



SC Annual School Report Card Summary

BLUFFTON MIDDLE
Beaufort County
Grades: 6-7 Enrollment: 867
Principal: Dr. Dereck H. Rhoads
Superintendent: Dr. Valerie Truesdale
Board Chair: Fred Washington

PERFORMANCE

Comprehensive detail, including definitions of ratings, performance criteria, and explanations of status, is available on www.ed.sc.gov and www.eoc.sc.gov as well as school and school district websites. Printed versions are available from school districts upon request.

YEAR	ABSOLUTE RATING	GROWTH RATING	PALMETTO GOLD AND SILVER AWARD		AYP STATUS	NCLB IMPROVEMENT STATUS
			General Performance	Closing the Gap		
2011	Good	Good	TBD	TBD	Not Met	N/A
2010	N/A	N/A	N/A	N/A	N/A	N/A
2009	N/A	N/A	N/A	N/A	N/A	N/A

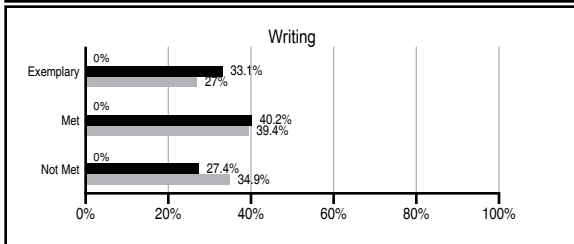
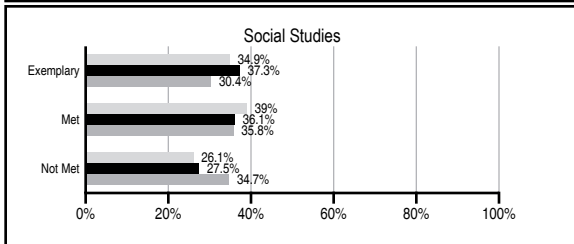
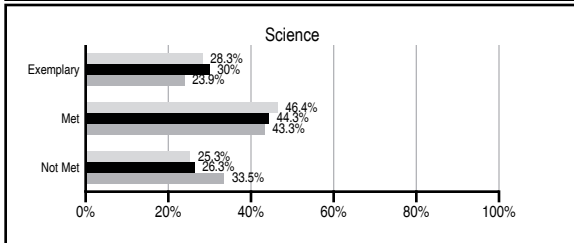
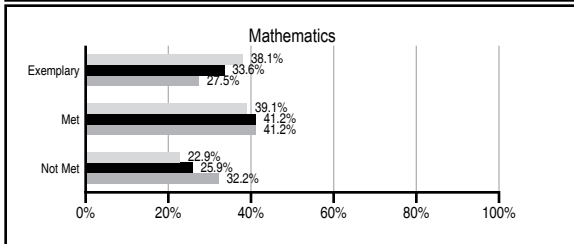
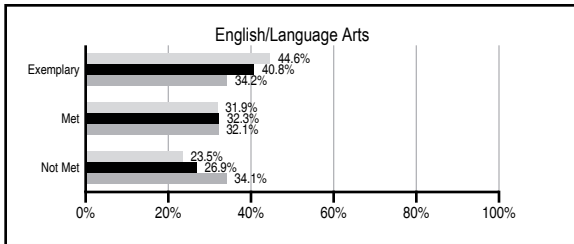
ABSOLUTE RATINGS OF MIDDLE SCHOOLS WITH STUDENTS LIKE OURS*

EXCELLENT	GOOD	AVERAGE	BELOW AVERAGE	AT-RISK
8	21	16	0	1

* Ratings are calculated with data available by 11/09/2011. Schools with Students Like Ours are Middle Schools with Poverty Indices of no more than 5% above or below the index for this school.

PASS PERFORMANCE

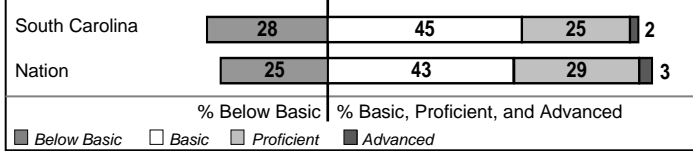
Our School Middle Schools with Students Like Ours Middle schools statewide



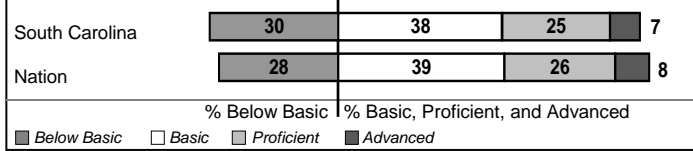
NAEP PERFORMANCE*

* Performance reported for SC and nation, data not available at school level. Percentages at NAEP Achievement Levels.

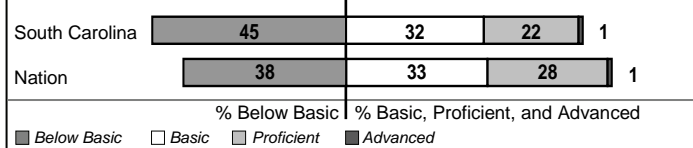
READING – GRADE 8 (2011)



MATH – GRADE 8 (2011)



SCIENCE – GRADE 8 (2009)



END OF COURSE TESTS - 2011

% of students scoring 70 or above on:	Our Middle School	Middle Schools with Students Like Ours
Algebra 1/Math for the Technologies 2	100.0	98.4
English 1	N/A	93.6
Biology 1/Applied Biology 2	N/A	N/A
Physical Science	N/A	18.3
US History and the Constitution	N/A	N/A
All Subjects	100.0	96.2

SC PERFORMANCE VISION

By 2020 all students will graduate with the knowledge and skills necessary to compete successfully in the global economy, participate in a democratic society and contribute positively as members of families and communities.

Abbreviations Key

N/A Not Applicable N/AV Not Available N/C Not Collected N/R Not Reported I/S Insufficient Sample TBD To be determined
 NI Newly Identified CSI Continuing School Improvement CA Corrective Action RP Plan to Restructure R Restructure DELAY School Improvement Status HOLD School Improvement Status

BLUFFTON MIDDLE [Beaufort County]

SCHOOL PROFILE

	Our School	Change from Last Year	Middle Schools with Students Like Ours	Median Middle School
Students (n=867)				
Students enrolled in high school credit courses (grades 7 & 8)	4.6%	N/R	31.0%	24.5%
Retention rate	0.0%	N/A	0.7%	0.7%
Attendance rate	96.8%	N/A	96.1%	95.9%
Served by gifted and talented program	28.5%	N/A	20.5%	17.8%
With disabilities other than speech	6.8%	N/A	8.8%	9.2%
Older than usual for grade	0.9%	N/A	0.9%	1.5%
Out-of-school suspensions or expulsions for violent and/or criminal offenses	1.7%	N/R	0.4%	0.4%
Annual dropout rate	N/A	N/A	0.0%	0.0%
Teachers (n=53)				
Teachers with advanced degrees	67.9%	N/A	61.6%	60.0%
Continuing contract teachers	69.8%	N/A	82.8%	82.6%
Teachers returning from previous year	N/A	N/A	87.6%	85.6%
Teacher attendance rate	93.7%	N/R	95.5%	95.3%
Average teacher salary*	\$48,796	I/S	\$46,777	\$46,300
Classes not taught by highly qualified teachers	3.7%	N/A	1.1%	1.2%
Professional development days/teacher	18.1 days	N/R	10.0 days	9.9 days
School				
Principal's years at school	1.0	N/R	5.0	4.0
Student-teacher ratio in core subjects	23.4 to 1	N/R	23.1 to 1	21.5 to 1
Prime instructional time	88.4%	N/R	90.5%	90.1%
Opportunities in the arts	Excellent	N/R	Good	Good
SACS accreditation	Yes	N/R	Yes	Yes
Parents attending conferences	75.2%	N/R	99.4%	98.1%
Character development program	Good	N/R	Good	Good
Dollars spent per pupil**	N/A	N/A	\$7,258	\$7,634
Percent of expenditures for instruction**	N/A	N/A	64.5%	64.0%
Percent of expenditures for teacher salaries**	N/A	N/A	62.0%	61.2%
% of AYP objectives met	75.9%		81.4%	80.5%

* Length of contract = 185+ days.

** Prior year audited financial data available.

EVALUATION RESULTS

	Teachers	Students*	Parents*
Number of surveys returned	18	339	138
Percent satisfied with learning environment	88.9%	62.8%	84.6%
Percent satisfied with social and physical environment	77.8%	74.9%	78.5%
Percent satisfied with school-home relations	72.2%	80.4%	75.6%

*Only students at the highest middle school grade level at this school and their parents were included.

Comprehensive detail, including definitions of ratings, performance criteria, and explanations of status, is available on www.ed.sc.gov and www.eoc.sc.gov as well as school and school district websites.

Printed versions are available from school districts upon request.

REPORT OF PRINCIPAL AND SCHOOL IMPROVEMENT COUNCIL

Bluffton Middle School (BLMS) opened in August 2010 as a state-of-the-art facility with 870 6th and 7th grade students. Our community worked hard to establish our School Improvement Council and Parent Teacher Organization. We invited the community in for tours of the building, held family nights, and enjoyed student performances. We sent communications home through our weekly newsletter, frequent phone calls, and ongoing updates to our webpage. Our core beliefs were established and prominently displayed around the school and on our webpage (<http://blm.beaufort.k12.sc.us/>).

The Mustang Path provides a model for proper behavior based on the BLMS mascot, the Mustang. The Mustang Path includes the four core aspects of Responsibility, Academic Excellence, Respect, and Honesty. Students participated in a daily advisory program called Path Time. Technology was present and used by staff and students alike. Outdoor studies included museum visits, math and science experiments, visits from local naturalists and artists, kayaking, and more.

Our school was honored by a visit from Governor Haley on March 31. Governor Haley encouraged students to be the best they can be. She said "we aren't proud of you for what you did yesterday. We're proud of you for what you're going to do tomorrow". As part of her visit, Governor Haley signed our school's pledge against bullying.

95 BLMS students qualified as Duke Tip Scholars. Nine students earned state recognition and one student earned Grand Qualifier status. Students showcased their talents in four productions of the Disney Musical, Beauty and the Beast. Five students were selected for the All-County Orchestra. A Night of the Arts celebrated the arts and showcased student talent. Students were selected monthly by their teachers as "Mustangs of the Month" based upon overall student performance and following the Mustang Path. Teachers also selected Mustangs of the Year from each team. Students participated in a cross-curricular unit of study based on the national program "River of Words." The project integrated English Language Arts, Geography, Science, and Visual Arts. A Spelling Bee and Geography Bee was held. One student successfully went on to compete at the State level of the National Geographic Bee. On November 11, we hosted the Sun City Veterans Association for a presentation to students and community members honoring and thanking the veterans in our community.

Our students participated in a variety of community service projects. Items were collected to benefit Family Promise and Carolina House. Gently-used coats, sweaters and jackets were donated through participation in the Furniture Warehouse Design Gallery Coat Drive. We donated \$350.00 to the The Make a Wish Foundation which provides local children with terminal conditions the opportunity to achieve their final wishes. In addition, students donated \$200.00 to a local family and H2 Builders to help the efforts of Extreme Home Makeover. Students collected over 90 pounds of pop tops to help provide free dental work for members of our community. \$200.00 was donated to the American Red Cross to assist those that suffered from tornado damage. Our Helping Hands drive collected close to 350 canned food items in the fall and our Christmas drive collected close to 300 items.

Congratulations to the Bluffton Middle School staff, students, and parents for a great first year.

Dr. Dereck Rhoads, Principal

Abbreviations Key

N/A Not Applicable N/AV Not Available N/C Not Collected N/R Not Reported I/S Insufficient Sample TBD To be determined

NI Newly Identified CSI Continuing School Improvement CA Corrective Action RP Plan to Restructure R Restructure DELAY School Improvement Status HOLD School Improvement Status