



SC Annual School Report Card Summary

BEAUFORT MIDDLE
Beaufort County
Grades: 6-8 Enrollment: 645
Principal: Carole T. Ingram
Superintendent: Dr. Valerie Truesdale
Board Chair: Fred Washington

PERFORMANCE

Comprehensive detail, including definitions of ratings, performance criteria, and explanations of status, is available on www.ed.sc.gov and www.eoc.sc.gov as well as school and school district websites. Printed versions are available from school districts upon request.

YEAR	ABSOLUTE RATING	GROWTH RATING	PALMETTO GOLD AND SILVER AWARD		AYP STATUS	NCLB IMPROVEMENT STATUS
			General Performance	Closing the Gap		
2011	Good	Good	TBD	TBD	Not Met	N/A
2010	Good	Good	Silver	N/A	Not Met	N/A
2009	Good	Average	N/A	N/A	Not Met	N/A

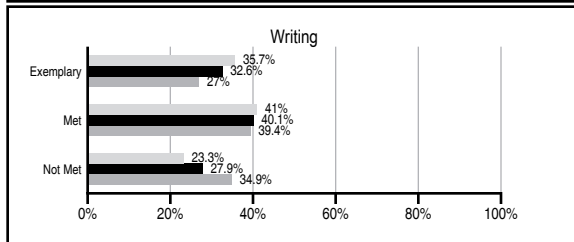
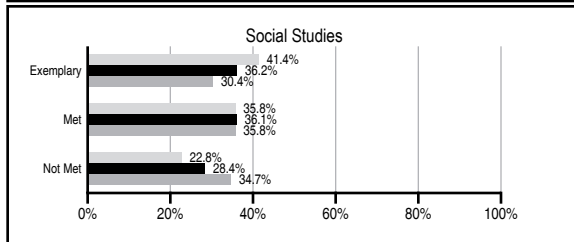
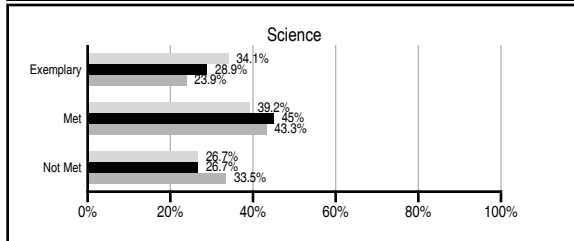
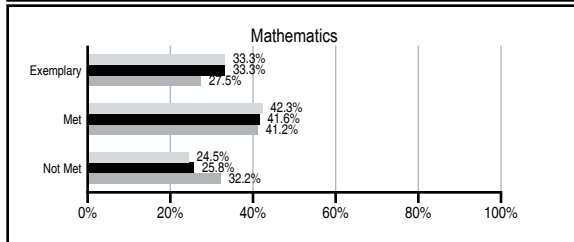
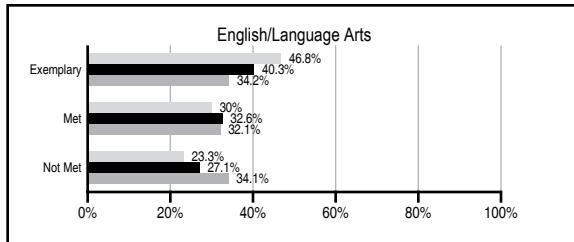
ABSOLUTE RATINGS OF MIDDLE SCHOOLS WITH STUDENTS LIKE OURS*

EXCELLENT	GOOD	AVERAGE	BELOW AVERAGE	AT-RISK
7	20	19	0	1

* Ratings are calculated with data available by 11/09/2011. Schools with Students Like Ours are Middle Schools with Poverty Indices of no more than 5% above or below the index for this school.

PASS PERFORMANCE

Our School
 Middle Schools with Students Like Ours
 Middle schools statewide



NAEP PERFORMANCE*

* Performance reported for SC and nation, data not available at school level. Percentages at NAEP Achievement Levels.



END OF COURSE TESTS - 2011

% of students scoring 70 or above on:	Our Middle School	Middle Schools with Students Like Ours
Algebra 1/Math for the Technologies 2	98.8	98.3
English 1	N/A	93.1
Biology 1/Applied Biology 2	N/A	N/A
Physical Science	N/A	18.3
US History and the Constitution	N/A	N/A
All Subjects	98.8	95.9

SC PERFORMANCE VISION

By 2020 all students will graduate with the knowledge and skills necessary to compete successfully in the global economy, participate in a democratic society and contribute positively as members of families and communities.

Abbreviations Key

N/A Not Applicable N/AV Not Available N/C Not Collected N/R Not Reported I/S Insufficient Sample TBD To be determined
 NI Newly Identified CSI Continuing School Improvement CA Corrective Action RP Plan to Restructure R Restructure DELAY School Improvement Status HOLD School Improvement Status

BEAUFORT MIDDLE [Beaufort County]

SCHOOL PROFILE

	Our School	Change from Last Year	Middle Schools with Students Like Ours	Median Middle School
Students (n=645)				
Students enrolled in high school credit courses (grades 7 & 8)	30.4%	Down from 33.1%	31.3%	24.5%
Retention rate	0.2%	Up from 0.0%	0.8%	0.7%
Attendance rate	97.3%	Up from 96.7%	96.1%	95.9%
Served by gifted and talented program	31.8%	Up from 29.6%	21.3%	17.8%
With disabilities other than speech	9.1%	Down from 11.2%	8.8%	9.2%
Older than usual for grade	1.2%	Up from 0.8%	1.2%	1.5%
Out-of-school suspensions or expulsions for violent and/or criminal offenses	0.8%	Up from 0.7%	0.5%	0.4%
Annual dropout rate	0.0%	No Change	0.0%	0.0%
Teachers (n=43)				
Teachers with advanced degrees	55.8%	Down from 57.8%	60.0%	60.0%
Continuing contract teachers	81.4%	Up from 80.0%	83.7%	82.6%
Teachers returning from previous year	82.3%	Down from 86.5%	86.9%	85.6%
Teacher attendance rate	93.5%	Down from 95.5%	95.5%	95.3%
Average teacher salary*	\$51,690	Up 1.7%	\$46,513	\$46,300
Classes not taught by highly qualified teachers	2.9%	Down from 5.8%	0.0%	1.2%
Professional development days/teacher	22.8 days	Down from 27.6 days	10.3 days	9.9 days
School				
Principal's years at school	7.0	Up from 6.0	4.5	4.0
Student-teacher ratio in core subjects	23.4 to 1	Up from 21.3 to 1	23.4 to 1	21.5 to 1
Prime instructional time	87.1%	Down from 89.5%	90.5%	90.1%
Opportunities in the arts	Good	No Change	Good	Good
SACS accreditation	Yes	No Change	Yes	Yes
Parents attending conferences	97.2%	Up from 96.9%	99.6%	98.1%
Character development program	Good	No Change	Good	Good
Dollars spent per pupil**	\$8,767	Up 4.0%	\$7,160	\$7,634
Percent of expenditures for instruction**	64.5%	Down from 66.6%	64.5%	64.0%
Percent of expenditures for teacher salaries**	62.4%	Down from 64.9%	61.8%	61.2%
% of AYP objectives met	73.9%	Down from 95.2%	81.0%	80.5%

* Length of contract = 185+ days.

** Prior year audited financial data available.

EVALUATION RESULTS

	Teachers	Students*	Parents*
Number of surveys returned	29	201	178
Percent satisfied with learning environment	100.0%	85.0%	86.3%
Percent satisfied with social and physical environment	100.0%	87.6%	90.2%
Percent satisfied with school-home relations	96.6%	88.4%	81.4%

*Only students at the highest middle school grade level at this school and their parents were included.

REPORT OF PRINCIPAL AND SCHOOL IMPROVEMENT COUNCIL

Beaufort Middle School was proud to be named a Palmetto's Finest finalist middle school for 2010 – 2011! Our students Made Meaningful Marks academically, artistically, and in the community. We received Palmetto Silver Award honors, and Spring MAP scores charted our students as exceeding national norms in math and reading. We honored 27 Junior Scholars; 28 potential TIP scholars with 3 state TIP honorees; 34 members of National Junior Honor Society; first runner up for Best in the Show in the Regional Science Fair; first place 6th grade winner in the DAR essay contest; first place 8th grade winner in the Constitution essay contest. 20% of our 8th grade class earned the Presidential Award for Academic Excellence. Twenty additional days of instruction accelerated learning for students, as well as after school tutoring, online instruction and gifted and talented ELA, math, and Humanities classes. Two students participated in the Governor's School for Math and Science summer 2011 program.

We received grant funding for arts instruction and integration as a Distinguished Arts Program school, and teachers were awarded grants from Target and the SC Arts Commission to support integration. BMS students participated in All-county Orchestra, Region 4 Orchestra and Band, and All-state Orchestra. Students were members of Children's Low Country Chorus, and BMS students captured lead roles in performances of our Low Country Children's Theater. Seventy-five students displayed artwork in community galleries and businesses. All 6th grade students attended a professional dance performance and learned movement from a dance artist-in-residence. The learning culminated in a performance of original dances students created about the ancient civilizations they studied. Four students attended the Governor's School for the Arts summer 2011 program.

This year's culmination of the Beaufort Three-Century Project resulted in three publications and an original web museum (<http://www.bmsb3c.org>) of our students' learning. Interviews, original poems, recipes, and anecdotes comprised Mama Always Said, Beaufort Then and Now, and What Were You Thinking? The River of Words project focused community awareness on our local environment. With Beaufort watersheds at the heart of the learning, teachers integrated science, poetry and art. All 7th grade and 50% of 8th grade students participated. Their writings and art were featured in the River of Words publication and displayed in local galleries. Twelve students received Presidential Community Service Awards for earning over 50 hours of community service during the year. Students collected over \$8,000 for charities.

Wake up and Walk, Intramurals, a Cognitive Cardio Room, and Finish Strong Fitness addressed student and staff health and fitness. Federal TIF funding now supports TAP for teachers and weekly instructional clusters for continuous learning in best instructional practices. While budget constraints, class size, and aligning instruction and assessment to standards so all students achieve continue to offer challenges, we remain committed to maintaining rich, rigorous, safe learning environments where our 21st century students excel in literacy, math, science, humanities, and the arts.

Carole Ingram, Principal
Mitchell Pate and John Myrick, SIC Chairmen

Comprehensive detail, including definitions of ratings, performance criteria, and explanations of status, is available on www.ed.sc.gov and www.eoc.sc.gov as well as school and school district websites.

Printed versions are available from school districts upon request.

Abbreviations Key

N/A Not Applicable N/AV Not Available N/C Not Collected N/R Not Reported I/S Insufficient Sample TBD To be determined
NI Newly Identified CSI Continuing School Improvement CA Corrective Action RP Plan to Restructure R Restructure DELAY School Improvement Status HOLD School Improvement Status