



SC Annual School Report Card Summary

WHALE BRANCH MIDDLE
Beaufort County
Grades: 5-8 Enrollment: 332
Principal: Mona Lise Dickson
Superintendent: Dr. Valerie Truesdale
Board Chair: Fred Washington

PERFORMANCE

Comprehensive detail, including definitions of ratings, performance criteria, and explanations of status, is available on www.ed.sc.gov and www.eoc.sc.gov as well as school and school district websites. Printed versions are available from school districts upon request.

YEAR	ABSOLUTE RATING	GROWTH RATING	PALMETTO GOLD AND SILVER AWARD		AYP STATUS	NCLB IMPROVEMENT STATUS
			General Performance	Closing the Gap		
2011	Average	Good	TBD	TBD	Not Met	N/A
2010	Below Average	Average	N/A	N/A	Met	N/A
2009	Below Average	Average	N/A	N/A	Met	R-DELAY

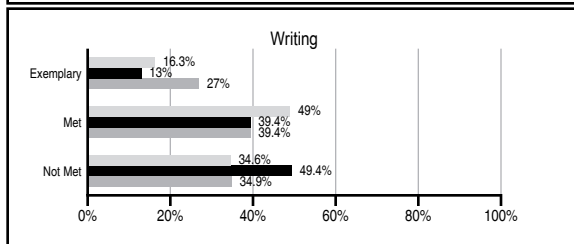
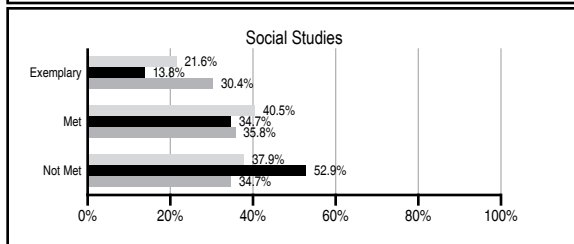
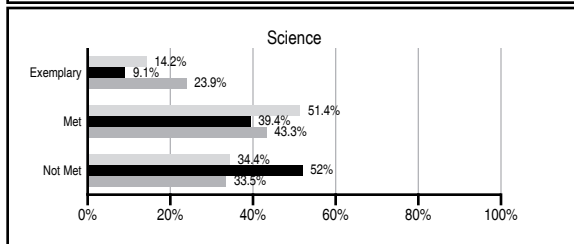
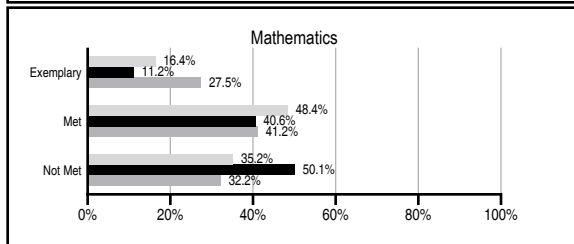
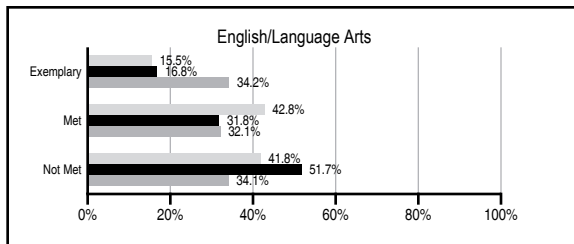
ABSOLUTE RATINGS OF MIDDLE SCHOOLS WITH STUDENTS LIKE OURS*

EXCELLENT	GOOD	AVERAGE	BELOW AVERAGE	AT-RISK
0	0	12	28	25

* Ratings are calculated with data available by 11/09/2011. Schools with Students Like Ours are Middle Schools with Poverty Indices of no more than 5% above or below the index for this school.

PASS PERFORMANCE

Our School Middle Schools with Students Like Ours Middle schools statewide



NAEP PERFORMANCE*

* Performance reported for SC and nation, data not available at school level. Percentages at NAEP Achievement Levels.



END OF COURSE TESTS - 2011

% of students scoring 70 or above on:	Our Middle School	Middle Schools with Students Like Ours
Algebra 1/Math for the Technologies 2	97.4	88.1
English 1	N/A	86.5
Biology 1/Applied Biology 2	N/A	36.8
Physical Science	N/A	13.4
US History and the Constitution	N/A	N/A
All Subjects	97.4	87.3

SC PERFORMANCE VISION

By 2020 all students will graduate with the knowledge and skills necessary to compete successfully in the global economy, participate in a democratic society and contribute positively as members of families and communities.

Abbreviations Key

N/A Not Applicable N/AV Not Available N/C Not Collected N/R Not Reported I/S Insufficient Sample TBD To be determined
 NI Newly Identified CSI Continuing School Improvement CA Corrective Action RP Plan to Restructure R Restructure DELAY School Improvement Status HOLD School Improvement Status

WHALE BRANCH MIDDLE [Beaufort County]

SCHOOL PROFILE

	Our School	Change from Last Year	Middle Schools with Students Like Ours	Median Middle School
Students (n=332)				
Students enrolled in high school credit courses (grades 7 & 8)	25.5%	Up from 11.4%	13.3%	24.5%
Retention rate	0.6%	Up from 0.3%	1.0%	0.7%
Attendance rate	97.9%	Down from 98.8%	95.3%	95.9%
Served by gifted and talented program	13.0%	Up from 8.3%	5.7%	17.8%
With disabilities other than speech	7.1%	Down from 9.8%	11.2%	9.2%
Older than usual for grade	1.2%	Down from 1.5%	3.5%	1.5%
Out-of-school suspensions or expulsions for violent and/or criminal offenses	0.6%	Down from 2.4%	0.2%	0.4%
Annual dropout rate	0.0%	No Change	0.0%	0.0%
Teachers (n=30)				
Teachers with advanced degrees	46.7%	Down from 57.1%	58.3%	60.0%
Continuing contract teachers	56.7%	Down from 64.3%	66.0%	82.6%
Teachers returning from previous year	66.9%	Down from 69.8%	78.7%	85.6%
Teacher attendance rate	95.8%	Down from 97.6%	95.4%	95.3%
Average teacher salary*	\$48,880	Down 7.7%	\$44,040	\$46,300
Classes not taught by highly qualified teachers	14.2%	Down from 19.7%	5.5%	1.2%
Professional development days/teacher	18.2 days	Down from 22.7 days	10.6 days	9.9 days
School				
Principal's years at school	3.0	Up from 2.0	3.0	4.0
Student-teacher ratio in core subjects	17.5 to 1	Up from 16.8 to 1	18.2 to 1	21.5 to 1
Prime instructional time	90.5%	Down from 93.5%	89.3%	90.1%
Opportunities in the arts	Good	No Change	Good	Good
SACS accreditation	Yes	No Change	Yes	Yes
Parents attending conferences	99.4%	Up from 99.0%	97.9%	98.1%
Character development program	Good	Down from Excellent	Good	Good
Dollars spent per pupil**	\$13,583	Down 1.4%	\$9,989	\$7,634
Percent of expenditures for instruction**	59.2%	Up from 57.4%	60.3%	64.0%
Percent of expenditures for teacher salaries**	53.0%	Up from 49.8%	56.0%	61.2%
% of AYP objectives met	82.4%	Down from 100.0%	69.9%	80.5%

* Length of contract = 185+ days.

** Prior year audited financial data available.

EVALUATION RESULTS

	Teachers	Students*	Parents*
Number of surveys returned	35	77	29
Percent satisfied with learning environment	88.6%	80.5%	93.1%
Percent satisfied with social and physical environment	91.4%	89.6%	82.8%
Percent satisfied with school-home relations	70.6%	85.7%	75.9%

*Only students at the highest middle school grade level at this school and their parents were included.

REPORT OF PRINCIPAL AND SCHOOL IMPROVEMENT COUNCIL

Whale Branch Middle School completed yet another successful year. Foremost, for the second year in a row the school made Adequate Yearly Progress (AYP) making us the only middle/secondary school in Beaufort County to repeat this great feat. Our school was also the recipient of the State of South Carolina Positive Behavior Intervention Supports (PBIS) Ribbon Award. This award indicates that our school meets the criteria for successful implementation of PBIS. Another highlight of this school year was being named a Carolina's First Palmetto's Finest semi-finalist. Lastly, WBMS was one of ten schools in the nation to achieve Stephen Peter's Gentlemen's Club Gold Level Status.

WBMS students completed the third year of the Science, Technology, Engineering, and Math (STEM) academy with great enthusiasm. In addition to overnight field trips to Riverbanks Zoological Gardens, EdVenture Museum, and Space Camp, our students also went to Hunting Island State Park. One of the exciting projects completed by our students involved a high altitude balloon launch whereby a helium filled weather balloon was launched 100,000 feet into space. Attached to the box was a camera that took intermittent photographs of the journey. The students had to make predictions based on wind speed and curvature of the earth as to where the balloon would come down.

Teachers continued to strengthen academic instruction through the Teacher Advancement Program (TAP), and by utilizing student data from sources such as: Measures of Academic Progress (MAP), USA Test Prep, Compass Learning, Accelerated Math and First in Math. In combination with classroom assessments the teachers were able to address individual student strengths and challenges to ensure each student met their 1.5 years growth.

Because of the dramatic improvement over the last few years, WBMS played host to several site visits from schools both inside and outside the district. Additionally, we participated in a Northwest Evaluation Association (NWEA) photo shoot based on the way our students and staff use data to make informed instructional decisions.

Because we cannot do what we do alone, our efforts to build home/school relationships involved the following: Parent to Parent training, Gentlemen's Club, ORCA's Arts Showcase, Audubon Society, Star Watch, Beaufort Marine Institute (BMI), Faith Leader's Luncheon, Mental Health Counselors, Relay for Life, Family Literacy and Math Nights, Parent/Community Liaison, STEM Showcase, School Fusion website, and utilization of School Messenger.

In addition to academic success, WBMS athletes added to their trophy case this year the following: Boys Basketball Tournament Champions, Girls Basketball Tournament Champions, Boys Track District Champions, and for the first time ever, Girls Track District Champions!

The staff, students, and parents of the Whale Branch Community continue to promote excellence in teaching and learning. Through planning, implementation, and reflection, we strive for accuracy each and every day to ensure our students are prepared for whatever obstacle is placed before them. We make no excuses, we believe in each other, we believe in Whale Branch Middle School. WE BELIEVE!
(excerpt taken from WBMS Creed)
Mona Lise Dickson, Principal and Deeni Everly, SIC Chair

Comprehensive detail, including definitions of ratings, performance criteria, and explanations of status, is available on www.ed.sc.gov and www.eoc.sc.gov as well as school and school district websites.

Printed versions are available from school districts upon request.

Abbreviations Key

N/A Not Applicable N/AV Not Available N/C Not Collected N/R Not Reported I/S Insufficient Sample TBD To be determined
NI Newly Identified CSI Continuing School Improvement CA Corrective Action RP Plan to Restructure R Restructure DELAY School Improvement Status HOLD School Improvement Status