

SC Annual School Report Card Summary

H E MCCRACKEN MIDDLE
Beaufort County
Grades: 8-9 Enrollment: 796
Principal: Phillip Shaw
Superintendent: Dr. Valerie Truesdale
Board Chair: Fred Washington

PERFORMANCE

Comprehensive detail, including definitions of ratings, performance criteria, and explanations of status, is available on www.ed.sc.gov and www.eoc.sc.gov as well as school and school district websites. Printed versions are available from school districts upon request.

YEAR	ABSOLUTE RATING	GROWTH RATING	PALMETTO GOLD AND SILVER AWARD		AYP STATUS	NCLB IMPROVEMENT STATUS
			General Performance	Closing the Gap		
2011	Average	Good	TBD	TBD	Not Met	N/A
2010	Average	Good	Silver	N/A	Not Met	N/A
2009	Average	Average	N/A	N/A	Not Met	N/A

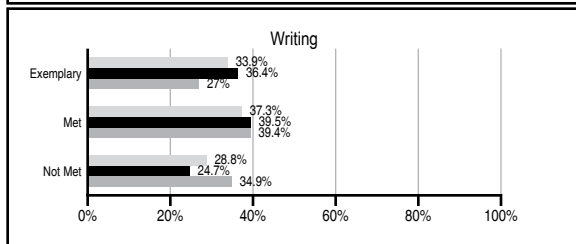
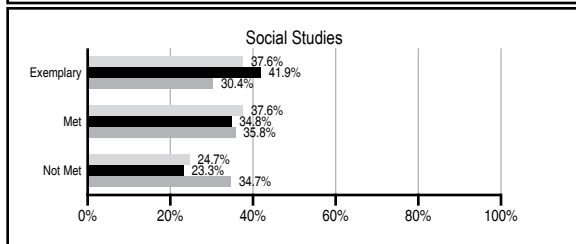
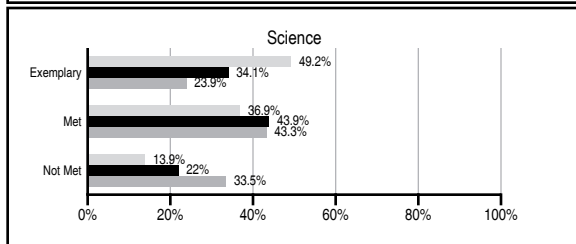
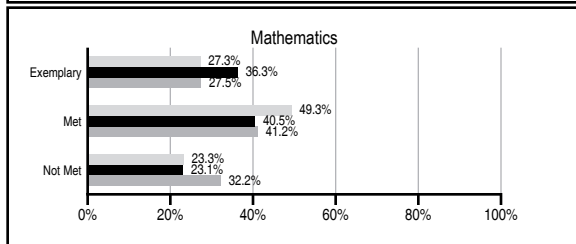
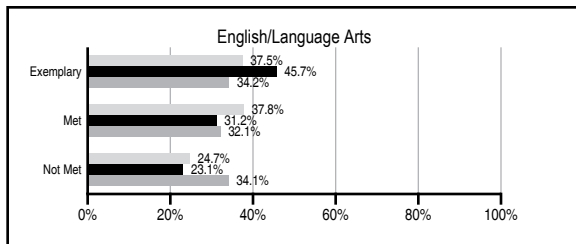
ABSOLUTE RATINGS OF MIDDLE SCHOOLS WITH STUDENTS LIKE OURS*

EXCELLENT	GOOD	AVERAGE	BELOW AVERAGE	AT-RISK
17	12	8	1	0

* Ratings are calculated with data available by 11/09/2011. Schools with Students Like Ours are Middle Schools with Poverty Indices of no more than 5% above or below the index for this school.

PASS PERFORMANCE


Our School
 Middle Schools with Students Like Ours
 Middle schools statewide




NAEP PERFORMANCE*

* Performance reported for SC and nation, data not available at school level. Percentages at NAEP Achievement Levels.


READING – GRADE 8 (2011)



MATH – GRADE 8 (2011)



SCIENCE – GRADE 8 (2009)



END OF COURSE TESTS - 2011

% of students scoring 70 or above on:	Our Middle School	Middle Schools with Students Like Ours
Algebra 1/Math for the Technologies 2	84.2	96.9
English 1	78.4	96.8
Biology 1/Applied Biology 2	92.7	94.8
Physical Science	40.6	35.2
US History and the Constitution	N/A	100
All Subjects	73.5	96.2

SC PERFORMANCE VISION

By 2020 all students will graduate with the knowledge and skills necessary to compete successfully in the global economy, participate in a democratic society and contribute positively as members of families and communities.

Abbreviations Key

N/A Not Applicable N/AV Not Available N/C Not Collected N/R Not Reported I/S Insufficient Sample TBD To be determined
 NI Newly Identified CSI Continuing School Improvement CA Corrective Action RP Plan to Restructure R Restructure DELAY School Improvement Status HOLD School Improvement Status

H E MCCRACKEN MIDDLE [Beaufort County]

SCHOOL PROFILE

	Our School	Change from Last Year	Middle Schools with Students Like Ours	Median Middle School
Students (n=796)				
Students enrolled in high school credit courses (grades 7 & 8)	48.6%	Up from 20.8%	34.2%	24.5%
Retention rate	1.1%	Down from 2.4%	0.4%	0.7%
Attendance rate	96.4%	Up from 96.0%	96.3%	95.9%
Served by gifted and talented program	22.6%	Up from 0.0%	24.4%	17.8%
With disabilities other than speech	7.2%	Down from 7.9%	7.0%	9.2%
Older than usual for grade	2.3%	Up from 1.9%	0.9%	1.5%
Out-of-school suspensions or expulsions for violent and/or criminal offenses	2.0%	Up from 0.0%	0.3%	0.4%
Annual dropout rate	0.0%	No Change	0.0%	0.0%
Teachers (n=54)				
Teachers with advanced degrees	59.3%	Down from 61.0%	60.0%	60.0%
Continuing contract teachers	74.1%	Down from 77.9%	84.3%	82.6%
Teachers returning from previous year	72.2%	Down from 83.8%	89.6%	85.6%
Teacher attendance rate	93.8%	Up from 92.2%	94.9%	95.3%
Average teacher salary*	\$46,797	Down 0.5%	\$47,622	\$46,300
Classes not taught by highly qualified teachers	4.5%	Down from 6.4%	1.7%	1.2%
Professional development days/teacher	10.4 days	Down from 10.9 days	9.8 days	9.9 days
School				
Principal's years at school	5.0	Up from 4.0	5.0	4.0
Student-teacher ratio in core subjects	23.5 to 1	Up from 16.6 to 1	23.5 to 1	21.5 to 1
Prime instructional time	89.3%	Up from 86.4%	90.8%	90.1%
Opportunities in the arts	Good	Down from Excellent	Good	Good
SACS accreditation	Yes	No Change	Yes	Yes
Parents attending conferences	99.8%	Up from 88.6%	98.2%	98.1%
Character development program	Excellent	No Change	Good	Good
Dollars spent per pupil**	\$6,647	Up 2.9%	\$6,908	\$7,634
Percent of expenditures for instruction**	69.3%	Up from 68.3%	66.2%	64.0%
Percent of expenditures for teacher salaries**	66.5%	Up from 65.7%	64.1%	61.2%
% of AYP objectives met	80.0%	Down from 96.6%	86.0%	80.5%

* Length of contract = 185+ days.

** Prior year audited financial data available.

REPORT OF PRINCIPAL AND SCHOOL IMPROVEMENT COUNCIL

H. E. McCracken is honored to share with you some of our extraordinary accomplishments as we continue to meet the needs of all of our students. Our goal is to challenge and to motivate each student to reach their full potential through rigorous and relevant educational experiences. We work hand in hand with our parents through our School Improvement Council to improve all aspects of our school. This year the council reviewed our uniform policy and decided to add additional colors. They were instrumental in addressing transportation and food service issues. Additionally SIC continues to be an active part in obtaining our goals through constant feedback and input. We truly are a better place through our synergistic relationship as we always seek the very best for our students.

We look forward to continuing to produce the highest scores and best education for our students!

EVALUATION RESULTS

	Teachers	Students*	Parents*
Number of surveys returned	29	369	160
Percent satisfied with learning environment	51.7%	66.9%	74.5%
Percent satisfied with social and physical environment	82.8%	71.4%	67.5%
Percent satisfied with school-home relations	46.4%	86.3%	69.0%

*Only students at the highest middle school grade level at this school and their parents were included.

Comprehensive detail, including definitions of ratings, performance criteria, and explanations of status, is available on www.ed.sc.gov and www.eoc.sc.gov as well as school and school district websites.

Printed versions are available from school districts upon request.

Abbreviations Key

N/A Not Applicable N/AV Not Available N/C Not Collected N/R Not Reported I/S Insufficient Sample TBD To be determined

NI Newly Identified CSI Continuing School Improvement CA Corrective Action RP Plan to Restructure R Restructure DELAY School Improvement Status HOLD School Improvement Status