



SC Annual School Report Card Summary

HILTON HEAD MIDDLE
Beaufort County
Grades: 6-8 Enrollment: 857
Principal: James Shirley
Superintendent: Dr. Valerie Truesdale
Board Chair: Fred Washington

PERFORMANCE

Comprehensive detail, including definitions of ratings, performance criteria, and explanations of status, is available on www.ed.sc.gov and www.eoc.sc.gov as well as school and school district websites. Printed versions are available from school districts upon request.

YEAR	ABSOLUTE RATING	GROWTH RATING	PALMETTO GOLD AND SILVER AWARD		AYP STATUS	NCLB IMPROVEMENT STATUS
			General Performance	Closing the Gap		
2011	Good	Good	TBD	TBD	Not Met	N/A
2010	Average	Good	Silver	N/A	Not Met	N/A
2009	Average	Average	N/A	N/A	Not Met	N/A

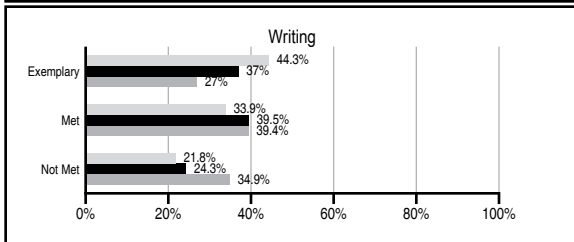
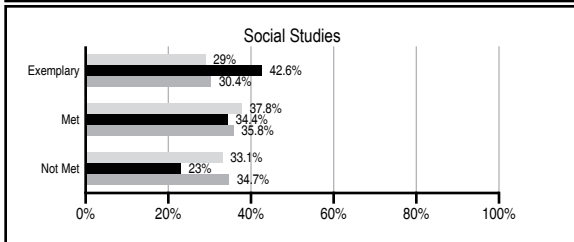
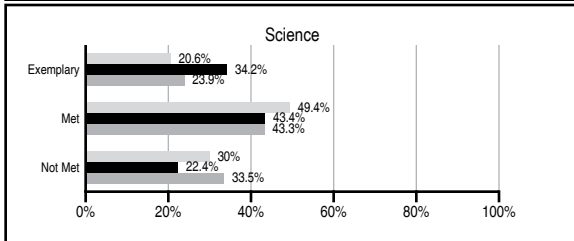
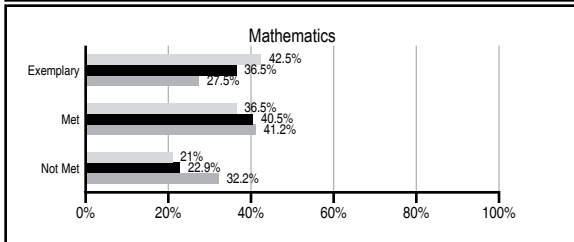
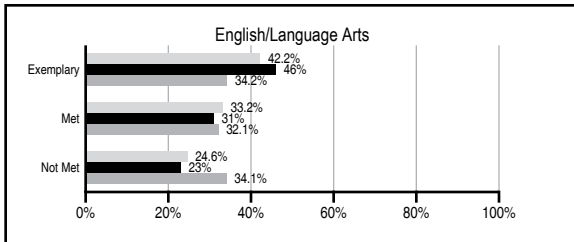
ABSOLUTE RATINGS OF MIDDLE SCHOOLS WITH STUDENTS LIKE OURS*

EXCELLENT	GOOD	AVERAGE	BELOW AVERAGE	AT-RISK
16	9	7	1	0

* Ratings are calculated with data available by 11/09/2011. Schools with Students Like Ours are Middle Schools with Poverty Indices of no more than 5% above or below the index for this school.

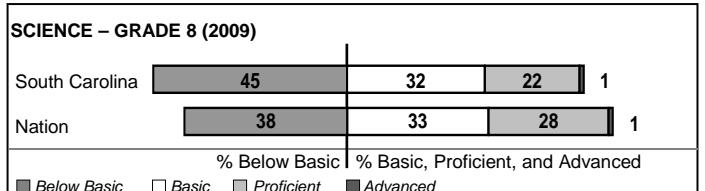
PASS PERFORMANCE

Our School
 Middle Schools with Students Like Ours
 Middle schools statewide



NAEP PERFORMANCE*

* Performance reported for SC and nation, data not available at school level. Percentages at NAEP Achievement Levels.



END OF COURSE TESTS - 2011

% of students scoring 70 or above on:	Our Middle School	Middle Schools with Students Like Ours
Algebra 1/Math for the Technologies 2	100.0	96.4
English 1	N/A	96.9
Biology 1/Applied Biology 2	N/A	94.8
Physical Science	N/A	52.8
US History and the Constitution	N/A	100
All Subjects	100.0	95.9

SC PERFORMANCE VISION

By 2020 all students will graduate with the knowledge and skills necessary to compete successfully in the global economy, participate in a democratic society and contribute positively as members of families and communities.

Abbreviations Key

N/A Not Applicable N/AV Not Available N/C Not Collected N/R Not Reported I/S Insufficient Sample TBD To be determined
 NI Newly Identified CSI Continuing School Improvement CA Corrective Action RP Plan to Restructure R Restructure DELAY School Improvement Status HOLD School Improvement Status

HILTON HEAD MIDDLE [Beaufort County]

SCHOOL PROFILE

	Our School	Change from Last Year	Middle Schools with Students Like Ours	Median Middle School
Students (n=857)				
Students enrolled in high school credit courses (grades 7 & 8)	39.0%	Up from 24.2%	35.7%	24.5%
Retention rate	0.1%	Down from 1.0%	0.4%	0.7%
Attendance rate	96.5%	Down from 97.6%	96.4%	95.9%
Served by gifted and talented program	31.0%	Up from 21.8%	24.5%	17.8%
With disabilities other than speech	9.7%	Down from 10.4%	6.8%	9.2%
Older than usual for grade	1.0%	Down from 2.6%	0.9%	1.5%
Out-of-school suspensions or expulsions for violent and/or criminal offenses	3.2%	Up from 1.1%	0.3%	0.4%
Annual dropout rate	0.0%	No Change	0.0%	0.0%
Teachers (n=57)				
Teachers with advanced degrees	63.2%	Up from 58.5%	60.0%	60.0%
Continuing contract teachers	78.9%	Up from 73.8%	82.4%	82.6%
Teachers returning from previous year	83.0%	Down from 85.0%	89.1%	85.6%
Teacher attendance rate	94.3%	Down from 96.5%	94.8%	95.3%
Average teacher salary*	\$51,318	Up 3.9%	\$47,737	\$46,300
Classes not taught by highly qualified teachers	2.8%	Down from 5.0%	1.8%	1.2%
Professional development days/teacher	12.0 days	Down from 12.1 days	9.9 days	9.9 days
School				
Principal's years at school	1.0	Up from 0.0	4.0	4.0
Student-teacher ratio in core subjects	22.4 to 1	No Change	23.7 to 1	21.5 to 1
Prime instructional time	89.2%	Down from 92.9%	90.8%	90.1%
Opportunities in the arts	Excellent	No Change	Good	Good
SACS accreditation	Yes	No Change	Yes	Yes
Parents attending conferences	99.9%	Down from 100.0%	98.4%	98.1%
Character development program	Excellent	No Change	Excellent	Good
Dollars spent per pupil**	\$7,818	Up 3.0%	\$6,647	\$7,634
Percent of expenditures for instruction**	68.9%	Up from 68.3%	66.0%	64.0%
Percent of expenditures for teacher salaries**	67.4%	Up from 66.2%	64.0%	61.2%
% of AYP objectives met	82.8%	Down from 96.6%	85.7%	80.5%

* Length of contract = 185+ days.

** Prior year audited financial data available.

EVALUATION RESULTS

	Teachers	Students*	Parents*
Number of surveys returned	47	254	68
Percent satisfied with learning environment	70.2%	72.8%	89.7%
Percent satisfied with social and physical environment	80.9%	80.7%	85.1%
Percent satisfied with school-home relations	83.0%	88.6%	85.3%

*Only students at the highest middle school grade level at this school and their parents were included.

REPORT OF PRINCIPAL AND SCHOOL IMPROVEMENT COUNCIL

Report of Principal and School Improvement Council

Hilton Head Island Stingrays began an exciting 2010-2011 year with Stingray 101, a weeklong student orientation. Designed by the staff, the program supported student success and addressed issues such as bullying, character building, and the challenges of the middle school years. We had 51 8th grade students who qualified as South Carolina Junior Scholars through their PSAT scores. We inducted 30 8th graders into the National Junior Honor Society and recognized 120 students as Stellar Stingrays. Our students brought home many trophies and awards this year from their participation in Model United Nations Team, Band, Orchestra, Chorus, Strings and many sports teams. HHIMS hosted the 2011 Regional Science Fair and 19 HHIMS students won top prizes at this year's competition. Many of our students were recognized by local organizations, including Rotary Club, and rewarded by our community. Two HHIMS students were recognized in the SC PTA Reflections program in the middle school division receiving first place in both photography and literature. HHIMS earned the Palmetto Silver Award for overall academic excellence in 2010 and we were recently invited to the White House Celebration for our 2011 Bronze Award in the Healthier U.S. Schools Challenge.

Teachers were involved in professional development throughout the year to improve teaching methods, enhance technology skills, and differentiate the curriculum. Teachers received instruction on the reading and writing workshop models of the BCSD Literacy Plan to provide students with effective instructional practices. Currently, we have 14 teachers with Gifted and Talented certification, and we have 9 National Board Certified teachers.

Improvements to our school over the summer included removal of portable classrooms, parking lot renovations, new security doors, interior painting, and renewal of baseball/softball field. All student computers in 6 labs and each classroom computer were replaced last spring; as well as all classrooms are equipped with Promethean Boards to enhance our classroom instruction through technology. Two new programs implemented at Hilton Head Island Middle involved the International Baccalaureate program and the Positive Behavior Intervention and Support program. Hilton Head Island Middle has completed application B for consideration of MYP-IB accreditation. HHIMS initiated a school wide PBIS program entitled RAYS (Respect-Awesome Attitude-Yearning to learn-In order to meet with Success) to provide positive behavior intervention strategies and recognize students modeling appropriate behaviors.

Our outstanding PTA, SIC, and Sports Booster Club continue to generously support the school. All of the parent support groups and countless hours of volunteer time make our school a wonderful and thriving place for Stingray students. We remain dedicated to continued progress in our academic achievement goals in the next school year in support of the District's Strategic Plan.

John Duncan, School Improvement Council Chair
Jim Shirley, Principal

Comprehensive detail, including definitions of ratings, performance criteria, and explanations of status, is available on www.ed.sc.gov and www.eoc.sc.gov as well as school and school district websites.

Printed versions are available from school districts upon request.

Abbreviations Key

N/A Not Applicable N/AV Not Available N/C Not Collected N/R Not Reported I/S Insufficient Sample TBD To be determined
NI Newly Identified CSI Continuing School Improvement CA Corrective Action RP Plan to Restructure R Restructure DELAY School Improvement Status HOLD School Improvement Status