



SC Annual School Report Card Summary

ROBERT SMALLS MIDDLE
Beaufort County
Grades: 6-8 Enrollment: 489
Principal: Denise R. Smith
Superintendent: Dr. Valerie Truesdale
Board Chair: Fred Washington

PERFORMANCE

Comprehensive detail, including definitions of ratings, performance criteria, and explanations of status, is available on www.ed.sc.gov and www.eoc.sc.gov as well as school and school district websites. Printed versions are available from school districts upon request.

| YEAR | ABSOLUTE RATING | GROWTH RATING | PALMETTO GOLD AND SILVER AWARD | | AYP STATUS | NCLB IMPROVEMENT STATUS |
|------|-----------------|---------------|--------------------------------|-----------------|------------|-------------------------|
| | | | General Performance | Closing the Gap | | |
| 2011 | Average | Average | TBD | TBD | Not Met | N/A |
| 2010 | Average | Average | N/A | Silver | Not Met | N/A |
| 2009 | Average | Average | N/A | N/A | Not Met | N/A |

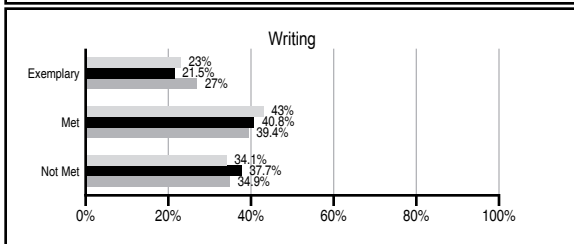
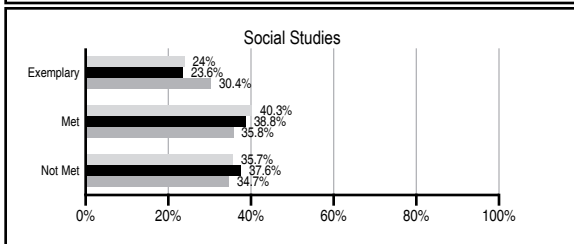
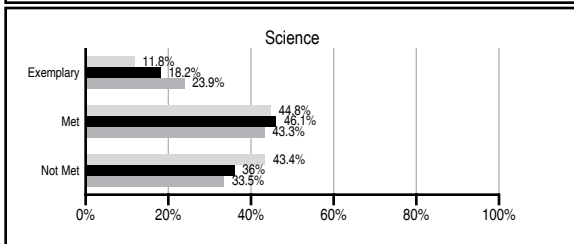
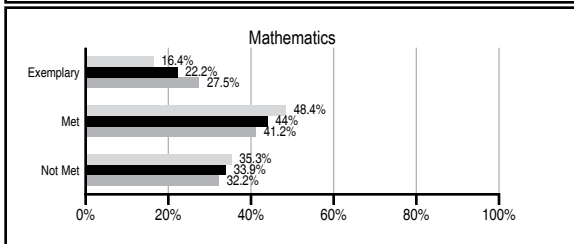
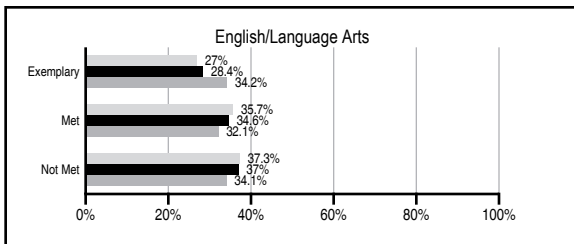
ABSOLUTE RATINGS OF MIDDLE SCHOOLS WITH STUDENTS LIKE OURS*

| EXCELLENT | GOOD | AVERAGE | BELOW AVERAGE | AT-RISK |
|-----------|------|---------|---------------|---------|
| 1 | 2 | 43 | 8 | 1 |

* Ratings are calculated with data available by 11/09/2011. Schools with Students Like Ours are Middle Schools with Poverty Indices of no more than 5% above or below the index for this school.

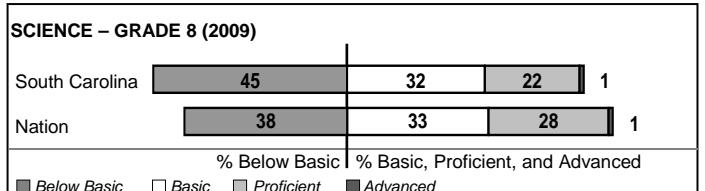
PASS PERFORMANCE

Our School
 Middle Schools with Students Like Ours
 Middle schools statewide



NAEP PERFORMANCE*

* Performance reported for SC and nation, data not available at school level. Percentages at NAEP Achievement Levels.



END OF COURSE TESTS - 2011

| % of students scoring 70 or above on: | Our Middle School | Middle Schools with Students Like Ours |
|---------------------------------------|-------------------|--|
| Algebra 1/Math for the Technologies 2 | 100.0 | 96.1 |
| English 1 | N/A | 91.8 |
| Biology 1/Applied Biology 2 | N/A | 98.2 |
| Physical Science | N/A | 57.8 |
| US History and the Constitution | N/A | N/A |
| All Subjects | 100.0 | 94.8 |

SC PERFORMANCE VISION

By 2020 all students will graduate with the knowledge and skills necessary to compete successfully in the global economy, participate in a democratic society and contribute positively as members of families and communities.

Abbreviations Key

N/A Not Applicable N/AV Not Available N/C Not Collected N/R Not Reported I/S Insufficient Sample TBD To be determined
 NI Newly Identified CSI Continuing School Improvement CA Corrective Action RP Plan to Restructure R Restructure DELAY School Improvement Status HOLD School Improvement Status

ROBERT SMALLS MIDDLE [Beaufort County]

SCHOOL PROFILE

| | Our School | Change from Last Year | Middle Schools with Students Like Ours | Median Middle School |
|--|------------|-----------------------|--|----------------------|
| Students (n=489) | | | | |
| Students enrolled in high school credit courses (grades 7 & 8) | 17.1% | Up from 15.3% | 27.9% | 24.5% |
| Retention rate | 0.2% | Down from 0.6% | 0.7% | 0.7% |
| Attendance rate | 97.0% | Down from 97.9% | 95.7% | 95.9% |
| Served by gifted and talented program | 20.4% | Up from 18.0% | 16.0% | 17.8% |
| With disabilities other than speech | 7.2% | Down from 11.9% | 10.0% | 9.2% |
| Older than usual for grade | 0.9% | Down from 2.6% | 2.0% | 1.5% |
| Out-of-school suspensions or expulsions for violent and/or criminal offenses | 3.5% | Down from 5.0% | 0.6% | 0.4% |
| Annual dropout rate | 0.0% | No Change | 0.0% | 0.0% |
| Teachers (n=41) | | | | |
| Teachers with advanced degrees | 51.2% | Down from 52.2% | 58.0% | 60.0% |
| Continuing contract teachers | 48.8% | Down from 65.2% | 87.1% | 82.6% |
| Teachers returning from previous year | 68.5% | Down from 76.3% | 83.1% | 85.6% |
| Teacher attendance rate | 95.4% | Up from 92.8% | 95.4% | 95.3% |
| Average teacher salary* | \$47,204 | Down 3.1% | \$45,197 | \$46,300 |
| Classes not taught by highly qualified teachers | 8.4% | Down from 11.0% | 1.8% | 1.2% |
| Professional development days/teacher | 15.5 days | Down from 16.8 days | 10.3 days | 9.9 days |
| School | | | | |
| Principal's years at school | 14.0 | Up from 13.0 | 4.0 | 4.0 |
| Student-teacher ratio in core subjects | 17.3 to 1 | Down from 20.9 to 1 | 21.0 to 1 | 21.5 to 1 |
| Prime instructional time | 90.1% | Up from 87.4% | 90.4% | 90.1% |
| Opportunities in the arts | Good | No Change | Good | Good |
| SACS accreditation | Yes | No Change | Yes | Yes |
| Parents attending conferences | 83.8% | Down from 93.2% | 96.4% | 98.1% |
| Character development program | Good | Up from Average | Good | Good |
| Dollars spent per pupil** | \$9,897 | Up 6.2% | \$7,487 | \$7,634 |
| Percent of expenditures for instruction** | 61.1% | Down from 62.9% | 62.2% | 64.0% |
| Percent of expenditures for teacher salaries** | 59.0% | Down from 60.0% | 59.2% | 61.2% |
| % of AYP objectives met | 80.0% | Down from 92.0% | 79.3% | 80.5% |

* Length of contract = 185+ days.

** Prior year audited financial data available.

EVALUATION RESULTS

| | Teachers | Students* | Parents* |
|--|----------|-----------|----------|
| Number of surveys returned | 49 | 123 | 22 |
| Percent satisfied with learning environment | 54.2% | 67.2% | 81.0% |
| Percent satisfied with social and physical environment | 57.1% | 70.2% | 76.2% |
| Percent satisfied with school-home relations | 45.8% | 81.7% | 63.6% |

*Only students at the highest middle school grade level at this school and their parents were included.

REPORT OF PRINCIPAL AND SCHOOL IMPROVEMENT COUNCIL

The 2010-2011 school year began with continuing the student achievement gains made the previous year in all content areas, but with special emphasis on math and English Language Arts. The 2010 PASS scores did show gains in both of these areas. Robert Smalls Middle was recognized by the State Education Oversight Committee with a Palmetto Silver Achievement Award for closing the achievement gap among minority students. Our state report card rating was average. Our SIC members, teaching staff, and administration worked collaboratively to review data generated from MAP and PASS scores to develop a comprehensive plan to address academic needs of all students. This team effort resulted in the following achievements: State PBIS Award, 9 South Carolina Junior Scholars, two Duke TIP Scholars, 7th grade recognized as a participant of the District's River of Words project, AVID program expanded to two grades, 8 students participated in the regional science fair, 4 science teachers and the principal selected to participate in the Lowcountry Institute Master Naturalist Program, teacher awarded grant from the Community Foundation of the Lowcountry, excellent ratings by the Band, Gentleman's Club involved in service learning projects, service recognition for outstanding contributions made by students who raised money for the Relay for Life, American Heart Association, Muscular Dystrophy Camp, and St. Jude's Cancer Drive, and 7th grade boys placed second in the conference championship in basketball. The staff and administration worked collaboratively throughout the year to implement fully an accredited International Baccalaureate Middle Years Programme.

During the year teachers worked to integrate reading and writing across the curriculum and to increase students' problem solving, reasoning, and critical thinking skills into all curricular areas. Students were involved in completing inquiry based learning units that had a real-world focus while being based on South Carolina Standards. Technology was used to support these curricular investigations and to provide opportunities for students to integrate it into their learning.

Student achievement gains as measured by our students' Spring MAP scores in both English Language Arts and math showed much growth. Our 6th grade students' Spring Math MAP scores was the highest in the district among middle schools. The staff began laying the foundation for end-of-course assessments in all content areas to be implemented next school year. The SIC members and staff believe that an intense focus on a balanced literacy program will provide the foundation for success needed as students move to the next level of their educational journey. We look forward to working with our SIC and PTO members, staff, parents, and community during the 2011-2012 school year to establish Robert Smalls Middle as a premier school in our state.

Denise R. Smith, Principal
Melina Lee, SIC Chair

Comprehensive detail, including definitions of ratings, performance criteria, and explanations of status, is available on www.ed.sc.gov and www.eoc.sc.gov as well as school and school district websites.

Printed versions are available from school districts upon request.

Abbreviations Key

N/A Not Applicable N/AV Not Available N/C Not Collected N/R Not Reported I/S Insufficient Sample TBD To be determined

NI Newly Identified CSI Continuing School Improvement CA Corrective Action RP Plan to Restructure R Restructure DELAY School Improvement Status HOLD School Improvement Status