



SC Annual School Report Card Summary

LADY'S ISLAND MIDDLE
Beaufort County
Grades: 5-8 Enrollment: 743
Principal: Martin L. Wright
Superintendent: Dr. Valerie Truesdale
Board Chair: Fred Washington

PERFORMANCE

Comprehensive detail, including definitions of ratings, performance criteria, and explanations of status, is available on www.ed.sc.gov and www.eoc.sc.gov as well as school and school district websites. Printed versions are available from school districts upon request.

YEAR	ABSOLUTE RATING	GROWTH RATING	PALMETTO GOLD AND SILVER AWARD		AYP STATUS	NCLB IMPROVEMENT STATUS
			General Performance	Closing the Gap		
2011	Average	Average	TBD	TBD	Not Met	N/A
2010	Average	Average	N/A	N/A	Not Met	N/A
2009	Average	Average	N/A	N/A	Not Met	N/A

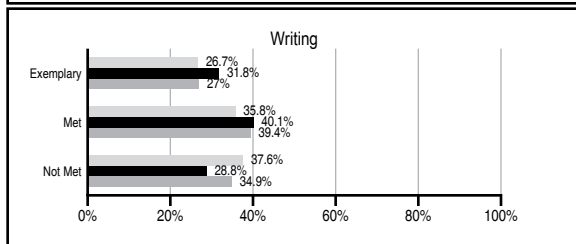
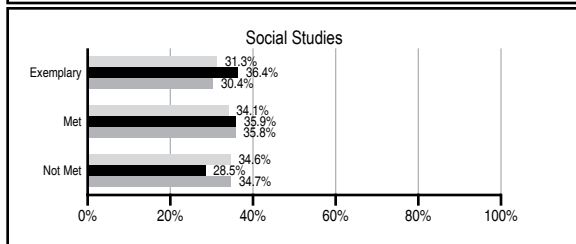
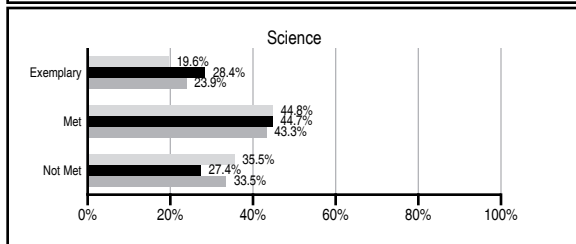
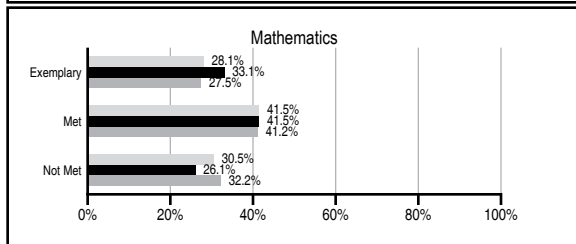
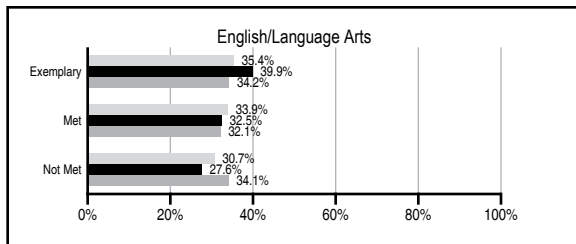
ABSOLUTE RATINGS OF MIDDLE SCHOOLS WITH STUDENTS LIKE OURS*

EXCELLENT	GOOD	AVERAGE	BELOW AVERAGE	AT-RISK
6	20	20	0	1

* Ratings are calculated with data available by 11/09/2011. Schools with Students Like Ours are Middle Schools with Poverty Indices of no more than 5% above or below the index for this school.

PASS PERFORMANCE

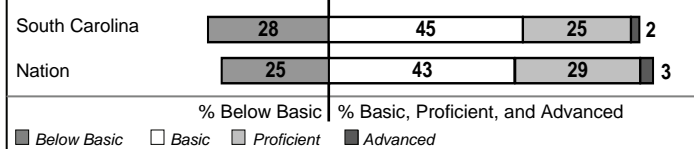
Our School
 Middle Schools with Students Like Ours
 Middle schools statewide



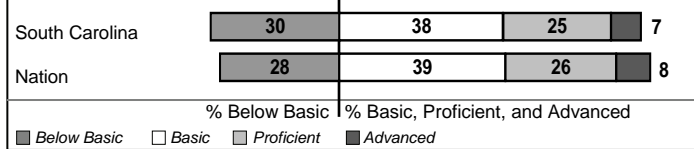
NAEP PERFORMANCE*

* Performance reported for SC and nation, data not available at school level. Percentages at NAEP Achievement Levels.

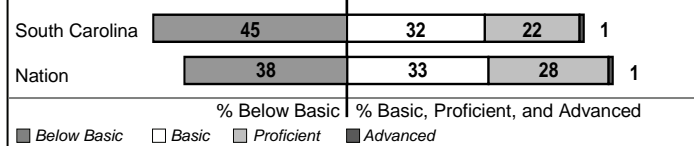
READING – GRADE 8 (2011)



MATH – GRADE 8 (2011)



SCIENCE – GRADE 8 (2009)



END OF COURSE TESTS - 2011

% of students scoring 70 or above on:	Our Middle School	Middle Schools with Students Like Ours
Algebra 1/Math for the Technologies 2	98.5	98.0
English 1	0.0	93.1
Biology 1/Applied Biology 2	N/A	N/A
Physical Science	0.0	21.3
US History and the Constitution	N/A	N/A
All Subjects	95.7	95.9

SC PERFORMANCE VISION

By 2020 all students will graduate with the knowledge and skills necessary to compete successfully in the global economy, participate in a democratic society and contribute positively as members of families and communities.

Abbreviations Key

N/A Not Applicable N/AV Not Available N/C Not Collected N/R Not Reported I/S Insufficient Sample TBD To be determined
 NI Newly Identified CSI Continuing School Improvement CA Corrective Action RP Plan to Restructure R Restructure DELAY School Improvement Status HOLD School Improvement Status

LADY'S ISLAND MIDDLE [Beaufort County]

SCHOOL PROFILE

	Our School	Change from Last Year	Middle Schools with Students Like Ours	Median Middle School
Students (n=743)				
Students enrolled in high school credit courses (grades 7 & 8)	23.1%	Down from 31.0%	30.8%	24.5%
Retention rate	0.1%	Down from 0.7%	0.7%	0.7%
Attendance rate	97.3%	Down from 97.7%	96.1%	95.9%
Served by gifted and talented program	24.4%	Up from 21.2%	21.6%	17.8%
With disabilities other than speech	6.7%	Down from 8.6%	8.8%	9.2%
Older than usual for grade	1.3%	Down from 2.0%	0.9%	1.5%
Out-of-school suspensions or expulsions for violent and/or criminal offenses	0.0%	No Change	0.4%	0.4%
Annual dropout rate	0.0%	No Change	0.0%	0.0%
Teachers (n=48)				
Teachers with advanced degrees	77.1%	Up from 74.5%	61.3%	60.0%
Continuing contract teachers	70.8%	Down from 74.5%	84.0%	82.6%
Teachers returning from previous year	75.8%	Down from 80.8%	86.8%	85.6%
Teacher attendance rate	96.2%	Up from 90.4%	95.5%	95.3%
Average teacher salary*	\$50,112	Up 1.0%	\$46,513	\$46,300
Classes not taught by highly qualified teachers	4.6%	Up from 2.7%	0.0%	1.2%
Professional development days/teacher	9.7 days	Down from 15.0 days	10.3 days	9.9 days
School				
Principal's years at school	1.0	Down from 3.0	4.0	4.0
Student-teacher ratio in core subjects	21.9 to 1	No Change	23.4 to 1	21.5 to 1
Prime instructional time	90.8%	Up from 83.6%	90.5%	90.1%
Opportunities in the arts	Good	Down from Excellent	Good	Good
SACS accreditation	Yes	No Change	Yes	Yes
Parents attending conferences	98.6%	Up from 97.7%	99.7%	98.1%
Character development program	Average	No Change	Excellent	Good
Dollars spent per pupil**	\$7,732	Down 12.4%	\$7,213	\$7,634
Percent of expenditures for instruction**	61.3%	Up from 61.2%	64.5%	64.0%
Percent of expenditures for teacher salaries**	58.7%	Up from 58.0%	61.8%	61.2%
% of AYP objectives met	76.2%	Down from 96.0%	81.0%	80.5%

* Length of contract = 185+ days.

** Prior year audited financial data available.

EVALUATION RESULTS

	Teachers	Students*	Parents*
Number of surveys returned	32	167	77
Percent satisfied with learning environment	58.1%	55.1%	75.0%
Percent satisfied with social and physical environment	71.9%	63.2%	68.4%
Percent satisfied with school-home relations	50.0%	69.7%	67.1%

*Only students at the highest middle school grade level at this school and their parents were included.

REPORT OF PRINCIPAL AND SCHOOL IMPROVEMENT COUNCIL

This was an exciting school year at Lady's Island Middle & Intermediate School as marked our second year serving 5th grade students. We inducted 36 students into the National Junior Honor Society; we had six Junior Scholars, and two Duke TIP scholars. A fifth grade student won the State Superintendent's Writing Award and a number of students were selected to display their artwork at the River of Words work exhibit. In an effort to promote our school theme of Community and Collaboration, our school was designated as a Bronze level South Carolina Healthy School. In addition, our students and staff collected over \$4,000 for the American Cancer Society. Other community projects included a recycling program, and observing our veterans at the National Cemetery. We are also proud of our PTO for raising over \$3,000 during our 1st Annual Spring Carnival. In addition, our boys basketball team won the county-wide championship.

New initiatives include the Stephen Peters' Gentlemen's Club for a select group of males led by one of the assistant principals. In addition, a team of teachers and staff volunteers began researching components of the Positive Behavior Intervention Support program with the goal of developing positive behavior within the school.

During the school year Lady's Island was re-fitted with new technology and state-of-the art science equipment. This included the addition of a new HP laptop mobile cart and new equipment to enhance student engagement. Additional plans are underway to add additional computer labs, new bleachers, new tables and flooring for the cafeteria, and a new sound system for the lecture theater.

We have continued to successfully implement components of the STEM program and extended our program to the 7th grade. Our current program is geared toward the natural curiosity and creativity of our children. The natural resources of the area lend themselves to engaging students in hands-on and exploratory learning that spark the imagination.

Lady's Island Middle & Intermediate School continues to monitor progress towards achievement and determine ongoing strategies to increase student achievement for all students.

Martin L. Wright, Principal
Laura Eggers, SIC Chairperson

Comprehensive detail, including definitions of ratings, performance criteria, and explanations of status, is available on www.ed.sc.gov and www.eoc.sc.gov as well as school and school district websites.

Printed versions are available from school districts upon request.

Abbreviations Key

N/A Not Applicable N/AV Not Available N/C Not Collected N/R Not Reported I/S Insufficient Sample TBD To be determined

NI Newly Identified CSI Continuing School Improvement CA Corrective Action RP Plan to Restructure R Restructure DELAY School Improvement Status HOLD School Improvement Status