



# SC Annual School Report Card Summary

**GUINYARD-BUTLER MIDDLE**  
**Barnwell 45**  
**Grades: 7-8** Enrollment: 381  
**Principal: Senaca Baines**  
**Superintendent: Roy Sapough**  
**Board Chair: Chad Perry**

## PERFORMANCE

Comprehensive detail, including definitions of ratings, performance criteria, and explanations of status, is available on [www.ed.sc.gov](http://www.ed.sc.gov) and [www.eoc.sc.gov](http://www.eoc.sc.gov) as well as school and school district websites. Printed versions are available from school districts upon request.

YEAR	ABSOLUTE RATING	GROWTH RATING	PALMETTO GOLD AND SILVER AWARD		AYP STATUS	NCLB IMPROVEMENT STATUS
			General Performance	Closing the Gap		
2011	Below Average	Average	TBD	TBD	Not Met	N/A
2010	Below Average	Average	N/A	N/A	Not Met	N/A
2009	Below Average	Below Average	N/A	N/A	Not Met	N/A

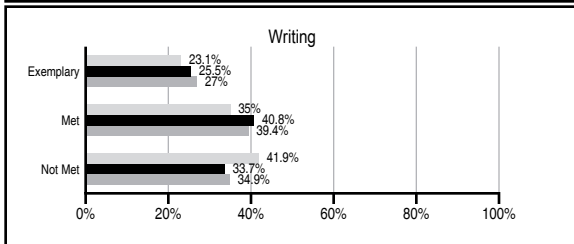
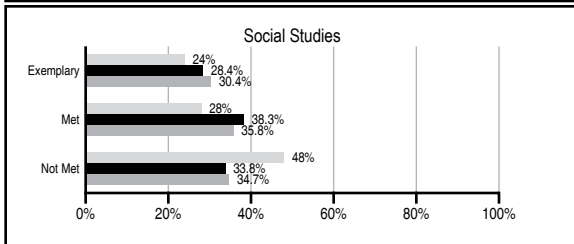
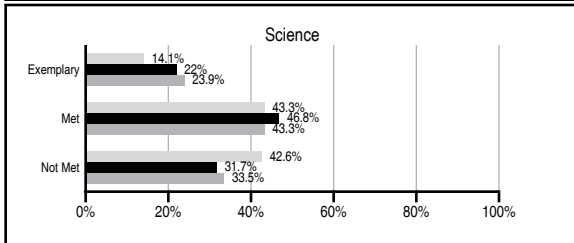
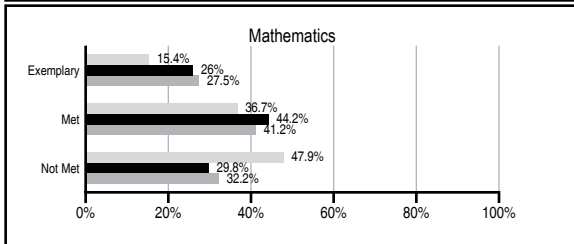
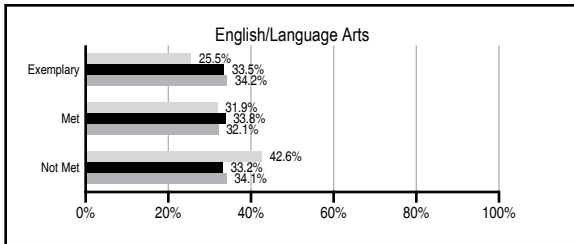
## ABSOLUTE RATINGS OF MIDDLE SCHOOLS WITH STUDENTS LIKE OURS\*

EXCELLENT	GOOD	AVERAGE	BELOW AVERAGE	AT-RISK
3	11	45	4	0

\* Ratings are calculated with data available by 11/09/2011. Schools with Students Like Ours are Middle Schools with Poverty Indices of no more than 5% above or below the index for this school.

## PASS PERFORMANCE

Our School
  Middle Schools with Students Like Ours
  Middle schools statewide



## NAEP PERFORMANCE\*

\* Performance reported for SC and nation, data not available at school level. Percentages at NAEP Achievement Levels.

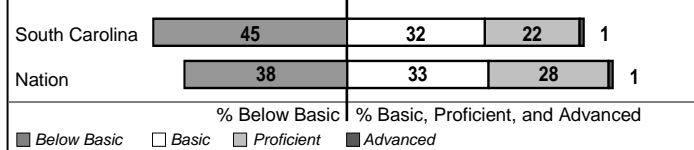
### READING – GRADE 8 (2011)



### MATH – GRADE 8 (2011)



### SCIENCE – GRADE 8 (2009)



## END OF COURSE TESTS - 2011

% of students scoring 70 or above on:	Our Middle School	Middle Schools with Students Like Ours
Algebra 1/Math for the Technologies 2	100.0	96.9
English 1	N/A	96.0
Biology 1/Applied Biology 2	N/A	90.2
Physical Science	N/A	99.0
US History and the Constitution	N/A	N/A
All Subjects	100.0	96.4

## SC PERFORMANCE VISION

*By 2020 all students will graduate with the knowledge and skills necessary to compete successfully in the global economy, participate in a democratic society and contribute positively as members of families and communities.*

### Abbreviations Key

N/A Not Applicable N/AV Not Available N/C Not Collected N/R Not Reported I/S Insufficient Sample TBD To be determined  
 NI Newly Identified CSI Continuing School Improvement CA Corrective Action RP Plan to Restructure R Restructure DELAY School Improvement Status HOLD School Improvement Status

# GUINYARD-BUTLER MIDDLE [Barnwell 45]

## SCHOOL PROFILE

	Our School	Change from Last Year	Middle Schools with Students Like Ours	Median Middle School
<b>Students (n=381)</b>				
Students enrolled in high school credit courses (grades 7 & 8)	7.1%	Up from 5.2%	23.3%	24.5%
Retention rate	0.8%	Down from 5.8%	0.9%	0.7%
Attendance rate	95.6%	Up from 94.4%	95.7%	95.9%
Served by gifted and talented program	19.6%	Down from 21.0%	18.3%	17.8%
With disabilities other than speech	11.4%	Down from 18.0%	10.1%	9.2%
Older than usual for grade	1.3%	Down from 7.1%	1.8%	1.5%
Out-of-school suspensions or expulsions for violent and/or criminal offenses	0.8%	Up from 0.3%	0.4%	0.4%
Annual dropout rate	0.0%	No Change	0.0%	0.0%
<b>Teachers (n=24)</b>				
Teachers with advanced degrees	54.2%	Down from 54.5%	58.0%	60.0%
Continuing contract teachers	79.2%	Down from 81.8%	87.5%	82.6%
Teachers returning from previous year	82.8%	Up from 79.9%	85.4%	85.6%
Teacher attendance rate	91.5%	Up from 89.4%	95.4%	95.3%
Average teacher salary*	\$43,664	Down 1.9%	\$45,841	\$46,300
Classes not taught by highly qualified teachers	15.1%	Up from 9.1%	1.1%	1.2%
Professional development days/teacher	5.7 days	Down from 9.7 days	9.9 days	9.9 days
<b>School</b>				
Principal's years at school	2.0	Up from 1.0	4.0	4.0
Student-teacher ratio in core subjects	21.1 to 1	Up from 20.4 to 1	21.5 to 1	21.5 to 1
Prime instructional time	86.4%	Up from 85.6%	89.8%	90.1%
Opportunities in the arts	Good	No Change	Good	Good
SACS accreditation	Yes	No Change	Yes	Yes
Parents attending conferences	95.1%	Down from 98.6%	97.4%	98.1%
Character development program	Average	Down from Good	Good	Good
Dollars spent per pupil**	\$8,218	Down 28.2%	\$7,487	\$7,634
Percent of expenditures for instruction**	56.8%	Up from 50.6%	63.5%	64.0%
Percent of expenditures for teacher salaries**	55.0%	Up from 48.1%	60.8%	61.2%
% of AYP objectives met	52.4%	Down from 71.4%	81.0%	80.5%

\* Length of contract = 185+ days.

\*\* Prior year audited financial data available.

## EVALUATION RESULTS

	Teachers	Students*	Parents*
Number of surveys returned	27	152	50
Percent satisfied with learning environment	88.9%	67.8%	71.4%
Percent satisfied with social and physical environment	88.9%	71.7%	79.2%
Percent satisfied with school-home relations	77.8%	88.2%	85.7%

\*Only students at the highest middle school grade level at this school and their parents were included.

## REPORT OF PRINCIPAL AND SCHOOL IMPROVEMENT COUNCIL

As Principal of Guinyard-Butler Middle School in Barnwell School District 45, my vision for GBMS is to continue improvement of student achievement, classroom behavior, instructional delivery and access to technology.

### GBMS Major Accomplishments for 2010-11 School Year

13 Junior Scholars students and two Duke Scholars.

Students and staff participate in Relay for Life, Donations for the Relief Effort in Japan, and the collection of over 2,000 items for needed families. The GBMS Drama Troop organized a Christmas Charity Drama production which raised over \$1,100 for local families.

Excellent football and basketball seasons. GBMS cheerleaders performed routines at games, pep rallies, and other student events. A large number of GBMS students participated in high school athletics such as golf, soccer, tennis, softball, and volleyball. GBMS band students participated in "State Concert Festival" in Charleston, SC and received an Excellent rating. They also participated in the "Music in the Parks Festival" at Carowinds Theme Park and received three ratings of Excellent, Excellent, and Superior. Jr. Beta Club activities and projects included attending the Jr. Beta Club convention, operating the concession stand for home basketball games and inducted 42 new members. GBMS had one student who was elected and served as a state officer for Jr. Beta Club. Student Council activities and projects included: 1) Honoring teachers during Teacher Appreciation Week and American Education Week 2) Entering the Homecoming Parade 3) Sponsoring the Miss GBMS Pageant 4) working on GBMS Beautification 5) coordinating the Red Ribbon Week and Spirit Week. A number of students participated in some newly organized extracurricular activities such as Drama Club, Chorus, GBMS Step Team, and the year book staff.

50 TAG students visited Lake Toxaway in North Carolina for outdoor adventures such as riding a zip line and wall climbing. Eighth grade students traveled to Charleston, SC, where they toured the SC Aquarium and traveled by boat to a local island to explore the coastal habitat.

GBMS Faculty: Implemented 7th grade single-gender program. Continues to implement the Barnwell 45 Curriculum. Adopted the "Middle School Concept" and has implemented TEAMS in efforts to address student's academic issues. Sponsored Parent and MAP nights throughout the school year for parents and students to attend.

Selected Jennie Lemon as GBMS Teacher of the Year. Three GBMS teachers applied for and received grants relating to improving classroom instruction or the learning environment at GBMS.

Deborah Coleman, School Improvement Council Chair  
Seneca J. Baines, Principal

Comprehensive detail, including definitions of ratings, performance criteria, and explanations of status, is available on [www.ed.sc.gov](http://www.ed.sc.gov) and [www.eoc.sc.gov](http://www.eoc.sc.gov) as well as school and school district websites.

Printed versions are available from school districts upon request.

### Abbreviations Key

N/A Not Applicable N/AV Not Available N/C Not Collected N/R Not Reported I/S Insufficient Sample TBD To be determined

NI Newly Identified CSI Continuing School Improvement CA Corrective Action RP Plan to Restructure R Restructure DELAY School Improvement Status HOLD School Improvement Status