



# SC Annual School Report Card Summary

DENMARK-OLAR MIDDLE

Bamberg 2

Grades: 6-8

Enrollment: 179

Principal: Isaac Lee, II

Superintendent: Dr. Thelma Sojourner

Board Chair: Loretta P. Goodman

## PERFORMANCE

Comprehensive detail, including definitions of ratings, performance criteria, and explanations of status, is available on [www.ed.sc.gov](http://www.ed.sc.gov) and [www.eoc.sc.gov](http://www.eoc.sc.gov) as well as school and school district websites. Printed versions are available from school districts upon request.

YEAR	ABSOLUTE RATING	GROWTH RATING	PALMETTO GOLD AND SILVER AWARD		AYP STATUS	NCLB IMPROVEMENT STATUS
			General Performance	Closing the Gap		
2011	At-Risk	At-Risk	TBD	TBD	Not Met	R
2010	At-Risk	At-Risk	N/A	N/A	Not Met	R
2009	At-Risk	At-Risk	N/A	N/A	Not Met	R

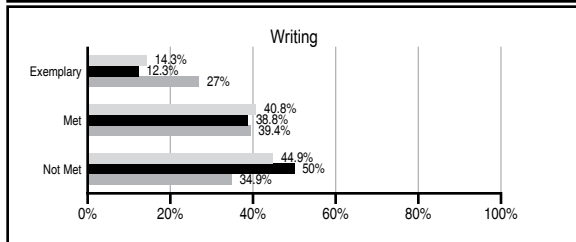
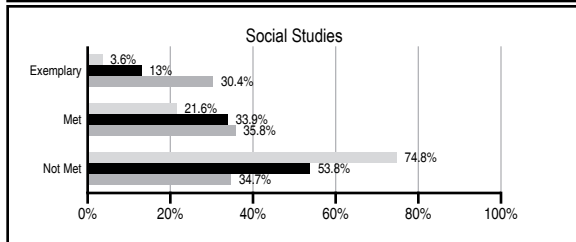
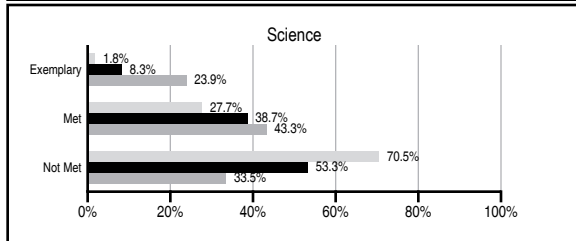
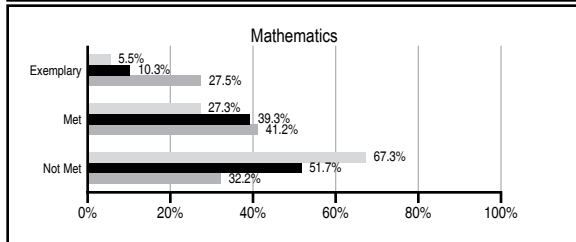
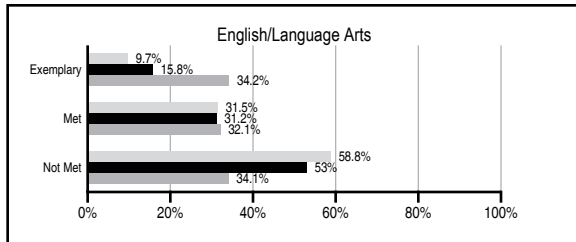
## ABSOLUTE RATINGS OF MIDDLE SCHOOLS WITH STUDENTS LIKE OURS\*

EXCELLENT	GOOD	AVERAGE	BELOW AVERAGE	AT-RISK
0	0	7	22	24

\* Ratings are calculated with data available by 11/09/2011. Schools with Students Like Ours are Middle Schools with Poverty Indices of no more than 5% above or below the index for this school.




## PASS PERFORMANCE

Our School Middle Schools with Students Like Ours Middle schools statewide



## NAEP PERFORMANCE\*

\* Performance reported for SC and nation, data not available at school level. Percentages at NAEP Achievement Levels.



## END OF COURSE TESTS - 2011

% of students scoring 70 or above on:	Our Middle School	Middle Schools with Students Like Ours
Algebra 1/Math for the Technologies 2	80.0	88.3
English 1	66.7	86.2
Biology 1/Applied Biology 2	N/A	22.7
Physical Science	N/A	16.8
US History and the Constitution	N/A	N/A
All Subjects	72.7	87.3

## SC PERFORMANCE VISION

*By 2020 all students will graduate with the knowledge and skills necessary to compete successfully in the global economy, participate in a democratic society and contribute positively as members of families and communities.*

### Abbreviations Key

N/A Not Applicable N/AV Not Available N/C Not Collected N/R Not Reported I/S Insufficient Sample TBD To be determined

NI Newly Identified CSI Continuing School Improvement CA Corrective Action RP Plan to Restructure R Restructure DELAY School Improvement Status HOLD School Improvement Status

# DENMARK-OLAR MIDDLE [Bamberg 2]

## SCHOOL PROFILE

	Our School	Change from Last Year	Middle Schools with Students Like Ours	Median Middle School
<b>Students (n=179)</b>				
Students enrolled in high school credit courses (grades 7 & 8)	10.3%	Down from 13.6%	13.6%	24.5%
Retention rate	0.0%	Down from 3.1%	1.0%	0.7%
Attendance rate	99.0%	Down from 99.8%	95.4%	95.9%
Served by gifted and talented program	3.5%	No Change	5.4%	17.8%
With disabilities other than speech	9.8%	Down from 12.0%	11.2%	9.2%
Older than usual for grade	1.2%	Down from 2.5%	3.6%	1.5%
Out-of-school suspensions or expulsions for violent and/or criminal offenses	0.0%	Down from 2.5%	0.2%	0.4%
Annual dropout rate	0.0%	No Change	0.0%	0.0%
<b>Teachers (n=11)</b>				
Teachers with advanced degrees	45.5%	Down from 66.7%	59.5%	60.0%
Continuing contract teachers	36.4%	Down from 41.7%	69.0%	82.6%
Teachers returning from previous year	64.4%	Down from 72.2%	76.4%	85.6%
Teacher attendance rate	96.7%	Up from 93.9%	95.4%	95.3%
Average teacher salary*	\$40,491	Down 9.7%	\$44,040	\$46,300
Classes not taught by highly qualified teachers	21.3%	Down from 25.5%	6.1%	1.2%
Professional development days/teacher	6.8 days	Down from 6.9 days	10.2 days	9.9 days
<b>School</b>				
Principal's years at school	1.0	Down from 3.0	3.0	4.0
Student-teacher ratio in core subjects	13.5 to 1	Down from 17.8 to 1	17.9 to 1	21.5 to 1
Prime instructional time	94.8%	Up from 92.2%	89.2%	90.1%
Opportunities in the arts	Good	No Change	Good	Good
SACS accreditation	Yes	No Change	Yes	Yes
Parents attending conferences	67.0%	Up from 47.6%	97.9%	98.1%
Character development program	Excellent	Up from Average	Good	Good
Dollars spent per pupil**	\$10,182	Down 11.5%	\$10,504	\$7,634
Percent of expenditures for instruction**	50.2%	Down from 54.5%	59.8%	64.0%
Percent of expenditures for teacher salaries**	42.9%	Down from 46.5%	55.7%	61.2%
% of AYP objectives met	69.2%	Down from 76.9%	69.2%	80.5%

\* Length of contract = 185+ days.

\*\* Prior year audited financial data available.

## REPORT OF PRINCIPAL AND SCHOOL IMPROVEMENT COUNCIL

Denmark Olar Middle School is a Title-1 funded school. Our students face many challenges before coming to school. Currently, our school system is undergoing transformation. This process (model) will allow our school more opportunities to address the individual needs of all our students.

The Bamberg2 Board of Trustees has also partnered with the Palmetto Priority Schools collaboration to ensure that our students are getting all the help possible to meet state standards.

## EVALUATION RESULTS

	Teachers	Students*	Parents*
Number of surveys returned	13	43	25
Percent satisfied with learning environment	84.6%	62.8%	66.7%
Percent satisfied with social and physical environment	92.3%	54.8%	58.3%
Percent satisfied with school-home relations	69.2%	52.4%	88.0%

\*Only students at the highest middle school grade level at this school and their parents were included.

Comprehensive detail, including definitions of ratings, performance criteria, and explanations of status, is available on [www.ed.sc.gov](http://www.ed.sc.gov) and [www.eoc.sc.gov](http://www.eoc.sc.gov) as well as school and school district websites.

Printed versions are available from school districts upon request.

### Abbreviations Key

N/A Not Applicable N/AV Not Available N/C Not Collected N/R Not Reported I/S Insufficient Sample TBD To be determined  
 NI Newly Identified CSI Continuing School Improvement CA Corrective Action RP Plan to Restructure R Restructure DELAY School Improvement Status HOLD School Improvement Status