



SC Annual School Report Card Summary

SOUTHWOOD MIDDLE
Anderson 5
Grades: 6-8 Enrollment: 493
Principal: Evelyn Murphy
Superintendent: Betty T Bagley
Board Chair: Mr. Al Norris Jr.

PERFORMANCE

Comprehensive detail, including definitions of ratings, performance criteria, and explanations of status, is available on www.ed.sc.gov and www.eoc.sc.gov as well as school and school district websites. Printed versions are available from school districts upon request.

YEAR	ABSOLUTE RATING	GROWTH RATING	PALMETTO GOLD AND SILVER AWARD		AYP STATUS	NCLB IMPROVEMENT STATUS
			General Performance	Closing the Gap		
2011	Average	Good	TBD	TBD	Not Met	N/A
2010	Average	Good	Silver	Silver	Not Met	CA-HOLD
2009	Average	Average	N/A	N/A	Not Met	CA

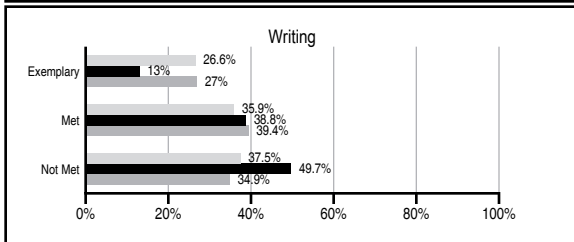
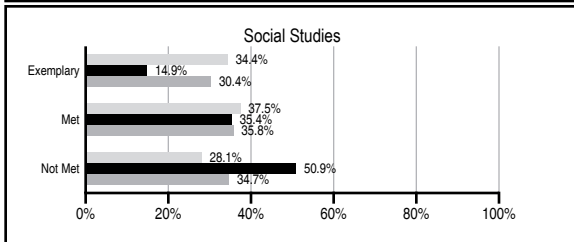
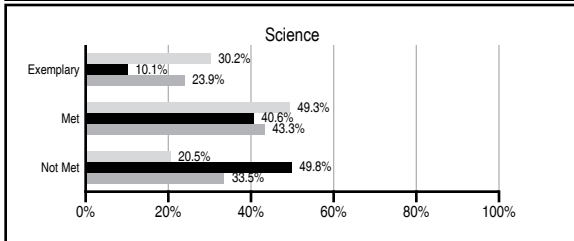
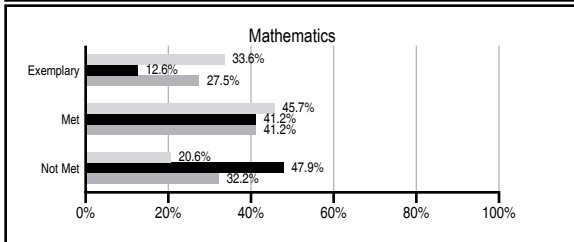
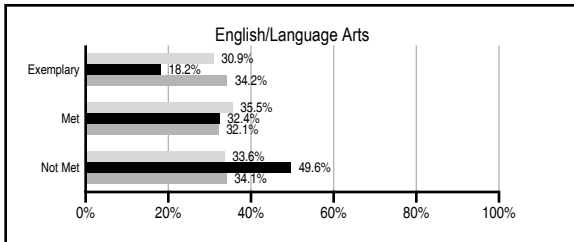
ABSOLUTE RATINGS OF MIDDLE SCHOOLS WITH STUDENTS LIKE OURS*

EXCELLENT	GOOD	AVERAGE	BELOW AVERAGE	AT-RISK
0	0	19	30	21

*Ratings are calculated with data available by 11/09/2011. Schools with Students Like Ours are Middle Schools with Poverty Indices of no more than 5% above or below the index for this school.

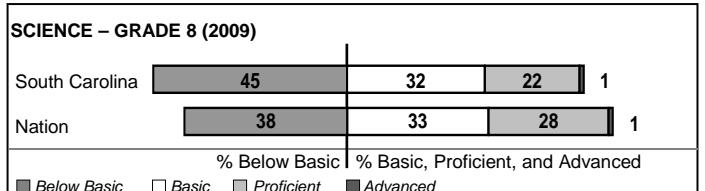
PASS PERFORMANCE

Our School
 Middle Schools with Students Like Ours
 Middle schools statewide



NAEP PERFORMANCE*

* Performance reported for SC and nation, data not available at school level. Percentages at NAEP Achievement Levels.



END OF COURSE TESTS - 2011

% of students scoring 70 or above on:	Our Middle School	Middle Schools with Students Like Ours
Algebra 1/Math for the Technologies 2	100.0	89.9
English 1	96.6	87.9
Biology 1/Applied Biology 2	N/A	46.0
Physical Science	N/A	13.4
US History and the Constitution	N/A	N/A
All Subjects	97.9	89.1

SC PERFORMANCE VISION

By 2020 all students will graduate with the knowledge and skills necessary to compete successfully in the global economy, participate in a democratic society and contribute positively as members of families and communities.

Abbreviations Key

N/A Not Applicable N/AV Not Available N/C Not Collected N/R Not Reported I/S Insufficient Sample TBD To be determined
 NI Newly Identified CSI Continuing School Improvement CA Corrective Action RP Plan to Restructure R Restructure DELAY School Improvement Status HOLD School Improvement Status

SOUTHWOOD MIDDLE [Anderson 5]

SCHOOL PROFILE

	Our School	Change from Last Year	Middle Schools with Students Like Ours	Median Middle School
Students (n=493)				
Students enrolled in high school credit courses (grades 7 & 8)	15.4%	Up from 13.4%	13.9%	24.5%
Retention rate	1.0%	Down from 1.3%	1.0%	0.7%
Attendance rate	95.7%	Down from 99.9%	95.4%	95.9%
Served by gifted and talented program	16.7%	Up from 7.9%	7.2%	17.8%
With disabilities other than speech	16.9%	Down from 24.4%	10.9%	9.2%
Older than usual for grade	3.7%	Down from 5.6%	2.9%	1.5%
Out-of-school suspensions or expulsions for violent and/or criminal offenses	0.0%	Down from 0.2%	0.4%	0.4%
Annual dropout rate	0.0%	No Change	0.0%	0.0%
Teachers (n=47)				
Teachers with advanced degrees	72.3%	Up from 70.2%	58.3%	60.0%
Continuing contract teachers	91.5%	Up from 89.4%	69.0%	82.6%
Teachers returning from previous year	94.0%	Up from 91.7%	80.2%	85.6%
Teacher attendance rate	95.9%	Up from 93.6%	95.3%	95.3%
Average teacher salary*	\$47,035	Down 2.0%	\$44,142	\$46,300
Classes not taught by highly qualified teachers	0.0%	Down from 3.7%	4.8%	1.2%
Professional development days/teacher	12.2 days	Up from 10.9 days	10.6 days	9.9 days
School				
Principal's years at school	11.0	Up from 10.0	3.0	4.0
Student-teacher ratio in core subjects	16.3 to 1	No Change	19.0 to 1	21.5 to 1
Prime instructional time	90.3%	Down from 92.6%	89.3%	90.1%
Opportunities in the arts	Excellent	No Change	Good	Good
SACS accreditation	Yes	No Change	Yes	Yes
Parents attending conferences	93.5%	Up from 83.5%	97.3%	98.1%
Character development program	Excellent	No Change	Good	Good
Dollars spent per pupil**	\$9,927	Down 6.2%	\$9,685	\$7,634
Percent of expenditures for instruction**	69.5%	Up from 65.0%	61.6%	64.0%
Percent of expenditures for teacher salaries**	67.9%	Up from 62.9%	56.3%	61.2%
% of AYP objectives met	81.0%	Down from 95.2%	70.6%	80.5%

* Length of contract = 185+ days.

** Prior year audited financial data available.

EVALUATION RESULTS

	Teachers	Students*	Parents*
Number of surveys returned	52	132	45
Percent satisfied with learning environment	96.2%	81.8%	86.0%
Percent satisfied with social and physical environment	96.1%	82.8%	79.5%
Percent satisfied with school-home relations	72.5%	85.5%	84.1%

*Only students at the highest middle school grade level at this school and their parents were included.

REPORT OF PRINCIPAL AND SCHOOL IMPROVEMENT COUNCIL

Since 1967, Southwood, smallest of the three Anderson5 middle schools, has been considered a community school and, as such, is an integral part of the community. Parents, grandparents, and the community at large feel comfortable visiting our school. Southwood is known as a school where students are valued, and the concerns and opinions of parents are important. The mission of Southwood Middle School is to prepare students to be citizens who demonstrate social and personal responsibility, cultural awareness, physical fitness, academic competence, and a desire for lifelong learning by providing challenging and diverse educational experiences in a safe environment.

Our faculty and staff are working hard during and after school in an effort to educate and assist our students in becoming effective, contributing members of society. We continue to host visiting educators from across the state and nation as a result of being named a national AVID Demonstration Site and a Schools to Watch middle school.

Our challenges are to continue efforts to emphasize reading and writing instruction in all content areas, to coordinate the academic focus of the before and after school programs, to increase instructional time for low performing students through creative scheduling, to increase the use of technology by teachers and students to enhance instruction, and to provide staff development to increase teacher proficiency in the use of a variety of instructional practices. Our Math Coach works individually with teachers as well as conducts staff development to enhance instructional strategies. Title 1 funds have helped to improve technology that is available to students and teachers at Southwood.

We know instinctively that we are a team, students, faculty, staff, parents, and community, that supports each other regardless of the obstacles in order to achieve our goals. We hold the distinguished honor of receiving the Silver Flag Award from the state for our continued improvements seven out the last eight years. We are truly a school of promise!

Evelyn Murphy, Principal
Nori Gale, SIC Chair

Comprehensive detail, including definitions of ratings, performance criteria, and explanations of status, is available on www.ed.sc.gov and www.eoc.sc.gov as well as school and school district websites.

Printed versions are available from school districts upon request.

Abbreviations Key

N/A Not Applicable N/AV Not Available N/C Not Collected N/R Not Reported I/S Insufficient Sample TBD To be determined
NI Newly Identified CSI Continuing School Improvement CA Corrective Action RP Plan to Restructure R Restructure DELAY School Improvement Status HOLD School Improvement Status