



SC Annual School Report Card Summary

RIVERSIDE MIDDLE
Anderson 4
Grades: 7-8 Enrollment: 423
Principal: Jeff Burke
Superintendent: Dr. Lee D'Andrea
Board Chair: Dr. Ken Lindsey

PERFORMANCE

Comprehensive detail, including definitions of ratings, performance criteria, and explanations of status, is available on www.ed.sc.gov and www.eoc.sc.gov as well as school and school district websites. Printed versions are available from school districts upon request.

YEAR	ABSOLUTE RATING	GROWTH RATING	PALMETTO GOLD AND SILVER AWARD		AYP STATUS	NCLB IMPROVEMENT STATUS
			General Performance	Closing the Gap		
2011	Excellent	Excellent	TBD	TBD	Met	N/A
2010	Good	Good	Silver	Silver	Not Met	N/A
2009	Average	Average	N/A	N/A	Not Met	N/A

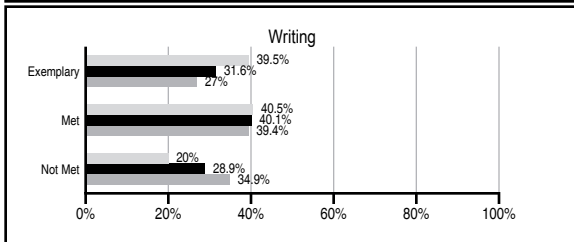
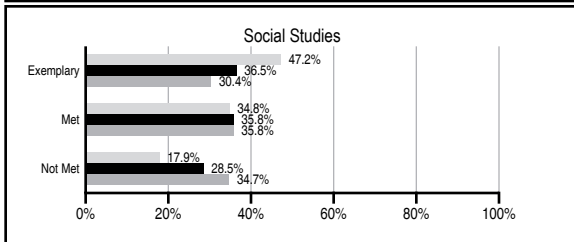
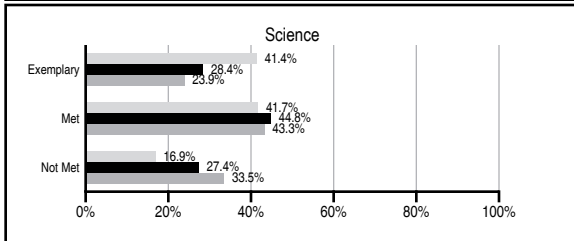
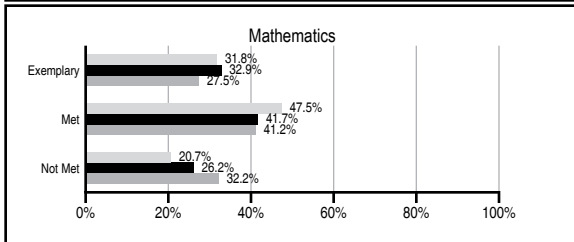
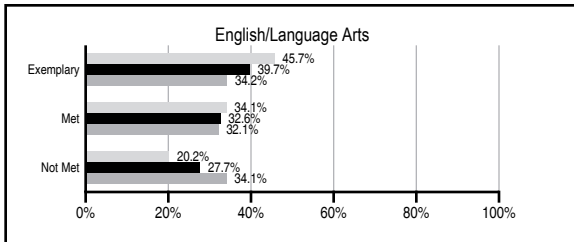
ABSOLUTE RATINGS OF MIDDLE SCHOOLS WITH STUDENTS LIKE OURS*

EXCELLENT	GOOD	AVERAGE	BELOW AVERAGE	AT-RISK
6	21	20	0	1

*Ratings are calculated with data available by 11/09/2011. Schools with Students Like Ours are Middle Schools with Poverty Indices of no more than 5% above or below the index for this school.

PASS PERFORMANCE

Our School
 Middle Schools with Students Like Ours
 Middle schools statewide



NAEP PERFORMANCE*

* Performance reported for SC and nation, data not available at school level. Percentages at NAEP Achievement Levels.

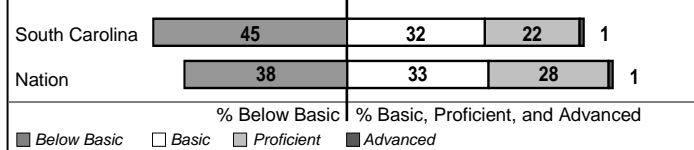
READING – GRADE 8 (2011)



MATH – GRADE 8 (2011)



SCIENCE – GRADE 8 (2009)



END OF COURSE TESTS - 2011

% of students scoring 70 or above on:	Our Middle School	Middle Schools with Students Like Ours
Algebra 1/Math for the Technologies 2	100.0	98.0
English 1	98.8	93.3
Biology 1/Applied Biology 2	N/A	N/A
Physical Science	N/A	18.3
US History and the Constitution	N/A	N/A
All Subjects	99.4	95.9

SC PERFORMANCE VISION

By 2020 all students will graduate with the knowledge and skills necessary to compete successfully in the global economy, participate in a democratic society and contribute positively as members of families and communities.

Abbreviations Key

N/A Not Applicable N/AV Not Available N/C Not Collected N/R Not Reported I/S Insufficient Sample TBD To be determined
 NI Newly Identified CSI Continuing School Improvement CA Corrective Action RP Plan to Restructure R Restructure DELAY School Improvement Status HOLD School Improvement Status

RIVERSIDE MIDDLE [Anderson 4]

SCHOOL PROFILE

	Our School	Change from Last Year	Middle Schools with Students Like Ours	Median Middle School
Students (n=423)				
Students enrolled in high school credit courses (grades 7 & 8)	44.0%	Down from 64.4%	31.2%	24.5%
Retention rate	0.7%	Up from 0.0%	0.7%	0.7%
Attendance rate	96.6%	Down from 99.8%	96.1%	95.9%
Served by gifted and talented program	37.8%	Up from 35.8%	22.9%	17.8%
With disabilities other than speech	14.2%	Up from 13.8%	8.8%	9.2%
Older than usual for grade	0.5%	Down from 1.8%	1.0%	1.5%
Out-of-school suspensions or expulsions for violent and/or criminal offenses	0.0%	Down from 1.4%	0.4%	0.4%
Annual dropout rate	0.0%	Down from 0.4%	0.0%	0.0%
Teachers (n=35)				
Teachers with advanced degrees	60.0%	No Change	59.8%	60.0%
Continuing contract teachers	91.4%	No Change	83.9%	82.6%
Teachers returning from previous year	94.9%	Up from 87.8%	86.3%	85.6%
Teacher attendance rate	94.1%	Down from 96.4%	95.5%	95.3%
Average teacher salary*	\$47,191	Up 0.6%	\$46,509	\$46,300
Classes not taught by highly qualified teachers	0.0%	No Change	0.0%	1.2%
Professional development days/teacher	6.5 days	Up from 5.9 days	10.0 days	9.9 days
School				
Principal's years at school	2.0	Up from 1.0	4.0	4.0
Student-teacher ratio in core subjects	20.6 to 1	Down from 21.8 to 1	23.4 to 1	21.5 to 1
Prime instructional time	90.6%	Down from 96.1%	90.5%	90.1%
Opportunities in the arts	Good	No Change	Good	Good
SACS accreditation	Yes	No Change	Yes	Yes
Parents attending conferences	100.0%	No Change	99.6%	98.1%
Character development program	Excellent	Up from Good	Excellent	Good
Dollars spent per pupil**	\$9,591	Up 3.7%	\$7,252	\$7,634
Percent of expenditures for instruction**	60.2%	Up from 59.2%	64.4%	64.0%
Percent of expenditures for teacher salaries**	56.9%	Up from 54.1%	61.6%	61.2%
% of AYP objectives met	100.0%	Up from 90.5%	81.0%	80.5%

* Length of contract = 185+ days.

** Prior year audited financial data available.

EVALUATION RESULTS

	Teachers	Students*	Parents*
Number of surveys returned	21	213	173
Percent satisfied with learning environment	90.0%	85.2%	89.6%
Percent satisfied with social and physical environment	100.0%	91.5%	86.2%
Percent satisfied with school-home relations	100.0%	89.2%	85.7%

*Only students at the highest middle school grade level at this school and their parents were included.

REPORT OF PRINCIPAL AND SCHOOL IMPROVEMENT COUNCIL

REPORT OF PRINCIPAL AND SCHOOL IMPROVEMENT COUNCIL

In the 2010-2011 academic year, Riverside Middle School continued to make strides towards becoming an "Excellent" school thanks to the continued work of the students, parents, staff, and community. Existing programs were continued that helped RMS earn a Palmetto Silver Award. New programs were put in place that will reach students socially and academically. With teaching and caring for our students being Riverside's top priority this academic year, the following successes were accomplished:

Riverside implemented a 45 minute Core 5 period for student remediation and enrichment. Students who needed extra remediation in Math and ELA spent time in CLASSWORKS, a district-wide program designed to target instruction for individual students. Students not in Classworks worked on Project Based assignments. Riverside partnered with United Way to provide a pregnancy prevention program called IMPACT. Students who signed up for the class learned about positive youth development and how to reduce teen pregnancy. Several programs continued to have a positive effect on Riverside's school culture. The male faculty continued the mentoring of 8th grade boys in the Man Up program. Highlights of this program are teaching the young men about respect, character, good hygiene, and proper etiquette. Riverside's Morning Assembly program continues to breed a positive family atmosphere with community involvement in the reading of the "Words of Wisdom" each day. Riverside continues to positively reinforce students to good behavior, grades, and attendance through the use of PTO sponsored Block Parties, Bingo Parties, and Student of the Month trips to Fuddruckers.

Success is not limited to the classroom, but also in extracurricular activities. RMS raised over 1200 canned goods to donate to needy families at Thanksgiving and adopted 16 families at Christmas time. RMS continues to impress on the athletic field with conference championships in football and girls basketball. Riverside's Band and Chorus were rated superior at their respective competitions as well.

As we focus on our accomplishments, Riverside still has room to grow.

The faculty and staff are ready for the challenge. With the help and support of the parents and SIC, Riverside looks forward to doing something never done before, being named an Excellent school.

Jeff Burke, Principal
Tasha Ayers, SIC Chairperson

Comprehensive detail, including definitions of ratings, performance criteria, and explanations of status, is available on www.ed.sc.gov and www.eoc.sc.gov as well as school and school district websites.

Printed versions are available from school districts upon request.

Abbreviations Key

N/A Not Applicable N/AV Not Available N/C Not Collected N/R Not Reported I/S Insufficient Sample TBD To be determined

NI Newly Identified CSI Continuing School Improvement CA Corrective Action RP Plan to Restructure R Restructure DELAY School Improvement Status HOLD School Improvement Status