



SC Annual School Report Card Summary

WREN MIDDLE
Anderson 1
Grades: 6-8 Enrollment: 847
Principal: Robin R. Fulbright
Superintendent: Dr. Wayne Fowler
Board Chair: Mr. Fred Alexander

PERFORMANCE

Comprehensive detail, including definitions of ratings, performance criteria, and explanations of status, is available on www.ed.sc.gov and www.eoc.sc.gov as well as school and school district websites. Printed versions are available from school districts upon request.

YEAR	ABSOLUTE RATING	GROWTH RATING	PALMETTO GOLD AND SILVER AWARD		AYP STATUS	NCLB IMPROVEMENT STATUS
			General Performance	Closing the Gap		
2011	Excellent	Excellent	TBD	TBD	Met	N/A
2010	Excellent	Excellent	Gold	Silver	Not Met	N/A
2009	Excellent	Excellent	Gold	N/A	Not Met	N/A

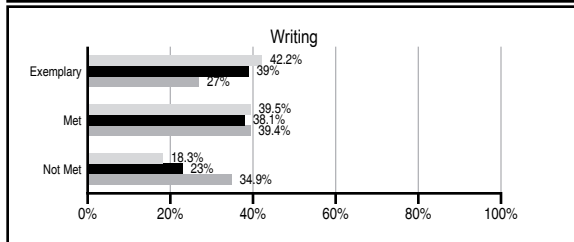
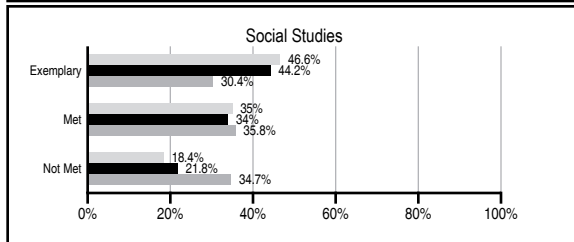
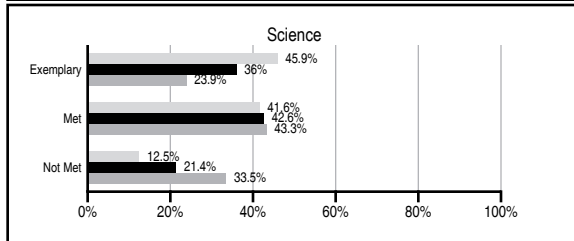
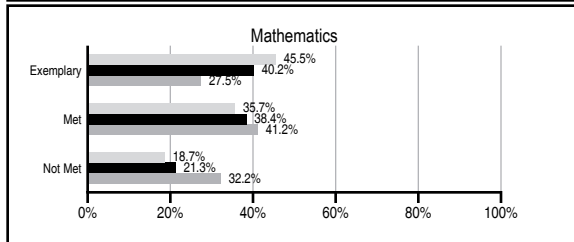
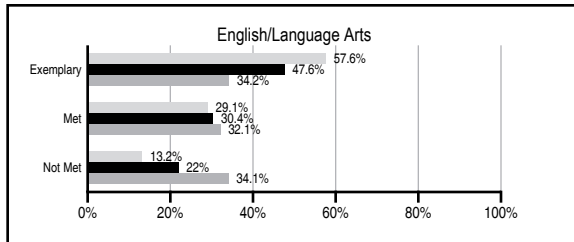
ABSOLUTE RATINGS OF MIDDLE SCHOOLS WITH STUDENTS LIKE OURS*

EXCELLENT	GOOD	AVERAGE	BELOW AVERAGE	AT-RISK
15	4	4	0	0

* Ratings are calculated with data available by 11/09/2011. Schools with Students Like Ours are Middle Schools with Poverty Indices of no more than 5% above or below the index for this school.

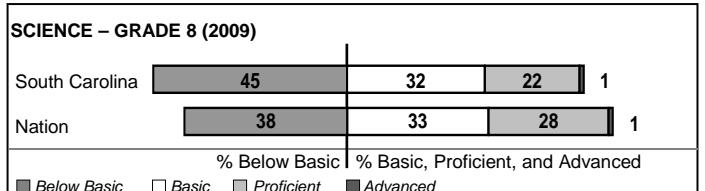
PASS PERFORMANCE

Our School
 Middle Schools with Students Like Ours
 Middle schools statewide



NAEP PERFORMANCE*

* Performance reported for SC and nation, data not available at school level. Percentages at NAEP Achievement Levels.



END OF COURSE TESTS - 2011

% of students scoring 70 or above on:	Our Middle School	Middle Schools with Students Like Ours
Algebra 1/Math for the Technologies 2	100.0	98.4
English 1	100.0	98.3
Biology 1/Applied Biology 2	N/A	92.7
Physical Science	N/A	70.3
US History and the Constitution	N/A	N/A
All Subjects	100.0	97.9

SC PERFORMANCE VISION

By 2020 all students will graduate with the knowledge and skills necessary to compete successfully in the global economy, participate in a democratic society and contribute positively as members of families and communities.

Abbreviations Key

N/A Not Applicable N/AV Not Available N/C Not Collected N/R Not Reported I/S Insufficient Sample TBD To be determined
 NI Newly Identified CSI Continuing School Improvement CA Corrective Action RP Plan to Restructure R Restructure DELAY School Improvement Status HOLD School Improvement Status

WREN MIDDLE [Anderson 1]

SCHOOL PROFILE

	Our School	Change from Last Year	Middle Schools with Students Like Ours	Median Middle School
Students (n=847)				
Students enrolled in high school credit courses (grades 7 & 8)	21.9%	Up from 21.7%	38.0%	24.5%
Retention rate	0.1%	Up from 0.0%	0.5%	0.7%
Attendance rate	95.4%	Down from 95.9%	96.5%	95.9%
Served by gifted and talented program	28.4%	Up from 22.0%	28.4%	17.8%
With disabilities other than speech	9.0%	Down from 10.3%	8.2%	9.2%
Older than usual for grade	0.5%	Down from 1.0%	0.8%	1.5%
Out-of-school suspensions or expulsions for violent and/or criminal offenses	0.1%	Down from 0.3%	0.4%	0.4%
Annual dropout rate	0.0%	No Change	0.0%	0.0%
Teachers (n=43)				
Teachers with advanced degrees	55.8%	Up from 48.9%	63.2%	60.0%
Continuing contract teachers	88.4%	Up from 84.4%	86.5%	82.6%
Teachers returning from previous year	88.9%	Up from 85.3%	88.5%	85.6%
Teacher attendance rate	95.5%	Up from 94.8%	94.5%	95.3%
Average teacher salary*	\$45,471	Down 2.6%	\$48,140	\$46,300
Classes not taught by highly qualified teachers	1.2%	Up from 1.1%	1.4%	1.2%
Professional development days/teacher	4.8 days	Down from 5.9 days	9.0 days	9.9 days
School				
Principal's years at school	12.0	Up from 11.0	5.0	4.0
Student-teacher ratio in core subjects	26.8 to 1	Up from 24.8 to 1	24.1 to 1	21.5 to 1
Prime instructional time	90.4%	Down from 90.6%	90.8%	90.1%
Opportunities in the arts	Good	No Change	Good	Good
SACS accreditation	Yes	No Change	Yes	Yes
Parents attending conferences	92.5%	Down from 96.6%	98.4%	98.1%
Character development program	Good	Up from Average	Excellent	Good
Dollars spent per pupil**	\$5,640	Down 7.6%	\$6,584	\$7,634
Percent of expenditures for instruction**	66.0%	Down from 67.7%	66.5%	64.0%
Percent of expenditures for teacher salaries**	63.1%	Down from 63.2%	64.9%	61.2%
% of AYP objectives met	100.0%	Up from 90.5%	84.8%	80.5%

* Length of contract = 185+ days.

** Prior year audited financial data available.

EVALUATION RESULTS

	Teachers	Students*	Parents*
Number of surveys returned	24	249	102
Percent satisfied with learning environment	66.7%	82.3%	93.1%
Percent satisfied with social and physical environment	91.7%	83.5%	86.3%
Percent satisfied with school-home relations	79.2%	92.7%	82.8%

*Only students at the highest middle school grade level at this school and their parents were included.

REPORT OF PRINCIPAL AND SCHOOL IMPROVEMENT COUNCIL

Wren Middle School is committed to providing a learning environment of excellence where students are challenged to acquire the skills and knowledge necessary for future success. "Closing the Achievement Gap" continues to be a major focus as we strive to meet the academic needs of all students. With standards based instruction as a highest priority, teachers and administrators work together in professional learning communities to find new instructional strategies that will enable them to move all students to their greatest academic potential. Research based practices are found in every aspect of the instructional program. All students participate in MAP testing in the areas of ELA and math in the fall and spring. Test data is analyzed in an effort to identify the academic strengths and weaknesses of individual students. Wren Middle School offers an after school program designed to provide extra time and assistance for students in all academic classes. Academic teachers provide time for tutoring students before and after school, as well as during lunch. We will continue to increase the number of students that exceed expectation in all areas of the Palmetto Assessment of State Standards Test. The National Junior Beta Club of WMS competed successfully at the state competition this year and will compete in the area of group talent at the national convention. Our band and strings students also enjoyed a lot of success this year. The WMS Band received the Outstanding Performance Award from the South Carolina Band Directors Association. Our strings program had 14 students that received an Excellent Certificate Rating and 37 students that received a Superior Certificate Rating at the State Solo and Ensemble Festival. Students continue to participate in service learning activities that provide opportunities for parent and community involvement as well as a way for students to apply classroom knowledge to real world situations.

Wren Middle School appreciates a supportive PTSO and School Improvement Council. Our PTSO has provided funds for technology and other instructional materials that enhance our academic program. Wren Middle School is a community of learners emphasizing academics, service and the arts. Our goal is to provide students with diverse opportunities that will bridge the gap to the future and enable them to develop skills to ensure success throughout their educational careers and beyond. Brent Greer, School Improvement Council Chairman
Robin R. Fulbright, Principal

Comprehensive detail, including definitions of ratings, performance criteria, and explanations of status, is available on www.ed.sc.gov and www.eoc.sc.gov as well as school and school district websites.

Printed versions are available from school districts upon request.

Abbreviations Key

N/A Not Applicable N/AV Not Available N/C Not Collected N/R Not Reported I/S Insufficient Sample TBD To be determined

NI Newly Identified CSI Continuing School Improvement CA Corrective Action RP Plan to Restructure R Restructure DELAY School Improvement Status HOLD School Improvement Status