



SC Annual School Report Card Summary

AIKEN MIDDLE
Aiken
Grades: 6-8 Enrollment: 627
Principal: John Bradley
Superintendent: Dr. Elizabeth Everitt
Board Chair: Ms. Rosemary B. English

PERFORMANCE

Comprehensive detail, including definitions of ratings, performance criteria, and explanations of status, is available on www.ed.sc.gov and www.eoc.sc.gov as well as school and school district websites. Printed versions are available from school districts upon request.

YEAR	ABSOLUTE RATING	GROWTH RATING	PALMETTO GOLD AND SILVER AWARD		AYP STATUS	NCLB IMPROVEMENT STATUS
			General Performance	Closing the Gap		
2011	Below Average	Average	TBD	TBD	Not Met	R
2010	Below Average	Average	N/A	N/A	Not Met	R
2009	Average	Average	N/A	N/A	Not Met	R

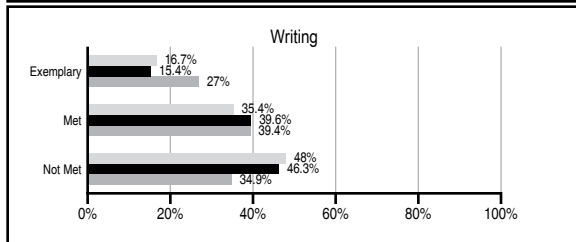
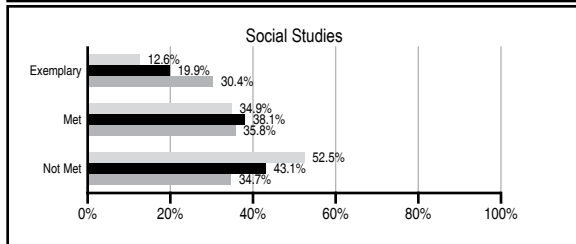
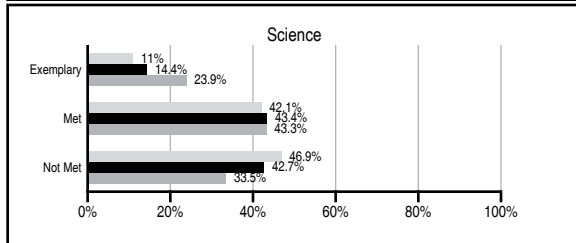
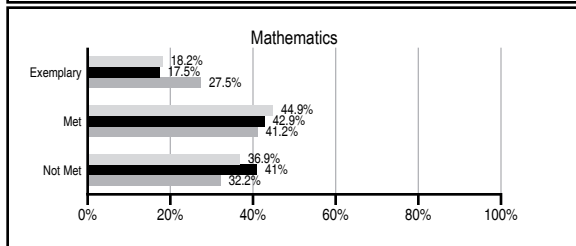
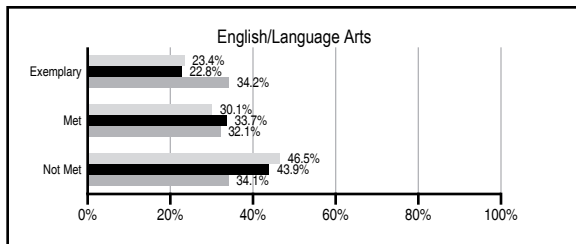
ABSOLUTE RATINGS OF MIDDLE SCHOOLS WITH STUDENTS LIKE OURS*

EXCELLENT	GOOD	AVERAGE	BELOW AVERAGE	AT-RISK
0	0	31	18	7

*Ratings are calculated with data available by 11/09/2011. Schools with Students Like Ours are Middle Schools with Poverty Indices of no more than 5% above or below the index for this school.

PASS PERFORMANCE

Our School Middle Schools with Students Like Ours Middle schools statewide



NAEP PERFORMANCE*

* Performance reported for SC and nation, data not available at school level. Percentages at NAEP Achievement Levels.



END OF COURSE TESTS - 2011

% of students scoring 70 or above on:	Our Middle School	Middle Schools with Students Like Ours
Algebra 1/Math for the Technologies 2	100.0	93.3
English 1	100.0	88.8
Biology 1/Applied Biology 2	N/A	31.0
Physical Science	N/A	46.2
US History and the Constitution	N/A	N/A
All Subjects	100.0	91.6

SC PERFORMANCE VISION

By 2020 all students will graduate with the knowledge and skills necessary to compete successfully in the global economy, participate in a democratic society and contribute positively as members of families and communities.

Abbreviations Key

N/A Not Applicable N/AV Not Available N/C Not Collected N/R Not Reported I/S Insufficient Sample TBD To be determined
 NI Newly Identified CSI Continuing School Improvement CA Corrective Action RP Plan to Restructure R Restructure DELAY School Improvement Status HOLD School Improvement Status

AIKEN MIDDLE [Aiken]

SCHOOL PROFILE

	Our School	Change from Last Year	Middle Schools with Students Like Ours	Median Middle School
Students (n=627)				
Students enrolled in high school credit courses (grades 7 & 8)	47.9%	Down from 50.6%	14.7%	24.5%
Retention rate	0.2%	Down from 2.2%	0.6%	0.7%
Attendance rate	94.7%	Down from 95.9%	95.7%	95.9%
Served by gifted and talented program	13.8%	Down from 15.2%	11.7%	17.8%
With disabilities other than speech	11.5%	Down from 16.0%	10.6%	9.2%
Older than usual for grade	2.4%	Down from 2.9%	2.6%	1.5%
Out-of-school suspensions or expulsions for violent and/or criminal offenses	1.9%	Down from 2.3%	0.5%	0.4%
Annual dropout rate	0.0%	No Change	0.0%	0.0%
Teachers (n=41)				
Teachers with advanced degrees	56.1%	Down from 64.1%	59.0%	60.0%
Continuing contract teachers	80.5%	Up from 79.5%	76.7%	82.6%
Teachers returning from previous year	85.7%	Down from 88.8%	82.5%	85.6%
Teacher attendance rate	94.9%	Up from 92.9%	95.1%	95.3%
Average teacher salary*	\$49,702	Up 1.0%	\$44,927	\$46,300
Classes not taught by highly qualified teachers	4.8%	Up from 0.8%	2.3%	1.2%
Professional development days/teacher	10.0 days	Down from 13.4 days	11.1 days	9.9 days
School				
Principal's years at school	1.0	Down from 4.0	3.0	4.0
Student-teacher ratio in core subjects	24.7 to 1	Down from 27.0 to 1	20.2 to 1	21.5 to 1
Prime instructional time	88.2%	Up from 87.8%	90.3%	90.1%
Opportunities in the arts	Excellent	No Change	Good	Good
SACS accreditation	Yes	No Change	Yes	Yes
Parents attending conferences	94.5%	Up from 82.0%	96.9%	98.1%
Character development program	Good	No Change	Good	Good
Dollars spent per pupil**	\$6,821	Down 4.4%	\$8,636	\$7,634
Percent of expenditures for instruction**	68.4%	Up from 65.2%	64.1%	64.0%
Percent of expenditures for teacher salaries**	62.9%	Up from 62.1%	59.6%	61.2%
% of AYP objectives met	69.0%	Down from 91.3%	72.4%	80.5%

* Length of contract = 185+ days.

** Prior year audited financial data available.

REPORT OF PRINCIPAL AND SCHOOL IMPROVEMENT COUNCIL

During the 2010-2011 school year, programs including performing arts, creative arts, athletics, and academics for both the general population of students as well as for the academically gifted students have continued to thrive. Our Parent Teacher Organization (PTO), Title One Planning Team and School Improvement Council have met monthly to insure our efforts are meeting our students' needs. We provide remedial programs for students who are not making satisfactory academic progress and need additional assistance as well as advanced classes and Carnegie classes to challenge our academically gifted students. Our exploratory programs also provide students the opportunity to develop their interests in the arts and vocational fields.

We have continued with team teaching (PODS) in our 6th grade while our 7th and 8th grade teachers work hard to prepare our students for high school. Many of our students have achieved measured success this year. Our Academic Team finished their season undefeated and were crowned Aiken County Champions. Two students were named to the All-State Band, one to All-Region, and thirteen to All-County. Our seventh and eighth grade bands earned Superior ratings at the USC-Aiken Band Festival. Thirteen students were named as South Carolina Junior Scholars. Six students were recognized as Celebration of Character award winners. One student was a state Geography Bee finalist. Several students placed in the Aiken County Language Arts Festival and four students were awarded \$1000 scholarships by MathCounts. 100% of our students passed the Algebra I and English I End of Course exams. Several of our teachers were awarded grants to be used in providing new opportunities for our students.

As we continue to strive toward future success for our students, we welcome the support and contributions in time and effort made by our parents and community partners.

John Bradley, Principal
Amy Miller, School Improvement Council Chair

EVALUATION RESULTS

	Teachers	Students*	Parents*
Number of surveys returned	32	191	63
Percent satisfied with learning environment	68.8%	70.5%	87.3%
Percent satisfied with social and physical environment	75.0%	67.9%	60.3%
Percent satisfied with school-home relations	31.3%	78.2%	64.5%

*Only students at the highest middle school grade level at this school and their parents were included.

Comprehensive detail, including definitions of ratings, performance criteria, and explanations of status, is available on www.ed.sc.gov and www.eoc.sc.gov as well as school and school district websites.

Printed versions are available from school districts upon request.

Abbreviations Key

N/A Not Applicable N/AV Not Available N/C Not Collected N/R Not Reported I/S Insufficient Sample TBD To be determined

NI Newly Identified CSI Continuing School Improvement CA Corrective Action RP Plan to Restructure R Restructure DELAY School Improvement Status HOLD School Improvement Status