

SC Annual School Report Card Summary

RIDGE SPRING-MONETTA ELEMENTARY
Aiken
Grades: PK-8 Enrollment: 610
Principal: Callie Herlong
Superintendent: Dr. Elizabeth Everitt
Board Chair: Ms. Rosemary B. English

PERFORMANCE

Comprehensive detail, including definitions of ratings, performance criteria, and explanations of status, is available on www.ed.sc.gov and www.eoc.sc.gov as well as school and school district websites. Printed versions are available from school districts upon request.

YEAR	ABSOLUTE RATING	GROWTH RATING	PALMETTO GOLD AND SILVER AWARD		AYP STATUS	NCLB IMPROVEMENT STATUS
			General Performance	Closing the Gap		
2011	At-Risk	At-Risk	TBD	TBD	Not Met	R
2010	Below Average	Average	N/A	N/A	Not Met	R
2009	Below Average	Below Average	N/A	N/A	Not Met	R

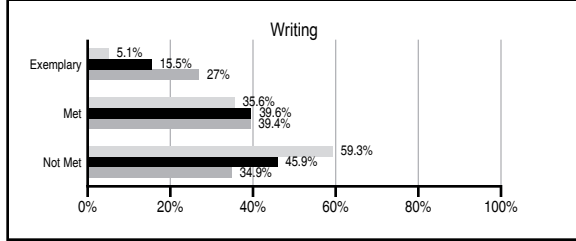
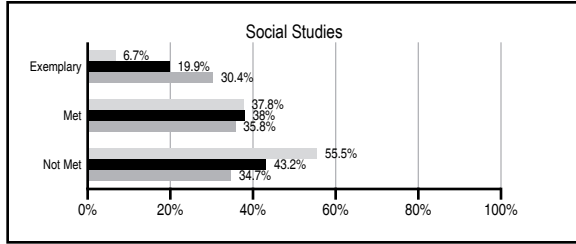
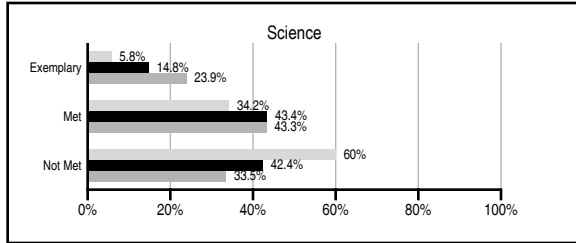
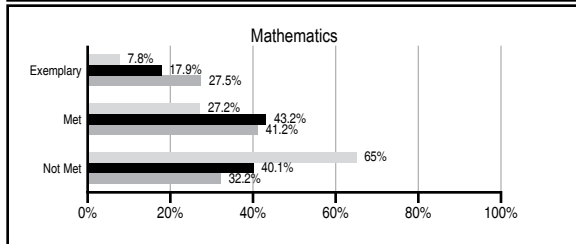
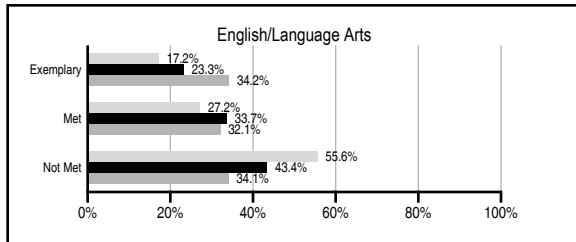
ABSOLUTE RATINGS OF MIDDLE SCHOOLS WITH STUDENTS LIKE OURS*

EXCELLENT	GOOD	AVERAGE	BELOW AVERAGE	AT-RISK
0	0	29	17	4

* Ratings are calculated with data available by 11/09/2011. Schools with Students Like Ours are Middle Schools with Poverty Indices of no more than 5% above or below the index for this school.

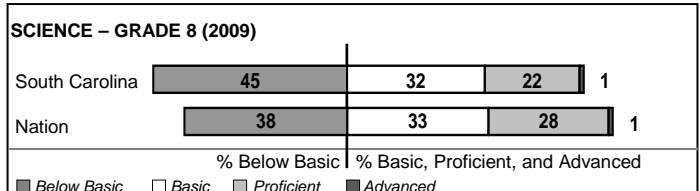


PASS PERFORMANCE

Our School Middle Schools with Students Like Ours Middle schools statewide



NAEP PERFORMANCE*

* Performance reported for SC and nation, data not available at school level. Percentages at NAEP Achievement Levels.



END OF COURSE TESTS - 2011

% of students scoring 70 or above on:	Our Middle School	Middle Schools with Students Like Ours
Algebra 1/Math for the Technologies 2	100.0	93.8
English 1	86.4	87.8
Biology 1/Applied Biology 2	N/A	31.0
Physical Science	N/A	46.2
US History and the Constitution	N/A	N/A
All Subjects	92.9	91.8

SC PERFORMANCE VISION

By 2020 all students will graduate with the knowledge and skills necessary to compete successfully in the global economy, participate in a democratic society and contribute positively as members of families and communities.

Abbreviations Key

N/A Not Applicable N/AV Not Available N/C Not Collected N/R Not Reported I/S Insufficient Sample TBD To be determined
 NI Newly Identified CSI Continuing School Improvement CA Corrective Action RP Plan to Restructure R Restructure DELAY School Improvement Status HOLD School Improvement Status

RIDGE SPRING-MONETTA ELEMENTARY [Aiken]

SCHOOL PROFILE

	Our School	Change from Last Year	Middle Schools with Students Like Ours	Median Middle School
Students (n=610)				
Students enrolled in high school credit courses (grades 7 & 8)	47.3%	Up from 18.9%	14.1%	24.5%
Retention rate	3.7%	Up from 1.3%	0.6%	0.7%
Attendance rate	95.1%	Up from 94.5%	95.6%	95.9%
Served by gifted and talented program	4.3%	Down from 5.6%	12.2%	17.8%
With disabilities other than speech	6.0%	Down from 9.3%	10.6%	9.2%
Older than usual for grade	1.5%	Up from 0.7%	2.4%	1.5%
Out-of-school suspensions or expulsions for violent and/or criminal offenses	0.0%	Down from 0.3%	0.5%	0.4%
Annual dropout rate	0.0%	Down from 0.7%	0.0%	0.0%
Teachers (n=46)				
Teachers with advanced degrees	60.9%	Down from 62.5%	59.0%	60.0%
Continuing contract teachers	82.6%	Up from 81.3%	78.9%	82.6%
Teachers returning from previous year	85.5%	Up from 82.9%	82.9%	85.6%
Teacher attendance rate	96.0%	Up from 94.4%	95.1%	95.3%
Average teacher salary*	\$46,165	Down 0.6%	\$44,708	\$46,300
Classes not taught by highly qualified teachers	0.0%	No Change	2.5%	1.2%
Professional development days/teacher	9.0 days	Up from 6.6 days	11.1 days	9.9 days
School				
Principal's years at school	1.0	Down from 2.0	3.0	4.0
Student-teacher ratio in core subjects	19.9 to 1	Up from 19.8 to 1	20.4 to 1	21.5 to 1
Prime instructional time	89.4%	Up from 87.7%	90.3%	90.1%
Opportunities in the arts	Good	No Change	Good	Good
SACS accreditation	Yes	No Change	Yes	Yes
Parents attending conferences	100.0%	No Change	97.2%	98.1%
Character development program	Average	Up from Below Average	Good	Good
Dollars spent per pupil**	\$7,697	Down 1.3%	\$8,359	\$7,634
Percent of expenditures for instruction**	69.7%	Up from 66.7%	64.1%	64.0%
Percent of expenditures for teacher salaries**	67.1%	Up from 63.5%	59.6%	61.2%
% of AYP objectives met	56.5%	Down from 82.6%	72.4%	80.5%

* Length of contract = 185+ days.

** Prior year audited financial data available.

EVALUATION RESULTS

	Teachers	Students*	Parents*
Number of surveys returned	47	51	48
Percent satisfied with learning environment	70.2%	84.3%	79.2%
Percent satisfied with social and physical environment	73.9%	81.6%	77.8%
Percent satisfied with school-home relations	44.7%	92.2%	83.0%

*Only students at the highest middle school grade level at this school and their parents were included.

REPORT OF PRINCIPAL AND SCHOOL IMPROVEMENT COUNCIL

Ridge Spring-Monetta Elementary/Middle School can be found in the small, agricultural community of Ridge Spring. Located in Saluda County, the school serves students from four counties: Aiken, Saluda, Edgefield, and Lexington. The area is generally rural and consists of row crops and peach and cattle farms. Several small towns are located in this area: Monetta, Ridge Spring, and Ward with the largest being Ridge Spring. Our Pre-Kindergarten-8th grade school includes approximately 640 students with an 87% poverty index. Our faculty and staff consists of 50 teachers, 3 administrators, 2 guidance counselors, and 35 staff members who work diligently to provide a standards-driven, student-focused environment.

Our Title I funds were used to decrease class size, increase home/school communication, and to put a greater emphasis on literacy and technology. Classrooms are internet accessible with SMART board trained instructors. We have two stationary labs and three mobile labs with wireless access. In our middle school math classrooms, there are at least five stand alone computers for individualized enrichment and remediation. We also have SMART response systems, wireless voting devices, for immediate feedback. During the 2010-2011 school year, we obtained six iPod carts containing forty iPods each and thirteen iPads for whole/small group instruction.

Community involvement activities included participation in the Ridge Spring Harvest Festival, Learning Fest, and Math, Science, Technology parent nights. Our strong arts program represents our school annually with community-school performances at the Monetta holiday ceremony, Ridge Spring Harvest Festival, parades and local shows. Our school community raised more than \$4,000 for the American Heart Association by participating in Jump Rope for Heart and donated over 1,000 cans of food to the Harvest Hope Food Bank.

Professionally, our teachers have continued to implement our district's reading initiative, the ten key practices outlined in Making Middle Grades Work (MMGW), established and implemented school-wide expectations, and set goals to measure improvement in student achievement. In 2011-12, our focus will remain on professional learning and application of knowledge. A continuation of data analysis, collaboration, and engagement will drive our efforts in order for us to continue to strive towards our mission.

Doug Edwards, School Improvement Council Chair
Callie Herlong, Principal

Comprehensive detail, including definitions of ratings, performance criteria, and explanations of status, is available on www.ed.sc.gov and www.eoc.sc.gov as well as school and school district websites.

Printed versions are available from school districts upon request.

Abbreviations Key

N/A Not Applicable N/AV Not Available N/C Not Collected N/R Not Reported I/S Insufficient Sample TBD To be determined
NI Newly Identified CSI Continuing School Improvement CA Corrective Action RP Plan to Restructure R Restructure DELAY School Improvement Status HOLD School Improvement Status