



SC Annual School Report Card Summary

JACKSON MIDDLE
Aiken
Grades: 6-8 Enrollment: 327
Principal: Earl L. Ishmal III
Superintendent: Dr. Elizabeth Everitt
Board Chair: Ms. Rosemary B. English

PERFORMANCE

Comprehensive detail, including definitions of ratings, performance criteria, and explanations of status, is available on www.ed.sc.gov and www.eoc.sc.gov as well as school and school district websites. Printed versions are available from school districts upon request.

YEAR	ABSOLUTE RATING	GROWTH RATING	PALMETTO GOLD AND SILVER AWARD		AYP STATUS	NCLB IMPROVEMENT STATUS
			General Performance	Closing the Gap		
2011	Average	Average	TBD	TBD	Not Met	N/A
2010	Average	Average	N/A	N/A	Met	N/A
2009	Average	Below Average	N/A	N/A	Met	RP-DELAY

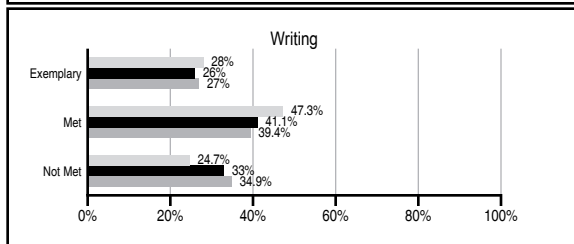
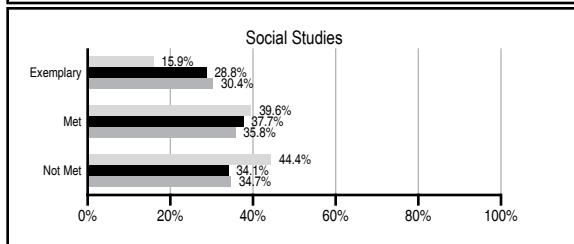
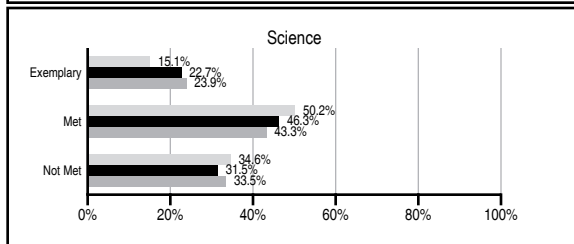
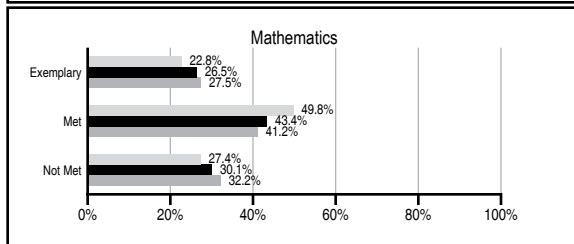
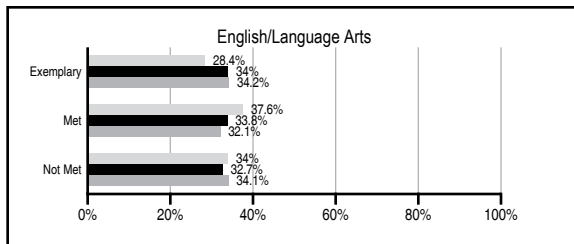
ABSOLUTE RATINGS OF MIDDLE SCHOOLS WITH STUDENTS LIKE OURS*

EXCELLENT	GOOD	AVERAGE	BELOW AVERAGE	AT-RISK
3	11	46	4	0

* Ratings are calculated with data available by 11/09/2011. Schools with Students Like Ours are Middle Schools with Poverty Indices of no more than 5% above or below the index for this school.

PASS PERFORMANCE

Our School
 Middle Schools with Students Like Ours
 Middle schools statewide



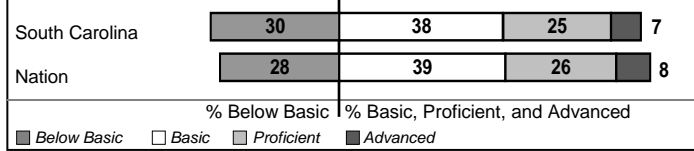
NAEP PERFORMANCE*

* Performance reported for SC and nation, data not available at school level. Percentages at NAEP Achievement Levels.

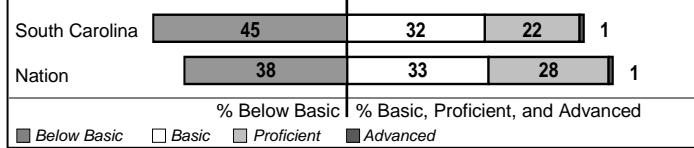
READING – GRADE 8 (2011)



MATH – GRADE 8 (2011)



SCIENCE – GRADE 8 (2009)



END OF COURSE TESTS - 2011

% of students scoring 70 or above on:	Our Middle School	Middle Schools with Students Like Ours
Algebra 1/Math for the Technologies 2	100.0	96.7
English 1	100.0	96.5
Biology 1/Applied Biology 2	N/A	90.2
Physical Science	N/A	99.5
US History and the Constitution	N/A	N/A
All Subjects	100.0	96.5

SC PERFORMANCE VISION

By 2020 all students will graduate with the knowledge and skills necessary to compete successfully in the global economy, participate in a democratic society and contribute positively as members of families and communities.

Abbreviations Key

N/A Not Applicable N/AV Not Available N/C Not Collected N/R Not Reported I/S Insufficient Sample TBD To be determined
 NI Newly Identified CSI Continuing School Improvement CA Corrective Action RP Plan to Restructure R Restructure DELAY School Improvement Status HOLD School Improvement Status

JACKSON MIDDLE [Aiken]

SCHOOL PROFILE

	Our School	Change from Last Year	Middle Schools with Students Like Ours	Median Middle School
Students (n=327)				
Students enrolled in high school credit courses (grades 7 & 8)	92.7%	Up from 51.5%	29.6%	24.5%
Retention rate	0.6%	Down from 2.4%	1.0%	0.7%
Attendance rate	95.2%	Up from 94.3%	95.7%	95.9%
Served by gifted and talented program	10.3%	Down from 12.4%	18.7%	17.8%
With disabilities other than speech	8.6%	Down from 11.5%	10.2%	9.2%
Older than usual for grade	3.0%	Down from 8.8%	2.0%	1.5%
Out-of-school suspensions or expulsions for violent and/or criminal offenses	0.0%	Down from 0.6%	0.4%	0.4%
Annual dropout rate	0.0%	No Change	0.0%	0.0%
Teachers (n=19)				
Teachers with advanced degrees	52.6%	Down from 57.1%	59.3%	60.0%
Continuing contract teachers	89.5%	Up from 81.0%	89.6%	82.6%
Teachers returning from previous year	83.9%	Up from 79.2%	85.9%	85.6%
Teacher attendance rate	92.9%	Down from 95.8%	95.2%	95.3%
Average teacher salary*	\$47,311	Up 3.0%	\$46,011	\$46,300
Classes not taught by highly qualified teachers	0.0%	Down from 12.1%	0.8%	1.2%
Professional development days/teacher	10.1 days	Up from 10.0 days	9.9 days	9.9 days
School				
Principal's years at school	1.0	Down from 4.0	4.8	4.0
Student-teacher ratio in core subjects	29.5 to 1	Up from 26.0 to 1	21.5 to 1	21.5 to 1
Prime instructional time	86.1%	Down from 88.0%	89.6%	90.1%
Opportunities in the arts	Good	No Change	Good	Good
SACS accreditation	Yes	No Change	Yes	Yes
Parents attending conferences	94.5%	Up from 92.1%	98.0%	98.1%
Character development program	Excellent	Up from Good	Good	Good
Dollars spent per pupil**	\$7,437	Up 1.2%	\$7,465	\$7,634
Percent of expenditures for instruction**	61.3%	Up from 60.8%	63.6%	64.0%
Percent of expenditures for teacher salaries**	56.7%	Down from 59.0%	60.9%	61.2%
% of AYP objectives met	84.2%	Down from 100.0%	81.0%	80.5%

* Length of contract = 185+ days.

** Prior year audited financial data available.

REPORT OF PRINCIPAL AND SCHOOL IMPROVEMENT COUNCIL

The faculty and staff of Jackson Middle School strive to provide a nurturing and inviting environment which fosters strong educational performances for our students. We are dedicated to each individual student reaching their potential through structured educational practices. We encourage our parents to become active participants in the lives and education of their students. With continued support and encouragement from the parents and community, students will not only be able to reach their potential, but far exceed it. As a faculty and staff we appreciate the continued support and motivation shown this school year and welcome the participation of those with an interest in enhancing the lives of children.

Earl L. Ishmal III,

Principal

Mark Edwards, SIC Chair

EVALUATION RESULTS

	Teachers	Students*	Parents*
Number of surveys returned	15	86	52
Percent satisfied with learning environment	40.0%	57.6%	62.0%
Percent satisfied with social and physical environment	60.0%	64.0%	59.6%
Percent satisfied with school-home relations	66.7%	79.1%	68.6%

*Only students at the highest middle school grade level at this school and their parents were included.

Comprehensive detail, including definitions of ratings, performance criteria, and explanations of status, is available on www.ed.sc.gov and www.eoc.sc.gov as well as school and school district websites.

Printed versions are available from school districts upon request.

Abbreviations Key

N/A Not Applicable N/AV Not Available N/C Not Collected N/R Not Reported I/S Insufficient Sample TBD To be determined

NI Newly Identified CSI Continuing School Improvement CA Corrective Action RP Plan to Restructure R Restructure DELAY School Improvement Status HOLD School Improvement Status