



SC Annual School Report Card Summary

SCHOFIELD MIDDLE
Aiken

Grades: 6-8

Enrollment: 641

Principal: Jacquelyn Barnwell

Superintendent: Dr. Elizabeth Everitt

Board Chair: Ms. Rosemary B. English

PERFORMANCE

Comprehensive detail, including definitions of ratings, performance criteria, and explanations of status, is available on www.ed.sc.gov and www.eoc.sc.gov as well as school and school district websites. Printed versions are available from school districts upon request.

YEAR	ABSOLUTE RATING	GROWTH RATING	PALMETTO GOLD AND SILVER AWARD		AYP STATUS	NCLB IMPROVEMENT STATUS
			General Performance	Closing the Gap		
2011	Good	Good	TBD	TBD	Not Met	R
2010	Good	Average	N/A	N/A	Not Met	R
2009	Good	Average	N/A	N/A	Not Met	R

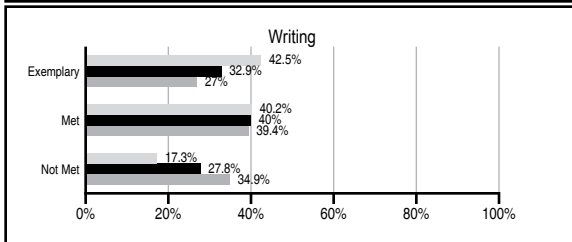
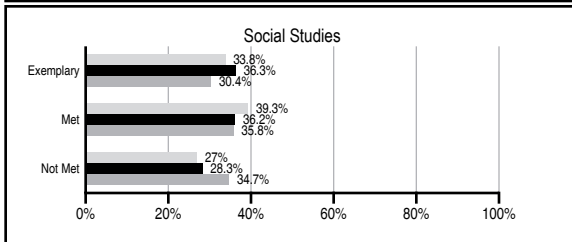
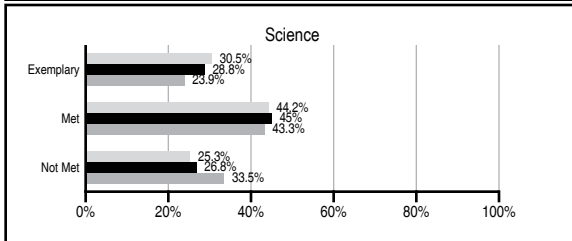
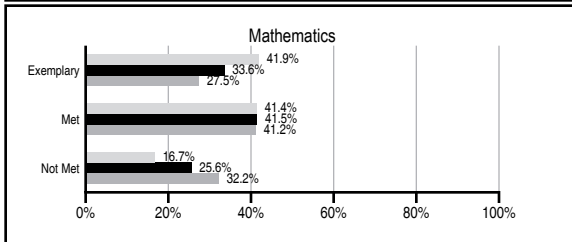
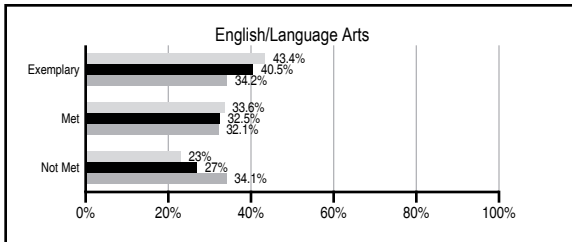
ABSOLUTE RATINGS OF MIDDLE SCHOOLS WITH STUDENTS LIKE OURS*

EXCELLENT	GOOD	AVERAGE	BELOW AVERAGE	AT-RISK
7	21	18	0	1

* Ratings are calculated with data available by 11/09/2011. Schools with Students Like Ours are Middle Schools with Poverty Indices of no more than 5% above or below the index for this school.

PASS PERFORMANCE

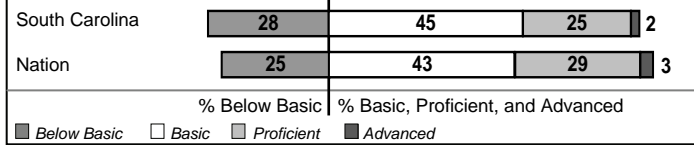
Our School Middle Schools with Students Like Ours Middle schools statewide



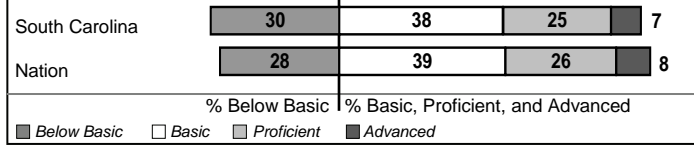
NAEP PERFORMANCE*

* Performance reported for SC and nation, data not available at school level. Percentages at NAEP Achievement Levels.

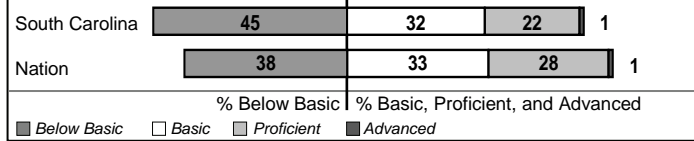
READING – GRADE 8 (2011)



MATH – GRADE 8 (2011)



SCIENCE – GRADE 8 (2009)



END OF COURSE TESTS - 2011

% of students scoring 70 or above on:	Our Middle School	Middle Schools with Students Like Ours
Algebra 1/Math for the Technologies 2	100.0	98.3
English 1	100.0	93.1
Biology 1/Applied Biology 2	N/A	N/A
Physical Science	N/A	18.3
US History and the Constitution	N/A	N/A
All Subjects	100.0	96.0

SC PERFORMANCE VISION

By 2020 all students will graduate with the knowledge and skills necessary to compete successfully in the global economy, participate in a democratic society and contribute positively as members of families and communities.

Abbreviations Key

N/A Not Applicable N/AV Not Available N/C Not Collected N/R Not Reported I/S Insufficient Sample TBD To be determined
NI Newly Identified CSI Continuing School Improvement CA Corrective Action RP Plan to Restructure R Restructure DELAY School Improvement Status HOLD School Improvement Status

SCHOFIELD MIDDLE [Aiken]

SCHOOL PROFILE

	Our School	Change from Last Year	Middle Schools with Students Like Ours	Median Middle School
Students (n=641)				
Students enrolled in high school credit courses (grades 7 & 8)	51.3%	Up from 45.0%	31.3%	24.5%
Retention rate	1.5%	No Change	0.8%	0.7%
Attendance rate	96.3%	Up from 95.1%	96.1%	95.9%
Served by gifted and talented program	21.5%	Up from 21.4%	21.3%	17.8%
With disabilities other than speech	5.6%	Down from 8.0%	8.8%	9.2%
Older than usual for grade	0.3%	Down from 1.7%	1.0%	1.5%
Out-of-school suspensions or expulsions for violent and/or criminal offenses	0.5%	No Change	0.4%	0.4%
Annual dropout rate	0.2%	No Change	0.0%	0.0%
Teachers (n=35)				
Teachers with advanced degrees	45.7%	Up from 41.7%	60.9%	60.0%
Continuing contract teachers	77.1%	Up from 75.0%	83.7%	82.6%
Teachers returning from previous year	85.8%	Up from 85.5%	86.9%	85.6%
Teacher attendance rate	95.5%	Up from 93.6%	95.5%	95.3%
Average teacher salary*	\$46,190	Up 1.5%	\$46,513	\$46,300
Classes not taught by highly qualified teachers	9.4%	Up from 2.9%	0.0%	1.2%
Professional development days/teacher	8.1 days	Down from 13.7 days	10.3 days	9.9 days
School				
Principal's years at school	1.0	Down from 3.0	4.5	4.0
Student-teacher ratio in core subjects	25.7 to 1	Down from 26.5 to 1	23.4 to 1	21.5 to 1
Prime instructional time	89.6%	Up from 87.6%	90.5%	90.1%
Opportunities in the arts	Fair	Down from Good	Good	Good
SACS accreditation	Yes	No Change	Yes	Yes
Parents attending conferences	100.0%	Up from 86.5%	99.5%	98.1%
Character development program	Below Average	Down from Good	Good	Good
Dollars spent per pupil**	\$5,767	Down 9.0%	\$7,213	\$7,634
Percent of expenditures for instruction**	64.5%	Down from 66.7%	64.5%	64.0%
Percent of expenditures for teacher salaries**	61.6%	Down from 62.7%	61.8%	61.2%
% of AYP objectives met	90.5%	No Change	81.0%	80.5%

* Length of contract = 185+ days.

** Prior year audited financial data available.

EVALUATION RESULTS

	Teachers	Students*	Parents*
Number of surveys returned	23	171	78
Percent satisfied with learning environment	78.3%	81.0%	94.7%
Percent satisfied with social and physical environment	95.7%	76.6%	89.5%
Percent satisfied with school-home relations	87.0%	91.1%	78.9%

*Only students at the highest middle school grade level at this school and their parents were included.

REPORT OF PRINCIPAL AND SCHOOL IMPROVEMENT COUNCIL

The motto of Schofield Middle school is " A Proud Past and a Promising future". This motto is exemplified through the efforts of staff, teachers, students, community and parents. During the 2010-2011 academic Schofield Middle school has focused on academic excellence, cultural awareness and community participation.

Schofield Middle school teachers and administrators began the process of implementing the Making Middle Grades Work project in conjunction with the Aiken County School District and the South Carolina Department of Education. Teachers and administrators worked on four focus areas to impact overall student success and school climate. These groups included: Student Engagement, Rigor and High Expectations, Data/ Evaluation and Family and Community Engagement. These focus areas support Schofield's Mission which is to provide a challenging academic program for our students in a safe, caring environment, thus facilitating a smooth transition from elementary to High School.

Through the implementation of these groups many promising practices have begun to evolve. Teachers have incorporated time for differentiated instruction into the daily schedule. The " Ram Study Room" was also developed to help students with school assignments and students needing extra help before school each day. Five students participated in the districts Literacy Festival and were medal winners. One of our students was the Aiken County Winner of the Superintendent of Education's Writing Contest. Seven eighth graders scored in the top twenty in the state on the National French Exam. Another students qualified for the State Math Counts competition. Twenty three students qualified for Junior Scholars. One of our students was also accepted to the Governor's School for Visual Arts and one for Dance. The entire eighth grade (222) students) participated in a College Awareness field trip to the University of South Carolina on the Aiken campus. Additionally, Schofield will also offer French , German and Spanish as an exploratory option for students during the 2011-2012 school year.

The students participated in Canned Food Drives, Toys for Tots, Valentines for Veterans and the ' Be A Bunny Program". The Blue Bird Trail was continued. Schofield also partnered with Shaw Industries providing 17 male mentors. Students participated in Gentleman interested in Science, Engineering, Technology and Math field trip to Bridgestone. Fifty young ladies aspiring to be authors were visited by Author, Christine Hurley Deriso for a Lunch and Learn also sponsored by Bridgestone.

The PTO sponsored several fundraisers to help support student incentives and teacher projects. Monthly school improvement and Title one meetings were held to provide information to parents and receive their input.

In conclusion, we must acknowledge the accomplishments of our co-curricular programs as well. In Orchestra, two students made Region and All State Orchestra. The Band won several awards at the Fiesta ' Val Invitational Competition in Tennessee. Schofield most certainly has a promising future !

Jacquelyn S. Barnwell, Principal

Patrice P. Jackson, SIC Chairperson

Comprehensive detail, including definitions of ratings, performance criteria, and explanations of status, is available on www.ed.sc.gov and www.eoc.sc.gov as well as school and school district websites.

Printed versions are available from school districts upon request.

Abbreviations Key

N/A Not Applicable N/AV Not Available N/C Not Collected N/R Not Reported I/S Insufficient Sample TBD To be determined

NI Newly Identified CSI Continuing School Improvement CA Corrective Action RP Plan to Restructure R Restructure DELAY School Improvement Status HOLD School Improvement Status