



# SC Annual School Report Card Summary

**BUSBEE CORBETT ELEMENTARY/MIDDLE**  
**Aiken**  
**Grades: PK-8** Enrollment: 785  
**Principal: Rose S Marshall**  
**Superintendent: Dr. Elizabeth Everitt**  
**Board Chair: Ms. Rosemary B. English**

## PERFORMANCE

Comprehensive detail, including definitions of ratings, performance criteria, and explanations of status, is available on [www.ed.sc.gov](http://www.ed.sc.gov) and [www.eoc.sc.gov](http://www.eoc.sc.gov) as well as school and school district websites. Printed versions are available from school districts upon request.

YEAR	ABSOLUTE RATING	GROWTH RATING	PALMETTO GOLD AND SILVER AWARD		AYP STATUS	NCLB IMPROVEMENT STATUS
			General Performance	Closing the Gap		
2011	Average	Below Average	TBD	TBD	Met	N/A
2010	Below Average	Below Average	N/A	N/A	Not Met	R-DELAY
2009	Below Average	At-Risk	N/A	N/A	Not Met	R

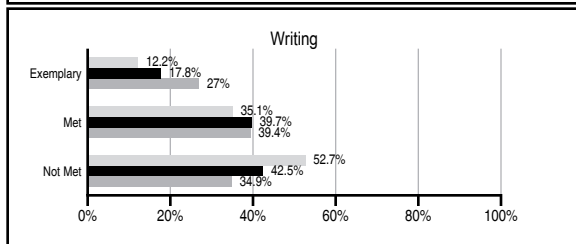
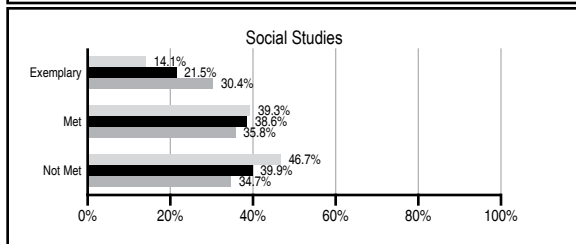
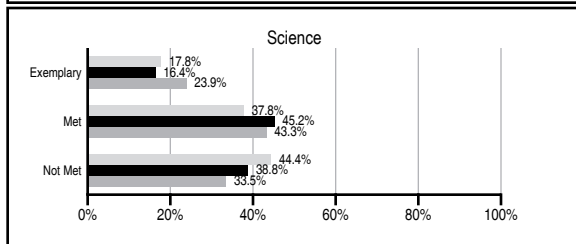
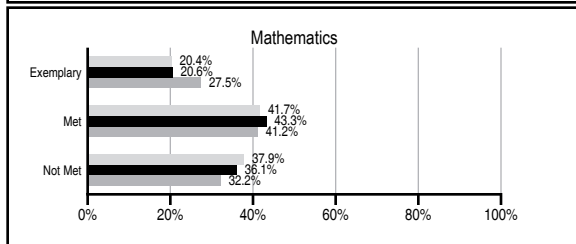
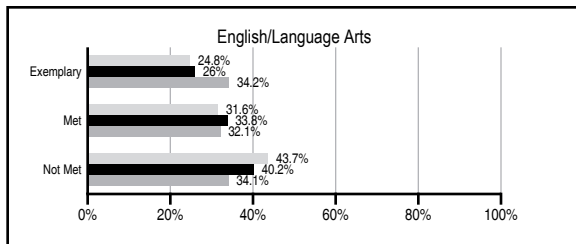
## ABSOLUTE RATINGS OF MIDDLE SCHOOLS WITH STUDENTS LIKE OURS\*

EXCELLENT	GOOD	AVERAGE	BELOW AVERAGE	AT-RISK
0	1	39	10	2

\*Ratings are calculated with data available by 11/09/2011. Schools with Students Like Ours are Middle Schools with Poverty Indices of no more than 5% above or below the index for this school.

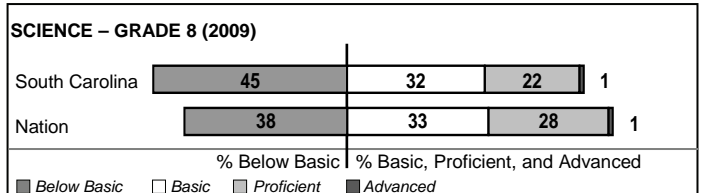
## PASS PERFORMANCE

Our School
  Middle Schools with Students Like Ours
  Middle schools statewide



## NAEP PERFORMANCE\*

\* Performance reported for SC and nation, data not available at school level. Percentages at NAEP Achievement Levels.



## END OF COURSE TESTS - 2011

% of students scoring 70 or above on:	Our Middle School	Middle Schools with Students Like Ours
Algebra 1/Math for the Technologies 2	100.0	97.4
English 1	100.0	92.1
Biology 1/Applied Biology 2	N/A	98.2
Physical Science	N/A	57.8
US History and the Constitution	N/A	N/A
All Subjects	100.0	95.8

## SC PERFORMANCE VISION

*By 2020 all students will graduate with the knowledge and skills necessary to compete successfully in the global economy, participate in a democratic society and contribute positively as members of families and communities.*

### Abbreviations Key

N/A Not Applicable N/AV Not Available N/C Not Collected N/R Not Reported I/S Insufficient Sample TBD To be determined  
 NI Newly Identified CSI Continuing School Improvement CA Corrective Action RP Plan to Restructure R Restructure DELAY School Improvement Status HOLD School Improvement Status

# BUSBEE CORBETT ELEMENTARY/MIDDLE [Aiken]

## SCHOOL PROFILE

	Our School	Change from Last Year	Middle Schools with Students Like Ours	Median Middle School
<b>Students (n=785)</b>				
Students enrolled in high school credit courses (grades 7 & 8)	78.8%	Up from 37.8%	18.5%	24.5%
Retention rate	0.3%	Up from 0.0%	0.6%	0.7%
Attendance rate	95.2%	Down from 95.5%	95.8%	95.9%
Served by gifted and talented program	10.9%	Up from 8.7%	13.9%	17.8%
With disabilities other than speech	10.0%	Down from 21.4%	10.2%	9.2%
Older than usual for grade	0.4%	Down from 2.2%	1.9%	1.5%
Out-of-school suspensions or expulsions for violent and/or criminal offenses	0.0%	No Change	0.6%	0.4%
Annual dropout rate	0.0%	No Change	0.0%	0.0%
<b>Teachers (n=60)</b>				
Teachers with advanced degrees	50.0%	Up from 45.0%	57.2%	60.0%
Continuing contract teachers	86.7%	Up from 85.0%	82.3%	82.6%
Teachers returning from previous year	85.6%	Up from 84.0%	83.0%	85.6%
Teacher attendance rate	92.7%	Down from 93.3%	95.3%	95.3%
Average teacher salary*	\$47,635	Up 7.1%	\$45,102	\$46,300
Classes not taught by highly qualified teachers	1.2%	Up from 0.0%	1.6%	1.2%
Professional development days/teacher	6.8 days	Down from 10.3 days	10.5 days	9.9 days
<b>School</b>				
Principal's years at school	2.0	Down from 11.0	4.0	4.0
Student-teacher ratio in core subjects	13.5 to 1	Down from 16.0 to 1	20.9 to 1	21.5 to 1
Prime instructional time	86.1%	Down from 86.9%	90.4%	90.1%
Opportunities in the arts	Good	No Change	Good	Good
SACS accreditation	Yes	No Change	Yes	Yes
Parents attending conferences	100.0%	Up from 89.0%	96.7%	98.1%
Character development program	Excellent	No Change	Good	Good
Dollars spent per pupil**	\$10,068	Up 5.3%	\$7,725	\$7,634
Percent of expenditures for instruction**	64.4%	Up from 63.4%	62.7%	64.0%
Percent of expenditures for teacher salaries**	61.1%	Up from 58.8%	59.9%	61.2%
% of AYP objectives met	100.0%	Up from 90.5%	74.3%	80.5%

\* Length of contract = 185+ days.

\*\* Prior year audited financial data available.

## EVALUATION RESULTS

	Teachers	Students*	Parents*
Number of surveys returned	58	66	79
Percent satisfied with learning environment	100.0%	98.5%	73.7%
Percent satisfied with social and physical environment	100.0%	93.9%	72.0%
Percent satisfied with school-home relations	91.2%	98.5%	73.7%

\*Only students at the highest middle school grade level at this school and their parents were included.

## REPORT OF PRINCIPAL AND SCHOOL IMPROVEMENT COUNCIL

Cyril B Busbee Elementary and AL Corbett Middle School, once two schools connected by an auditorium became one school in 2010-2011 to form Busbee Corbett Elementary Middle School with 4K – 8th grades. BCEM is a rural school in a farming community with a 78% poverty rate but high achievement on state testing. This community school gets its support from students and parents who believe in a strong community school.

The academic growth in both schools during 2010-2011 has been fantastic. BCEM put on a fantastic Veterans' Day program that left the community inspired. The faculty on the Busbee campus has been able to share the literacy model components with the Corbett campus while the Corbett campus was able to share the Making Middle Grades Work state initiative. This created a literacy rich environment in grades 4K – 8th grade and benefited both campuses in the areas of Reading, Language, and Writing.

Both campuses have achieved successes on their own too. Busbee campus won two Silver Awards from the state for improved test scores and closing the achievement gap for free and reduced lunch. Corbett campus received a high review from the Making Middle Grades Work committee for its literacy rich environment. Corbett also maintained a 95% attendance rate, and had 85% of students completed core academic courses aligned to the state and national standards.

Both schools have won several grants this year that supported the educational programs in the schools. Both schools also participated in many other activities this year such as field days, dances (5th – 8th grade), egg hunts put on by the upper grades for the lower grades, and read with a friend using upper grades to read with lower grades. Other activities included using a green house to produce more plants than the students could sell and/or give away, character day parades, awards day, and bullying programs.

All of our students are supported by our intervention programs, after school programs, and teachers who want to see everyone succeed. BCEM school values the input of parents through our PTO and SIC and uses school resources to improve the education our students. We are a technology rich school with Interactive white boards in each room, sound systems, iPods, iPads, computer labs, and netbooks to support student learning with the overall goal of making our school a place where everyone can succeed, feel safe, and get a well rounded education.

Busbee Corbett Elementary Middle School plans to continue to increase test scores, intervene when students are young so they can be successful, and provide a safe learning environment so that all of our students can achieve at high levels.

Comprehensive detail, including definitions of ratings, performance criteria, and explanations of status, is available on [www.ed.sc.gov](http://www.ed.sc.gov) and [www.eoc.sc.gov](http://www.eoc.sc.gov) as well as school and school district websites.

Printed versions are available from school districts upon request.

### Abbreviations Key

N/A Not Applicable N/AV Not Available N/C Not Collected N/R Not Reported I/S Insufficient Sample TBD To be determined

NI Newly Identified CSI Continuing School Improvement CA Corrective Action RP Plan to Restructure R Restructure DELAY School Improvement Status HOLD School Improvement Status