



SC Annual School Report Card Summary

NORTH AUGUSTA MIDDLE
Aiken

Grades: 6-8

Enrollment: 622

Principal: Barry N Head

Superintendent: Dr. Elizabeth Everitt

Board Chair: Ms. Rosemary B. English

PERFORMANCE

Comprehensive detail, including definitions of ratings, performance criteria, and explanations of status, is available on www.ed.sc.gov and www.eoc.sc.gov as well as school and school district websites. Printed versions are available from school districts upon request.

YEAR	ABSOLUTE RATING	GROWTH RATING	PALMETTO GOLD AND SILVER AWARD		AYP STATUS	NCLB IMPROVEMENT STATUS
			General Performance	Closing the Gap		
2011	Excellent	Excellent	TBD	TBD	Met	N/A
2010	Good	Good	Silver	N/A	Met	N/A
2009	Good	Good	Silver	N/A	Met	N/A

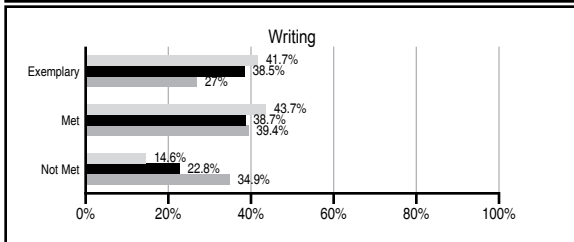
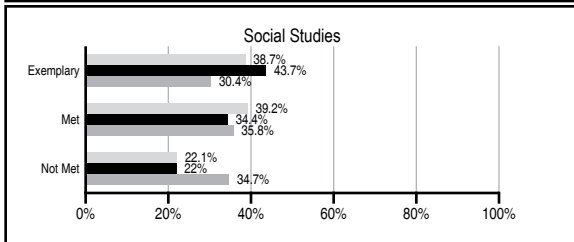
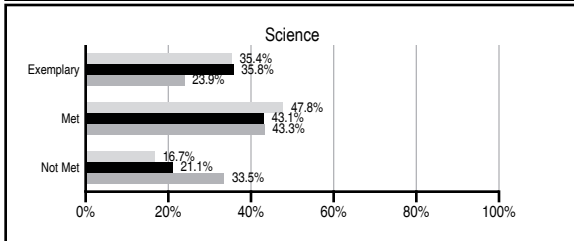
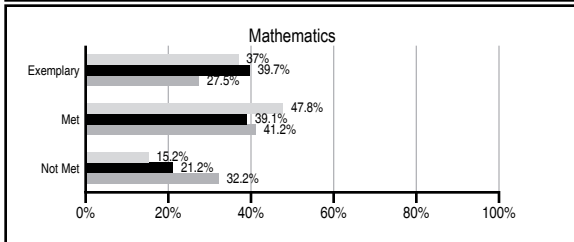
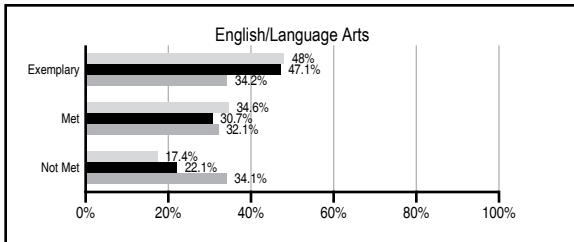
ABSOLUTE RATINGS OF MIDDLE SCHOOLS WITH STUDENTS LIKE OURS*

EXCELLENT	GOOD	AVERAGE	BELOW AVERAGE	AT-RISK
14	6	4	0	0

* Ratings are calculated with data available by 11/09/2011. Schools with Students Like Ours are Middle Schools with Poverty Indices of no more than 5% above or below the index for this school.

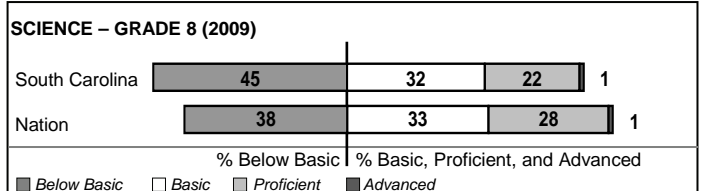


PASS PERFORMANCE

Our School
 Middle Schools with Students Like Ours
 Middle schools statewide



NAEP PERFORMANCE*

* Performance reported for SC and nation, data not available at school level. Percentages at NAEP Achievement Levels.



END OF COURSE TESTS - 2011

% of students scoring 70 or above on:	Our Middle School	Middle Schools with Students Like Ours
Algebra 1/Math for the Technologies 2	97.9	98.5
English 1	97.4	98.3
Biology 1/Applied Biology 2	N/A	92.7
Physical Science	N/A	70.3
US History and the Constitution	N/A	N/A
All Subjects	97.7	98.0

SC PERFORMANCE VISION

By 2020 all students will graduate with the knowledge and skills necessary to compete successfully in the global economy, participate in a democratic society and contribute positively as members of families and communities.

Abbreviations Key

N/A Not Applicable N/AV Not Available N/C Not Collected N/R Not Reported I/S Insufficient Sample TBD To be determined
NI Newly Identified CSI Continuing School Improvement CA Corrective Action RP Plan to Restructure R Restructure DELAY School Improvement Status HOLD School Improvement Status

NORTH AUGUSTA MIDDLE [Aiken]

SCHOOL PROFILE

	Our School	Change from Last Year	Middle Schools with Students Like Ours	Median Middle School
Students (n=622)				
Students enrolled in high school credit courses (grades 7 & 8)	25.7%	Up from 25.2%	35.8%	24.5%
Retention rate	0.5%	Up from 0.0%	0.3%	0.7%
Attendance rate	99.6%	Up from 97.3%	96.5%	95.9%
Served by gifted and talented program	25.5%	Down from 25.6%	26.7%	17.8%
With disabilities other than speech	4.1%	Down from 5.1%	7.7%	9.2%
Older than usual for grade	1.0%	Down from 1.8%	0.8%	1.5%
Out-of-school suspensions or expulsions for violent and/or criminal offenses	0.3%	No Change	0.4%	0.4%
Annual dropout rate	0.0%	No Change	0.0%	0.0%
Teachers (n=36)				
Teachers with advanced degrees	50.0%	No Change	62.1%	60.0%
Continuing contract teachers	86.1%	Down from 94.4%	86.3%	82.6%
Teachers returning from previous year	91.0%	Up from 86.4%	88.9%	85.6%
Teacher attendance rate	94.5%	Up from 93.5%	94.6%	95.3%
Average teacher salary*	\$48,140	Up 2.7%	\$48,207	\$46,300
Classes not taught by highly qualified teachers	3.8%	Down from 4.3%	1.2%	1.2%
Professional development days/teacher	5.9 days	Up from 5.6 days	8.9 days	9.9 days
School				
Principal's years at school	13.0	Up from 12.0	4.5	4.0
Student-teacher ratio in core subjects	27.1 to 1	Up from 13.0 to 1	24.2 to 1	21.5 to 1
Prime instructional time	92.5%	Up from 88.9%	90.7%	90.1%
Opportunities in the arts	Excellent	No Change	Good	Good
SACS accreditation	Yes	No Change	Yes	Yes
Parents attending conferences	98.3%	Up from 97.3%	98.4%	98.1%
Character development program	Average	No Change	Excellent	Good
Dollars spent per pupil**	\$5,357	Down 7.7%	\$6,647	\$7,634
Percent of expenditures for instruction**	67.7%	No Change	66.0%	64.0%
Percent of expenditures for teacher salaries**	65.6%	Down from 66.1%	64.1%	61.2%
% of AYP objectives met	100.0%	No Change	86.0%	80.5%

* Length of contract = 185+ days.

** Prior year audited financial data available.

REPORT OF PRINCIPAL AND SCHOOL IMPROVEMENT COUNCIL

North Augusta Middle School had a very successful. We are proud of the fact that NAMS has consistently been a School of Choice in Aiken County and has touted scores above the district and state average. We received The S.C. State Department of Education Silver Award for Outstanding PASS test results for the second year in a row. Our entire school community has pulled together during the tough economic environment and rallied toward the goal of providing an excellent education to our students. Teachers and administration re-designed our exploratory offerings so we could provide a number of Math and ELA enrichment classes to assist our students. These were strengthened/improved upon during the 2010-2011 school year.

Our PTO was very active in its efforts to maintain morale and provide funds for much needed supplies and projects. The NAMS School Improvement Council, under the direction of Mrs. Terra van der Linden and Mr. Michael Casdorff, was instrumental in providing input and support for NAMS.

This reflects on our entire school community. I am proud to be a part to this great school.

EVALUATION RESULTS

	Teachers	Students*	Parents*
Number of surveys returned	34	204	154
Percent satisfied with learning environment	94.1%	75.4%	83.4%
Percent satisfied with social and physical environment	82.4%	72.5%	79.6%
Percent satisfied with school-home relations	97.1%	86.4%	79.6%

*Only students at the highest middle school grade level at this school and their parents were included.

Comprehensive detail, including definitions of ratings, performance criteria, and explanations of status, is available on www.ed.sc.gov and www.eoc.sc.gov as well as school and school district websites.

Printed versions are available from school districts upon request.

Abbreviations Key

N/A Not Applicable N/AV Not Available N/C Not Collected N/R Not Reported I/S Insufficient Sample TBD To be determined

NI Newly Identified CSI Continuing School Improvement CA Corrective Action RP Plan to Restructure R Restructure DELAY School Improvement Status HOLD School Improvement Status