



SC Annual School Report Card Summary

LEAVELLE-MCCAMPBELL MIDDLE
Aiken
Grades: 6-8 Enrollment: 488
Principal: Dr. Lloydette Young
Superintendent: Dr. Elizabeth Everitt
Board Chair: Ms. Rosemary B. English

PERFORMANCE

Comprehensive detail, including definitions of ratings, performance criteria, and explanations of status, is available on www.ed.sc.gov and www.eoc.sc.gov as well as school and school district websites. Printed versions are available from school districts upon request.

YEAR	ABSOLUTE RATING	GROWTH RATING	PALMETTO GOLD AND SILVER AWARD		AYP STATUS	NCLB IMPROVEMENT STATUS
			General Performance	Closing the Gap		
2011	Average	Average	TBD	TBD	Not Met	N/A
2010	Average	Average	N/A	N/A	Met	N/A
2009	Average	Average	N/A	N/A	Met	CA-DELAY

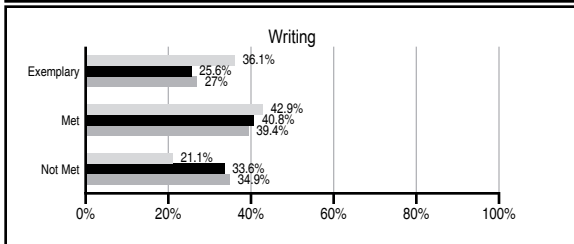
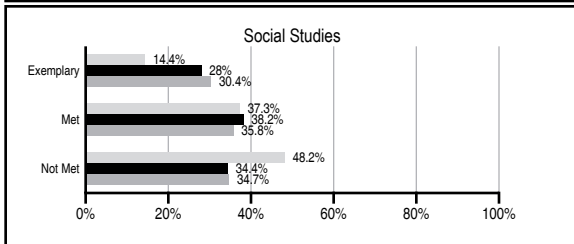
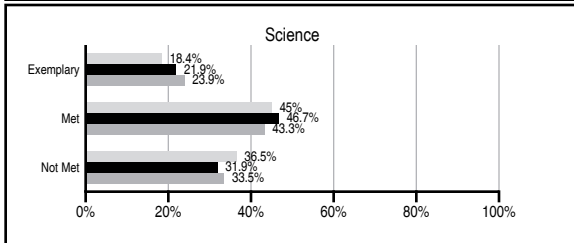
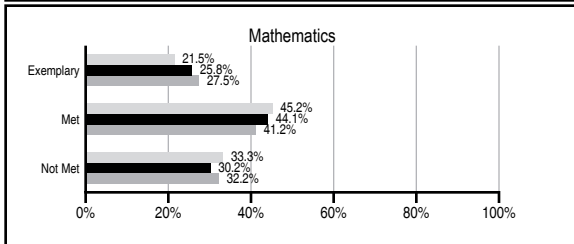
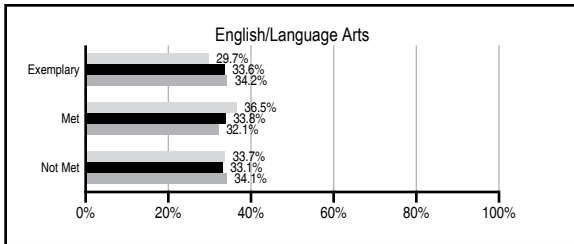
ABSOLUTE RATINGS OF MIDDLE SCHOOLS WITH STUDENTS LIKE OURS*

EXCELLENT	GOOD	AVERAGE	BELOW AVERAGE	AT-RISK
3	11	46	4	0

* Ratings are calculated with data available by 11/09/2011. Schools with Students Like Ours are Middle Schools with Poverty Indices of no more than 5% above or below the index for this school.

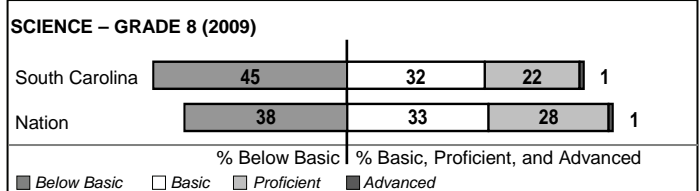


PASS PERFORMANCE

Our School
 Middle Schools with Students Like Ours
 Middle schools statewide



NAEP PERFORMANCE*

* Performance reported for SC and nation, data not available at school level. Percentages at NAEP Achievement Levels.



END OF COURSE TESTS - 2011

% of students scoring 70 or above on:	Our Middle School	Middle Schools with Students Like Ours
Algebra 1/Math for the Technologies 2	93.6	96.7
English 1	100.0	96.0
Biology 1/Applied Biology 2	N/A	90.2
Physical Science	N/A	99.3
US History and the Constitution	N/A	N/A
All Subjects	96.8	96.4

SC PERFORMANCE VISION

By 2020 all students will graduate with the knowledge and skills necessary to compete successfully in the global economy, participate in a democratic society and contribute positively as members of families and communities.

Abbreviations Key

N/A Not Applicable N/AV Not Available N/C Not Collected N/R Not Reported I/S Insufficient Sample TBD To be determined
 NI Newly Identified CSI Continuing School Improvement CA Corrective Action RP Plan to Restructure R Restructure DELAY School Improvement Status HOLD School Improvement Status

LEAVELLE-MCCAMPBELL MIDDLE [Aiken]

SCHOOL PROFILE

	Our School	Change from Last Year	Middle Schools with Students Like Ours	Median Middle School
Students (n=488)				
Students enrolled in high school credit courses (grades 7 & 8)	50.0%	Up from 47.2%	23.9%	24.5%
Retention rate	0.0%	Down from 0.2%	1.0%	0.7%
Attendance rate	95.6%	Down from 95.7%	95.7%	95.9%
Served by gifted and talented program	17.3%	Down from 17.4%	18.4%	17.8%
With disabilities other than speech	6.7%	Down from 8.1%	10.1%	9.2%
Older than usual for grade	2.6%	Up from 1.9%	1.9%	1.5%
Out-of-school suspensions or expulsions for violent and/or criminal offenses	0.0%	No Change	0.4%	0.4%
Annual dropout rate	0.0%	No Change	0.0%	0.0%
Teachers (n=23)				
Teachers with advanced degrees	30.4%	Up from 20.0%	58.3%	60.0%
Continuing contract teachers	73.9%	Up from 60.0%	87.5%	82.6%
Teachers returning from previous year	78.9%	Up from 77.3%	85.7%	85.6%
Teacher attendance rate	92.5%	Up from 92.2%	95.4%	95.3%
Average teacher salary*	\$44,120	Up 2.6%	\$45,903	\$46,300
Classes not taught by highly qualified teachers	11.7%	Up from 9.1%	1.0%	1.2%
Professional development days/teacher	12.2 days	Up from 7.3 days	10.0 days	9.9 days
School				
Principal's years at school	1.0	Down from 2.5	4.0	4.0
Student-teacher ratio in core subjects	27.8 to 1	Up from 25.6 to 1	21.3 to 1	21.5 to 1
Prime instructional time	87.2%	Up from 87.0%	89.9%	90.1%
Opportunities in the arts	Good	No Change	Good	Good
SACS accreditation	Yes	No Change	Yes	Yes
Parents attending conferences	100.0%	Up from 99.9%	97.4%	98.1%
Character development program	Average	No Change	Good	Good
Dollars spent per pupil**	\$6,423	Down 7.6%	\$7,489	\$7,634
Percent of expenditures for instruction**	59.7%	Up from 58.8%	63.6%	64.0%
Percent of expenditures for teacher salaries**	55.7%	Up from 53.5%	60.8%	61.2%
% of AYP objectives met	66.7%	Down from 100.0%	81.0%	80.5%

* Length of contract = 185+ days.

** Prior year audited financial data available.

EVALUATION RESULTS

	Teachers	Students*	Parents*
Number of surveys returned	25	128	54
Percent satisfied with learning environment	66.7%	56.3%	73.1%
Percent satisfied with social and physical environment	64.0%	53.9%	52.8%
Percent satisfied with school-home relations	41.7%	76.4%	73.6%

*Only students at the highest middle school grade level at this school and their parents were included.

Comprehensive detail, including definitions of ratings, performance criteria, and explanations of status, is available on www.ed.sc.gov and www.eoc.sc.gov as well as school and school district websites.

Printed versions are available from school districts upon request.

REPORT OF PRINCIPAL AND SCHOOL IMPROVEMENT COUNCIL

Since its 1921 inception, Leavelle McCampbell Middle School has been dedicated to providing a quality education for the children of our community. This dedication is evident in the many outstanding opportunities offered to our students. Leavelle McCampbell currently serves over 450 students in grades six, seven, and eight and has a diverse population representing various socio-economic, racial, cultural, and educational backgrounds. Our school offers a balanced program of academics, fine arts, community involvement, and athletics, which creates a unique learning environment designed to meet the needs of middle school students.

Leavelle McCampbell Middle School is committed to continuous improvement and working towards raising student academic achievement. Leavelle McCampbell has implemented the tenants of Making Middle Grades Work to focus on student academic achievement and promote high school readiness. The following focus teams have been established to hone in on increasing achievement: high expectations, use of data, and school culture. In addition, through professional learning communities teachers collaborate and complete book studies.

Our school uses a cooperative approach to improve the overall school environment through our Parent Teacher Organization, Business/Community Partnership, School Improvement Council, University of South Carolina-Aiken and mentors. These collaborative partnerships have allowed us to provide students and teachers with incentives. The continued partnership with the University of South Carolina-Aiken enabled us to purchase traveling trunks. These trunks contain valuable resources that are used to enhance student engagement and increase rigor in all content areas.

Leavelle McCampbell Middle School is proud to announce that we had nine students qualify as Junior Scholars through their PSAT scores and a 100% passing rate on the English I End-of-Course test for the 2010-2011 school year. Students participated in Advisor-Advisee, Academic Team, Art Club, Band, Beta Club, Book Club, Builder's Club, Chorus, Drama Club, Fellowship of Christian Athletes, Forensic Science Club, Girl Power, Junior Achievement, Math Counts, Music, Mock Trial, Recycling Club, Rock Stars (Show Choir), Step Team, Student Council and sports teams that focused on interests, talents, life skills, and community service. Also, in partnership with the Peters Group, a Ladies' Club and Gentlemen's Club were implemented to emphasize the importance of good character and high expectations. Fifty students were inducted. These factions of LMMS are here in order to give each student the opportunity to build character and grow as individuals. Our challenge continues to be finding ways to close the achievement gap. However, through continued research-based instruction, providing a positive school climate, and parental involvement we will ensure high school readiness for all students by providing quality educational experiences.

Dr. Lloydette Young, Principal
Monica Key, SIC Chairperson

Abbreviations Key

N/A Not Applicable N/AV Not Available N/C Not Collected N/R Not Reported I/S Insufficient Sample TBD To be determined

NI Newly Identified CSI Continuing School Improvement CA Corrective Action RP Plan to Restructure R Restructure DELAY School Improvement Status HOLD School Improvement Status