



# SC Annual School Report Card Summary

**PAUL KNOX MIDDLE**  
**Aiken**  
**Grades: 6-8** Enrollment: 586  
**Principal: John Murphy**  
**Superintendent: Dr. Elizabeth Everitt**  
**Board Chair: Ms. Rosemary B. English**

## PERFORMANCE

Comprehensive detail, including definitions of ratings, performance criteria, and explanations of status, is available on [www.ed.sc.gov](http://www.ed.sc.gov) and [www.eoc.sc.gov](http://www.eoc.sc.gov) as well as school and school district websites. Printed versions are available from school districts upon request.

YEAR	ABSOLUTE RATING	GROWTH RATING	PALMETTO GOLD AND SILVER AWARD		AYP STATUS	NCLB IMPROVEMENT STATUS
			General Performance	Closing the Gap		
2011	Average	Average	TBD	TBD	Not Met	CA
2010	Average	Average	N/A	N/A	Not Met	CSI
2009	Average	Average	N/A	N/A	Not Met	NI

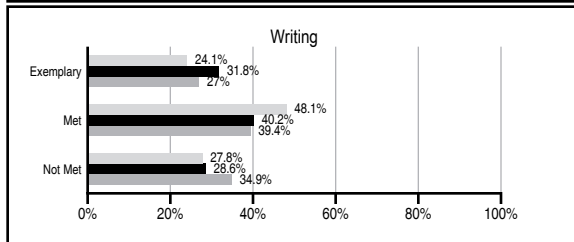
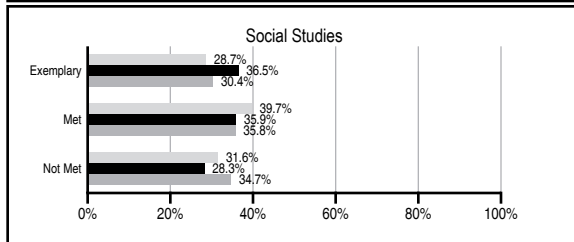
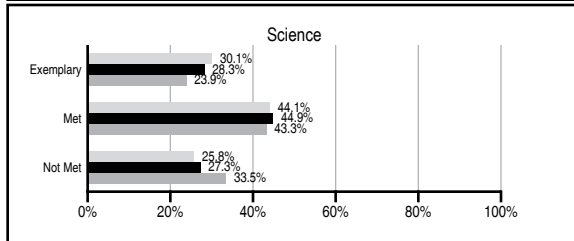
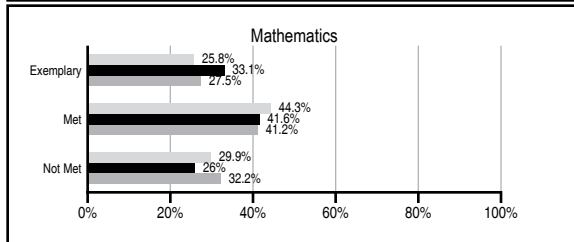
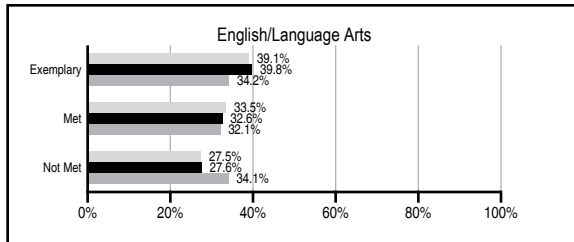
## ABSOLUTE RATINGS OF MIDDLE SCHOOLS WITH STUDENTS LIKE OURS\*

EXCELLENT	GOOD	AVERAGE	BELOW AVERAGE	AT-RISK
6	22	20	0	1

\* Ratings are calculated with data available by 11/09/2011. Schools with Students Like Ours are Middle Schools with Poverty Indices of no more than 5% above or below the index for this school.

## PASS PERFORMANCE

Our School Middle Schools with Students Like Ours Middle schools statewide



## NAEP PERFORMANCE\*

\* Performance reported for SC and nation, data not available at school level. Percentages at NAEP Achievement Levels.



## END OF COURSE TESTS - 2011

% of students scoring 70 or above on:	Our Middle School	Middle Schools with Students Like Ours
Algebra 1/Math for the Technologies 2	97.0	98.0
English 1	97.1	93.3
Biology 1/Applied Biology 2	N/A	N/A
Physical Science	N/A	18.3
US History and the Constitution	N/A	N/A
All Subjects	97.1	95.9

## SC PERFORMANCE VISION

*By 2020 all students will graduate with the knowledge and skills necessary to compete successfully in the global economy, participate in a democratic society and contribute positively as members of families and communities.*

### Abbreviations Key

N/A Not Applicable N/AV Not Available N/C Not Collected N/R Not Reported I/S Insufficient Sample TBD To be determined  
 NI Newly Identified CSI Continuing School Improvement CA Corrective Action RP Plan to Restructure R Restructure DELAY School Improvement Status HOLD School Improvement Status

# PAUL KNOX MIDDLE [Aiken]

## SCHOOL PROFILE

	Our School	Change from Last Year	Middle Schools with Students Like Ours	Median Middle School
<b>Students (n=586)</b>				
Students enrolled in high school credit courses (grades 7 & 8)	49.0%	Up from 47.2%	31.2%	24.5%
Retention rate	0.3%	Down from 2.4%	0.7%	0.7%
Attendance rate	95.8%	No Change	96.1%	95.9%
Served by gifted and talented program	19.2%	Down from 20.9%	21.6%	17.8%
With disabilities other than speech	6.4%	Down from 10.9%	8.8%	9.2%
Older than usual for grade	1.5%	Down from 2.0%	0.9%	1.5%
Out-of-school suspensions or expulsions for violent and/or criminal offenses	0.0%	No Change	0.4%	0.4%
Annual dropout rate	0.0%	No Change	0.0%	0.0%
<b>Teachers (n=33)</b>				
Teachers with advanced degrees	42.4%	Down from 48.5%	60.0%	60.0%
Continuing contract teachers	81.8%	Down from 90.9%	83.7%	82.6%
Teachers returning from previous year	87.8%	Down from 91.7%	85.9%	85.6%
Teacher attendance rate	95.4%	Up from 90.5%	95.5%	95.3%
Average teacher salary*	\$45,934	Down 3.5%	\$46,505	\$46,300
Classes not taught by highly qualified teachers	17.9%	Up from 10.4%	0.0%	1.2%
Professional development days/teacher	8.8 days	Up from 3.0 days	10.0 days	9.9 days
<b>School</b>				
Principal's years at school	2.0	Up from 1.0	4.0	4.0
Student-teacher ratio in core subjects	26.5 to 1	Down from 26.7 to 1	23.4 to 1	21.5 to 1
Prime instructional time	90.0%	Up from 85.2%	90.5%	90.1%
Opportunities in the arts	Good	No Change	Good	Good
SACS accreditation	Yes	No Change	Yes	Yes
Parents attending conferences	95.2%	Up from 93.1%	99.6%	98.1%
Character development program	Excellent	No Change	Excellent	Good
Dollars spent per pupil**	\$6,366	Down 13.2%	\$7,213	\$7,634
Percent of expenditures for instruction**	68.7%	Up from 65.6%	64.5%	64.0%
Percent of expenditures for teacher salaries**	63.7%	Up from 62.4%	61.6%	61.2%
% of AYP objectives met	76.2%	Down from 95.2%	81.0%	80.5%

\* Length of contract = 185+ days.

\*\* Prior year audited financial data available.

## REPORT OF PRINCIPAL AND SCHOOL IMPROVEMENT COUNCIL

0201007

Aiken County School District  
Paul Knox Middle School

Paul Knox Middle School had a very successful year. We are proud of the fact that Paul Knox Middle School again met all regular education objectives for 2010 Adequate Yearly Progress calculations. We are also proud of our improvement with meeting special education objectives in Math for 2010 Adequate Yearly Progress calculations.

Our entire school community has pulled together during the tough economic environment and rallied toward the goal of providing an excellent education to our students. Teachers and administration re-designed our master schedule so that we could offer common planning time for our core content area teachers. Also, academic assistance and structured reading time is now available to each student daily.

The Paul Knox Middle School PTO was very active in its efforts to maintain morale and provide funds for much needed supplies and projects. The Paul Knox Middle School - School Improvement Council, under the direction of Mr. Joey Zeller, was instrumental in providing input and support for Paul Knox Middle School. The efforts of the PTO and the School Improvement Council reflects on our entire school community.

It is with great pride that I am able to serve as the Principal of Paul Knox Middle School.

John Murphy – Principal  
Joey Zeller – SIC Chairperson

## EVALUATION RESULTS

	Teachers	Students*	Parents*
Number of surveys returned	26	196	115
Percent satisfied with learning environment	84.6%	72.7%	79.6%
Percent satisfied with social and physical environment	88.5%	75.5%	77.0%
Percent satisfied with school-home relations	80.8%	81.5%	72.6%

\*Only students at the highest middle school grade level at this school and their parents were included.

Comprehensive detail, including definitions of ratings, performance criteria, and explanations of status, is available on [www.ed.sc.gov](http://www.ed.sc.gov) and [www.eoc.sc.gov](http://www.eoc.sc.gov) as well as school and school district websites.

Printed versions are available from school districts upon request.

### Abbreviations Key

N/A Not Applicable N/AV Not Available N/C Not Collected N/R Not Reported I/S Insufficient Sample TBD To be determined

NI Newly Identified CSI Continuing School Improvement CA Corrective Action RP Plan to Restructure R Restructure DELAY School Improvement Status HOLD School Improvement Status