



SC Annual School Report Card Summary

DIAMOND HILL ELEMENTARY
Abbeville
Grades: PK-7 Enrollment: 296
Principal: Todd Ramey
Superintendent: Dr. Ivan Randolph
Board Chair: Dr. Bill Crenshaw

PERFORMANCE

Comprehensive detail, including definitions of ratings, performance criteria, and explanations of status, is available on www.ed.sc.gov and www.eoc.sc.gov as well as school and school district websites. Printed versions are available from school districts upon request.

YEAR	ABSOLUTE RATING	GROWTH RATING	PALMETTO GOLD AND SILVER AWARD		AYP STATUS	NCLB IMPROVEMENT STATUS
			General Performance	Closing the Gap		
2011	Good	Good	TBD	TBD	Met	N/A
2010	Average	Average	Gold	N/A	Met	N/A
2009	Average	Average	N/A	N/A	Met	N/A

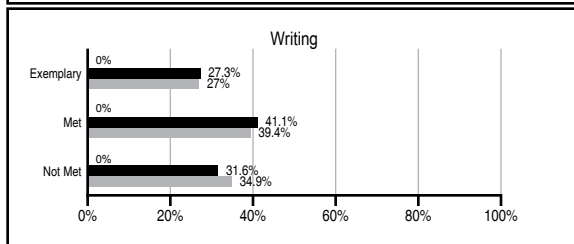
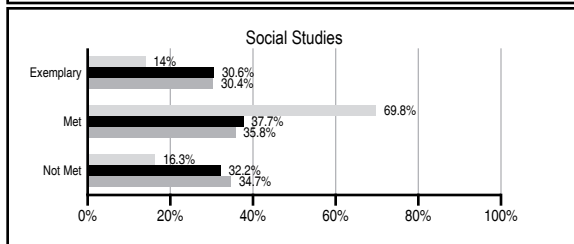
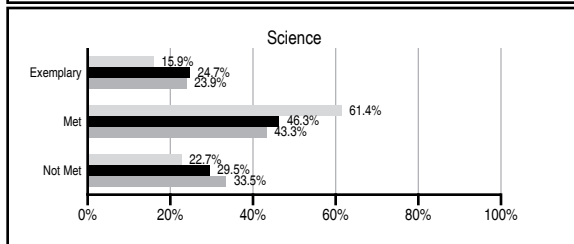
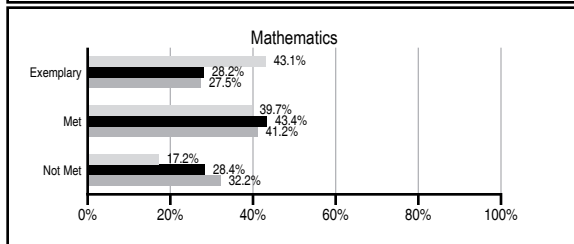
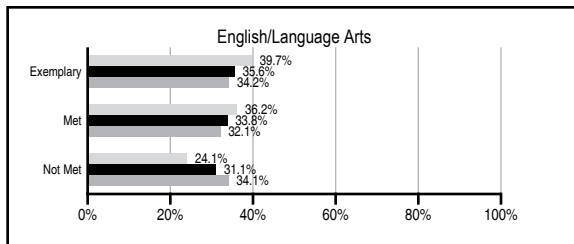
ABSOLUTE RATINGS OF MIDDLE SCHOOLS WITH STUDENTS LIKE OURS*

EXCELLENT	GOOD	AVERAGE	BELOW AVERAGE	AT-RISK
4	13	43	2	0

* Ratings are calculated with data available by 11/09/2011. Schools with Students Like Ours are Middle Schools with Poverty Indices of no more than 5% above or below the index for this school.

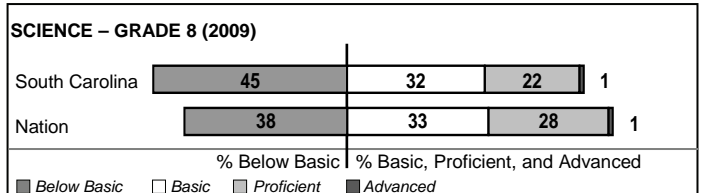
PASS PERFORMANCE

Our School
 Middle Schools with Students Like Ours
 Middle schools statewide



NAEP PERFORMANCE*

* Performance reported for SC and nation, data not available at school level. Percentages at NAEP Achievement Levels.



END OF COURSE TESTS - 2011

% of students scoring 70 or above on:	Our Middle School	Middle Schools with Students Like Ours
Algebra 1/Math for the Technologies 2	N/A	96.9
English 1	N/A	95.7
Biology 1/Applied Biology 2	N/A	86.3
Physical Science	N/A	98.4
US History and the Constitution	N/A	N/A
All Subjects	N/A	96.6

SC PERFORMANCE VISION

By 2020 all students will graduate with the knowledge and skills necessary to compete successfully in the global economy, participate in a democratic society and contribute positively as members of families and communities.

Abbreviations Key

N/A Not Applicable N/AV Not Available N/C Not Collected N/R Not Reported I/S Insufficient Sample TBD To be determined
 NI Newly Identified CSI Continuing School Improvement CA Corrective Action RP Plan to Restructure R Restructure DELAY School Improvement Status HOLD School Improvement Status

DIAMOND HILL ELEMENTARY [Abbeville]

SCHOOL PROFILE

	Our School	Change from Last Year	Middle Schools with Students Like Ours	Median Middle School
Students (n=296)				
Students enrolled in high school credit courses (grades 7 & 8)	0.0%	No Change	27.4%	24.5%
Retention rate	1.4%	Up from 0.7%	0.9%	0.7%
Attendance rate	95.6%	Up from 94.7%	95.6%	95.9%
Served by gifted and talented program	21.3%	Down from 23.9%	19.0%	17.8%
With disabilities other than speech	4.5%	Down from 7.4%	10.2%	9.2%
Older than usual for grade	0.0%	Down from 0.8%	2.0%	1.5%
Out-of-school suspensions or expulsions for violent and/or criminal offenses	0.3%	Up from 0.0%	0.5%	0.4%
Annual dropout rate	0.0%	No Change	0.0%	0.0%
Teachers (n=21)				
Teachers with advanced degrees	57.1%	Down from 59.1%	61.0%	60.0%
Continuing contract teachers	95.2%	Down from 95.5%	88.5%	82.6%
Teachers returning from previous year	94.1%	Down from 98.4%	86.6%	85.6%
Teacher attendance rate	96.6%	Up from 94.8%	94.9%	95.3%
Average teacher salary*	\$46,534	Up 1.9%	\$46,544	\$46,300
Classes not taught by highly qualified teachers	0.0%	Down from 21.9%	0.0%	1.2%
Professional development days/teacher	3.3 days	Down from 6.2 days	9.8 days	9.9 days
School				
Principal's years at school	6.0	Up from 5.0	4.0	4.0
Student-teacher ratio in core subjects	18.3 to 1	Up from 16.3 to 1	21.5 to 1	21.5 to 1
Prime instructional time	91.9%	Up from 89.3%	89.7%	90.1%
Opportunities in the arts	Excellent	Up from Good	Good	Good
SACS accreditation	Yes	No Change	Yes	Yes
Parents attending conferences	34.5%	Down from 96.9%	97.4%	98.1%
Character development program	Good	Up from Average	Good	Good
Dollars spent per pupil**	\$7,814	Down 1.4%	\$7,489	\$7,634
Percent of expenditures for instruction**	67.0%	Down from 67.3%	64.4%	64.0%
Percent of expenditures for teacher salaries**	65.4%	Up from 62.6%	62.2%	61.2%
% of AYP objectives met	100.0%	No Change	81.0%	80.5%

* Length of contract = 185+ days.

** Prior year audited financial data available.

REPORT OF PRINCIPAL AND SCHOOL IMPROVEMENT COUNCIL

Diamond Hill is a "great place to shine" located in a great and shining community. Being located in the middle of the "Nation" community in Abbeville County, family values and pride are ingredients that drive all members of our school family to be the best!

The students are truly the heart and soul of our school, and this is shown in the pride they take in their work and the great facility that we have here. In the classroom, our faculty and staff are second to none! The dedication and love that they give to these children will last a lifetime. The former students returning to visit faculty and staff are a testament to that.

Diamond Hill Elementary School is a rural school with a population of approximately 300 students in grades four-year-old kindergarten through seven. The ethnicity of the school is 87% Caucasian and 13% African American. The socioeconomic status of our families is in the range of low to middle income. We have 58. % of our students on free or reduced meals.

Our mission is, "Challenging students everyday to be a shining success in school and in life." Our plan for school wide reform was designed to develop critical thinking skills, integrated communication skills, active student participation in school and community activities, uniqueness of individuals, and lifelong learning. We strive to both strengthen and accelerate student learning in the areas of reading, mathematics, science, and social studies. We will implement effective interventions to enhance the daily learning environment for all students, as well as build a positive climate for their success. At Diamond Hill Elementary, we believe that the most powerful learning comes when children develop a true understanding of concepts through higher order thinking associated with various fields of inquiry and self-monitoring of their thinking.

With the hard work of faculty, staff, students, and parents Diamond Hill is truly a great place to shine!

Todd Ramey, Principal

EVALUATION RESULTS

	Teachers	Students*	Parents*
Number of surveys returned	22	0	0
Percent satisfied with learning environment	90.9%	N/R	N/R
Percent satisfied with social and physical environment	100.0%	N/R	N/R
Percent satisfied with school-home relations	90.9%	N/R	N/R

*Only students at the highest middle school grade level at this school and their parents were included.

Comprehensive detail, including definitions of ratings, performance criteria, and explanations of status, is available on www.ed.sc.gov and www.eoc.sc.gov as well as school and school district websites.

Printed versions are available from school districts upon request.

Abbreviations Key

N/A Not Applicable N/AV Not Available N/C Not Collected N/R Not Reported I/S Insufficient Sample TBD To be determined

NI Newly Identified CSI Continuing School Improvement CA Corrective Action RP Plan to Restructure R Restructure DELAY School Improvement Status HOLD School Improvement Status