



SC Annual School Report Card Summary

CHEROKEE TRAIL ELEMENTARY
Abbeville
Grades: PK-7 Enrollment: 449
Principal: Chester R. King
Superintendent: Dr. Ivan Randolph
Board Chair: Dr. Bill Crenshaw

PERFORMANCE

Comprehensive detail, including definitions of ratings, performance criteria, and explanations of status, is available on www.ed.sc.gov and www.eoc.sc.gov as well as school and school district websites. Printed versions are available from school districts upon request.

| YEAR | ABSOLUTE RATING | GROWTH RATING | PALMETTO GOLD AND SILVER AWARD | | AYP STATUS | NCLB IMPROVEMENT STATUS |
|------|-----------------|---------------|--------------------------------|-----------------|------------|-------------------------|
| | | | General Performance | Closing the Gap | | |
| 2011 | Good | Good | TBD | TBD | Not Met | N/A |
| 2010 | Good | Good | Gold | Silver | Met | N/A |
| 2009 | Good | Good | Silver | N/A | Met | N/A |

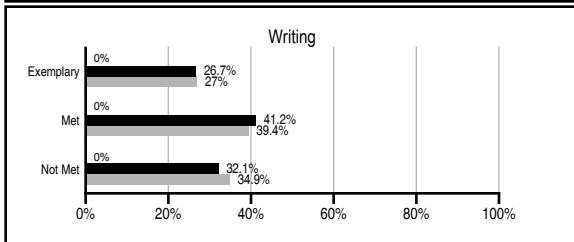
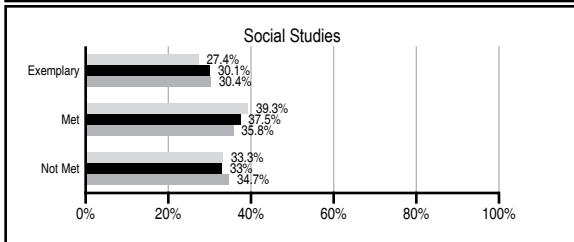
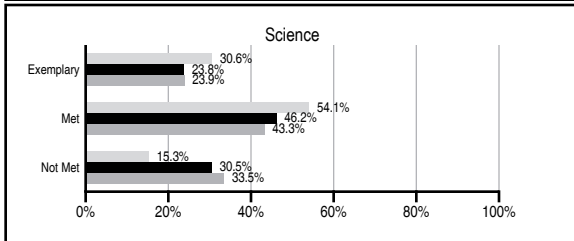
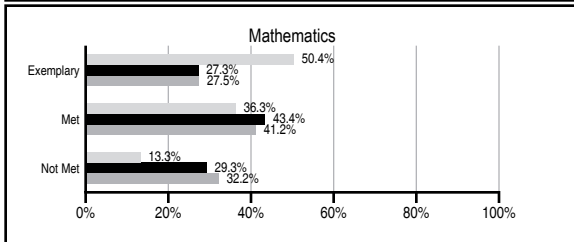
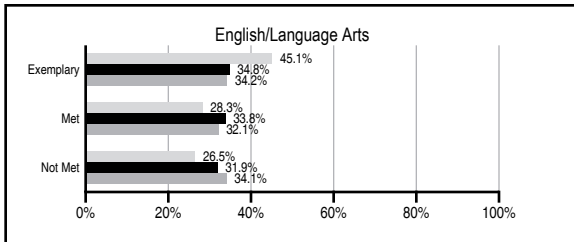
ABSOLUTE RATINGS OF MIDDLE SCHOOLS WITH STUDENTS LIKE OURS*

| EXCELLENT | GOOD | AVERAGE | BELOW AVERAGE | AT-RISK |
|-----------|------|---------|---------------|---------|
| 4 | 12 | 43 | 3 | 0 |

* Ratings are calculated with data available by 11/09/2011. Schools with Students Like Ours are Middle Schools with Poverty Indices of no more than 5% above or below the index for this school.

PASS PERFORMANCE

Our School Middle Schools with Students Like Ours Middle schools statewide



NAEP PERFORMANCE*

* Performance reported for SC and nation, data not available at school level. Percentages at NAEP Achievement Levels.

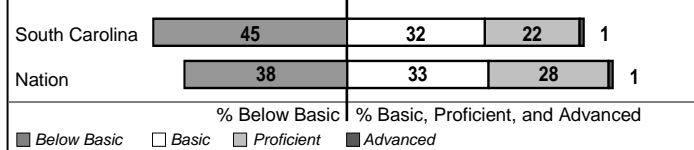
READING – GRADE 8 (2011)



MATH – GRADE 8 (2011)



SCIENCE – GRADE 8 (2009)



END OF COURSE TESTS - 2011

| % of students scoring 70 or above on: | Our Middle School | Middle Schools with Students Like Ours |
|---------------------------------------|-------------------|--|
| Algebra 1/Math for the Technologies 2 | N/A | 96.8 |
| English 1 | N/A | 96.7 |
| Biology 1/Applied Biology 2 | N/A | 86.3 |
| Physical Science | N/A | 99.5 |
| US History and the Constitution | N/A | N/A |
| All Subjects | N/A | 96.6 |

SC PERFORMANCE VISION

By 2020 all students will graduate with the knowledge and skills necessary to compete successfully in the global economy, participate in a democratic society and contribute positively as members of families and communities.

Abbreviations Key

N/A Not Applicable N/AV Not Available N/C Not Collected N/R Not Reported I/S Insufficient Sample TBD To be determined
 NI Newly Identified CSI Continuing School Improvement CA Corrective Action RP Plan to Restructure R Restructure DELAY School Improvement Status HOLD School Improvement Status

CHEROKEE TRAIL ELEMENTARY [Abbeville]

SCHOOL PROFILE

| | Our School | Change from Last Year | Middle Schools with Students Like Ours | Median Middle School |
|--|------------|-----------------------|--|----------------------|
| Students (n=449) | | | | |
| Students enrolled in high school credit courses (grades 7 & 8) | 0.0% | No Change | 24.8% | 24.5% |
| Retention rate | 1.6% | Up from 0.7% | 0.9% | 0.7% |
| Attendance rate | 95.5% | Up from 95.2% | 95.7% | 95.9% |
| Served by gifted and talented program | 16.4% | Down from 23.5% | 18.7% | 17.8% |
| With disabilities other than speech | 8.3% | Down from 11.6% | 10.1% | 9.2% |
| Older than usual for grade | 0.2% | Down from 0.5% | 2.0% | 1.5% |
| Out-of-school suspensions or expulsions for violent and/or criminal offenses | 0.4% | Down from 0.5% | 0.5% | 0.4% |
| Annual dropout rate | 0.0% | No Change | 0.0% | 0.0% |
| Teachers (n=29) | | | | |
| Teachers with advanced degrees | 72.4% | Up from 70.4% | 60.8% | 60.0% |
| Continuing contract teachers | 96.6% | Down from 100.0% | 88.5% | 82.6% |
| Teachers returning from previous year | 96.4% | Up from 93.7% | 86.3% | 85.6% |
| Teacher attendance rate | 94.7% | Down from 96.9% | 95.1% | 95.3% |
| Average teacher salary* | \$50,846 | Up 0.4% | \$46,203 | \$46,300 |
| Classes not taught by highly qualified teachers | 0.0% | No Change | 0.4% | 1.2% |
| Professional development days/teacher | 2.7 days | Down from 5.1 days | 9.7 days | 9.9 days |
| School | | | | |
| Principal's years at school | 20.0 | Up from 19.0 | 4.0 | 4.0 |
| Student-teacher ratio in core subjects | 20.7 to 1 | Down from 21.3 to 1 | 21.5 to 1 | 21.5 to 1 |
| Prime instructional time | 89.5% | Down from 91.9% | 89.7% | 90.1% |
| Opportunities in the arts | Good | No Change | Good | Good |
| SACS accreditation | Yes | No Change | Yes | Yes |
| Parents attending conferences | 100.0% | No Change | 97.8% | 98.1% |
| Character development program | Excellent | No Change | Good | Good |
| Dollars spent per pupil** | \$6,686 | Up 0.2% | \$7,461 | \$7,634 |
| Percent of expenditures for instruction** | 78.7% | Up from 77.5% | 64.1% | 64.0% |
| Percent of expenditures for teacher salaries** | 76.1% | Up from 73.2% | 61.7% | 61.2% |
| % of AYP objectives met | 90.5% | Down from 100.0% | 81.0% | 80.5% |

* Length of contract = 185+ days.

** Prior year audited financial data available.

EVALUATION RESULTS

| | Teachers | Students* | Parents* |
|--|----------|-----------|----------|
| Number of surveys returned | 29 | 84 | 28 |
| Percent satisfied with learning environment | 93.1% | 90.5% | 88.9% |
| Percent satisfied with social and physical environment | 96.6% | 91.7% | 96.4% |
| Percent satisfied with school-home relations | 92.9% | 91.6% | 92.9% |

*Only students at the highest middle school grade level at this school and their parents were included.

REPORT OF PRINCIPAL AND SCHOOL IMPROVEMENT COUNCIL

The 2010-2011 school year was another successful and exciting time for Cherokee Trail Elementary. Through the hard work of our students and the strong dedication of our teachers, Cherokee Trail Elementary was the proud recipient of a Palmetto Gold Award for Academic Performance from the State Department of Education. Cherokee Trail Elementary was honored for closing the achievement gap. This achievement was possible because of the commitment of the parents, the students, and the teachers to the educational process. We will continue to improve our academic program even in this time of school budget shortfalls. We will strive to ensure that the needs of every student at our school are addressed in a caring and professional manner.

Our students have been recognized for a variety of accomplishments during the 2010-2011 academic year. Fifteen students participated in the Duke Talent Identification Program. Our fifth grade school winner was chosen as the District Winner in the State Superintendent Writing Award Program. She was presented a plaque at the State Ceremony in Columbia in May. Several students received monetary awards in the Soil and Water Conservation Contest. The Terrific Kids Program, sponsored by the Due West Lions Club, was established this year at Cherokee Trail Elementary.

Our faculty, staff, and students volunteered their time and efforts in school-wide and community projects. In November, Cherokee Trail Elementary collected and contributed food for the annual Due West Community Thanksgiving Dinner, for the Connie Maxwell Children's Home, and for the needy families at the school. The Junior Beta Club also collected additional food for the United Ministries Abbeville Food Bank, school supplies for the Reach Rwanda fund, and money for the American Red Cross Hurricane/Tsunami Relief Fund. These projects were successful because of the willingness of our students to give to those in need.

Katrina Collins was honored to be chosen as Teacher of the Year by the faculty at Cherokee Trail Elementary. Angie Ferguson and Melanie Watson earned National Board Certification.

Our PTO and School Improvement Council are sincerely appreciated for their contributions to our school. These organizations enhanced our school with additional monetary funding. They supplied us with individuals who volunteered on a weekly basis and sponsored special student activities throughout the year.

Chester R. King, Principal
School Improvement Chairperson

Angie Nickles,

Comprehensive detail, including definitions of ratings, performance criteria, and explanations of status, is available on www.ed.sc.gov and www.eoc.sc.gov as well as school and school district websites.

Printed versions are available from school districts upon request.

Abbreviations Key

N/A Not Applicable N/AV Not Available N/C Not Collected N/R Not Reported I/S Insufficient Sample TBD To be determined

NI Newly Identified CSI Continuing School Improvement CA Corrective Action RP Plan to Restructure R Restructure DELAY School Improvement Status HOLD School Improvement Status