



SC Annual School Report Card Summary

WRIGHT MIDDLE
Abbeville
Grades: 6-8 Enrollment: 425
Principal: Barry B. Jacks
Superintendent: Dr. Ivan Randolph
Board Chair: Dr. Bill Crenshaw

PERFORMANCE

Comprehensive detail, including definitions of ratings, performance criteria, and explanations of status, is available on www.ed.sc.gov and www.eoc.sc.gov as well as school and school district websites. Printed versions are available from school districts upon request.

YEAR	ABSOLUTE RATING	GROWTH RATING	PALMETTO GOLD AND SILVER AWARD		AYP STATUS	NCLB IMPROVEMENT STATUS
			General Performance	Closing the Gap		
2011	Good	Good	TBD	TBD	Not Met	N/A
2010	Good	Good	Silver	Silver	Not Met	N/A
2009	Good	Good	Silver	N/A	Met	N/A

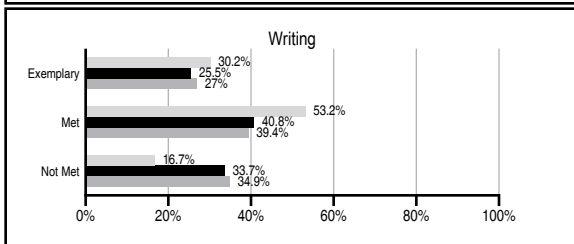
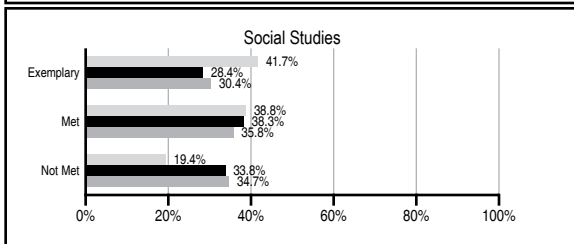
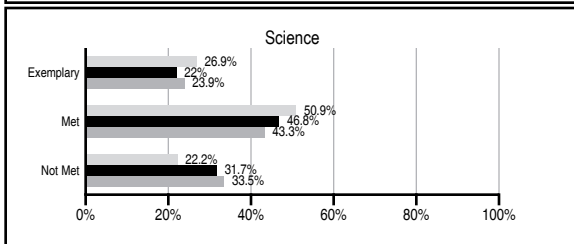
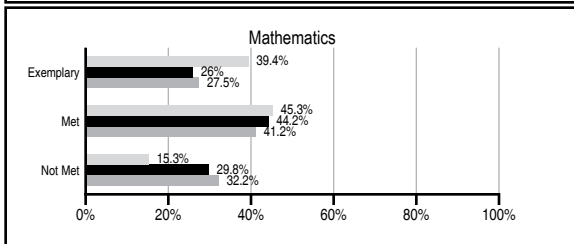
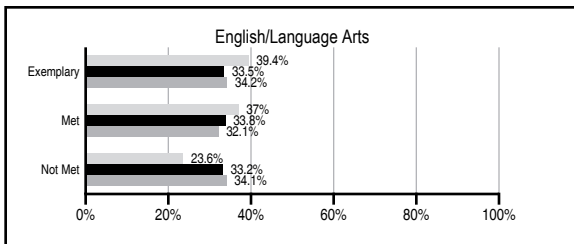
ABSOLUTE RATINGS OF MIDDLE SCHOOLS WITH STUDENTS LIKE OURS*

EXCELLENT	GOOD	AVERAGE	BELOW AVERAGE	AT-RISK
3	11	45	4	0

* Ratings are calculated with data available by 11/09/2011. Schools with Students Like Ours are Middle Schools with Poverty Indices of no more than 5% above or below the index for this school.

PASS PERFORMANCE

Our School
 Middle Schools with Students Like Ours
 Middle schools statewide



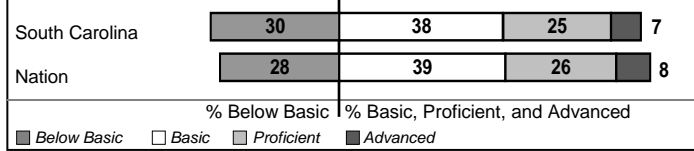
NAEP PERFORMANCE*

* Performance reported for SC and nation, data not available at school level. Percentages at NAEP Achievement Levels.

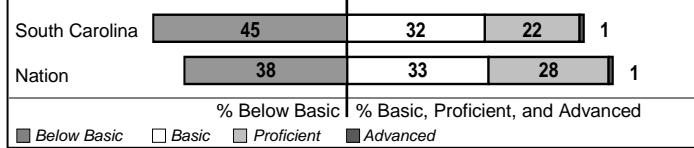
READING – GRADE 8 (2011)



MATH – GRADE 8 (2011)



SCIENCE – GRADE 8 (2009)



END OF COURSE TESTS - 2011

% of students scoring 70 or above on:	Our Middle School	Middle Schools with Students Like Ours
Algebra 1/Math for the Technologies 2	N/A	96.9
English 1	N/A	96.0
Biology 1/Applied Biology 2	N/A	90.2
Physical Science	N/A	99.0
US History and the Constitution	N/A	N/A
All Subjects	N/A	96.4

SC PERFORMANCE VISION

By 2020 all students will graduate with the knowledge and skills necessary to compete successfully in the global economy, participate in a democratic society and contribute positively as members of families and communities.

Abbreviations Key

N/A Not Applicable N/AV Not Available N/C Not Collected N/R Not Reported I/S Insufficient Sample TBD To be determined
 NI Newly Identified CSI Continuing School Improvement CA Corrective Action RP Plan to Restructure R Restructure DELAY School Improvement Status HOLD School Improvement Status

WRIGHT MIDDLE [Abbeville]

SCHOOL PROFILE

	Our School	Change from Last Year	Middle Schools with Students Like Ours	Median Middle School
Students (n=425)				
Students enrolled in high school credit courses (grades 7 & 8)	0.0%	No Change	23.3%	24.5%
Retention rate	0.5%	Up from 0.0%	0.9%	0.7%
Attendance rate	98.7%	Down from 99.1%	95.7%	95.9%
Served by gifted and talented program	12.7%	Down from 13.8%	18.3%	17.8%
With disabilities other than speech	10.3%	Down from 14.9%	10.1%	9.2%
Older than usual for grade	0.9%	Down from 1.6%	1.8%	1.5%
Out-of-school suspensions or expulsions for violent and/or criminal offenses	0.2%	Up from 0.0%	0.4%	0.4%
Annual dropout rate	0.0%	No Change	0.0%	0.0%
Teachers (n=29)				
Teachers with advanced degrees	62.1%	Up from 48.3%	58.0%	60.0%
Continuing contract teachers	89.7%	Up from 79.3%	87.5%	82.6%
Teachers returning from previous year	89.2%	Up from 86.4%	85.4%	85.6%
Teacher attendance rate	98.1%	Up from 96.3%	95.4%	95.3%
Average teacher salary*	\$45,749	Up 1.7%	\$45,841	\$46,300
Classes not taught by highly qualified teachers	0.0%	Down from 10.3%	1.1%	1.2%
Professional development days/teacher	5.0 days	Down from 5.3 days	9.9 days	9.9 days
School				
Principal's years at school	6.0	Up from 5.0	4.0	4.0
Student-teacher ratio in core subjects	18.5 to 1	Up from 17.5 to 1	21.5 to 1	21.5 to 1
Prime instructional time	96.7%	Up from 95.0%	89.8%	90.1%
Opportunities in the arts	Good	No Change	Good	Good
SACS accreditation	Yes	No Change	Yes	Yes
Parents attending conferences	100.0%	No Change	97.4%	98.1%
Character development program	Excellent	Up from Good	Good	Good
Dollars spent per pupil**	\$8,034	Up 3.4%	\$7,487	\$7,634
Percent of expenditures for instruction**	66.2%	Up from 66.0%	63.5%	64.0%
Percent of expenditures for teacher salaries**	65.5%	Up from 62.8%	60.8%	61.2%
% of AYP objectives met	85.7%	Down from 95.2%	81.0%	80.5%

* Length of contract = 185+ days.

** Prior year audited financial data available.

REPORT OF PRINCIPAL AND SCHOOL IMPROVEMENT COUNCIL

We are very pleased that for the fifth straight year we have been recognized by the Palmetto Gold and Silver Awards Committee due to outstanding academic achievement. This year we were fortunate to win the award in two different areas, general academic achievement and also for closing the academic achievement gap. Our district office personnel have been tremendously supportive of our endeavors at Wright Middle School. We are concerned, however, that charter school and voucher bills currently introduced in the legislature could have a negative impact on public education. I urge all parents to become aware of all bills related to education introduced in our legislature so that as we vote, we can all make educated choices as to who we want representing our children locally, at the state level, and nationally.

EVALUATION RESULTS

	Teachers	Students*	Parents*
Number of surveys returned	33	128	104
Percent satisfied with learning environment	100.0%	78.7%	91.3%
Percent satisfied with social and physical environment	100.0%	79.5%	92.2%
Percent satisfied with school-home relations	87.9%	83.3%	78.2%

*Only students at the highest middle school grade level at this school and their parents were included.

Comprehensive detail, including definitions of ratings, performance criteria, and explanations of status, is available on www.ed.sc.gov and www.eoc.sc.gov as well as school and school district websites.

Printed versions are available from school districts upon request.

Abbreviations Key

N/A Not Applicable N/AV Not Available N/C Not Collected N/R Not Reported I/S Insufficient Sample TBD To be determined
 NI Newly Identified CSI Continuing School Improvement CA Corrective Action RP Plan to Restructure R Restructure DELAY School Improvement Status HOLD School Improvement Status