

# SC Annual School Report Card Summary

**EARLY COLLEGE HIGH SCHOOL**  
**Horry**  
**Grades: 9-10**      **Enrollment: 188**  
**Principal: Joan Grimmert**  
**Superintendent: Dr. Cynthia Elsberry**  
**Board Chair: Will Garland**

## PERFORMANCE

Comprehensive detail, including definitions of ratings, performance criteria, and explanations of status, is available on [www.ed.sc.gov](http://www.ed.sc.gov) and [www.eoc.sc.gov](http://www.eoc.sc.gov) as well as school and school district websites. Printed versions are available from school districts upon request.

YEAR	ABSOLUTE RATING	GROWTH RATING	PALMETTO GOLD AND SILVER AWARD		AYP STATUS	NCLB IMPROVEMENT STATUS
			General Performance	Closing the Gap		
2011	N/A	N/A	TBD	TBD	Met	N/A
2010	N/A	N/A	N/A	N/A	N/A	N/A
2009	N/A	N/A	N/A	N/A	N/A	N/A

## ABSOLUTE RATINGS OF HIGH SCHOOLS WITH STUDENTS LIKE OURS\*

EXCELLENT	GOOD	AVERAGE	BELOW AVERAGE	AT-RISK
11	9	24	0	1

\*Ratings are calculated with data available by 11/09/2011. Schools with Students Like Ours are High Schools with Poverty Indices of no more than 5% above or below the index for this school.

## HIGH SCHOOL ASSESSMENT PROGRAM(HSAP) EXAM PASSAGE RATE(%): SECOND YEAR STUDENTS

	Our High School		High Schools with Students Like Ours	
	2010	2011	2010	2011
Passed 2 subtests (%)	N/A	100.0%	78.4%	75.6%
Passed 1 subtest (%)	N/A	N/A	11.4%	14.5%
Passed no subtests (%)	N/A	N/A	10.4%	10.5%

## HSAP PASSAGE RATE (%) BY SPRING 2011

	Our High School	High Schools with Students Like Ours
Passage Rate	N/A	90.7%

## ON-TIME GRADUATION RATE




	Our High School	High Schools with Students Like Ours
Number of students	N/A	267
Number of Diplomas	N/A	184
Rate (%)	N/A	72.3%

## END OF COURSE TESTS - 2011

% of students scoring 70 or above on:	Our High School	High Schools with Students Like Ours
Algebra 1/Math for the Technologies 2	100.0	74.7
English 1	95.7	61.0
Biology 1/Applied Biology 2	97.9	63.4
Physical Science	87.6	53.9
US History and the Constitution	.	42.5
All Tests	94.8	59.2

## NAEP PERFORMANCE\*

\* Performance reported for SC and nation, data not available at school level. Percentages at NAEP Achievement Levels.



## SC PERFORMANCE VISION

*By 2020 all students will graduate with the knowledge and skills necessary to compete successfully in the global economy, participate in a democratic society and contribute positively as members of families and communities.*

### Abbreviations Key

N/A Not Applicable N/AV Not Available N/C Not Collected N/R Not Reported I/S Insufficient Sample TBD To be determined  
 NI Newly Identified CSI Continuing School Improvement CA Corrective Action RP Plan to Restructure R Restructure DELAY School Improvement Status HOLD School Improvement Status

# EARLY COLLEGE HIGH SCHOOL [Horry]

## SCHOOL PROFILE

	Our School	Change from Last Year	High Schools with Students Like Ours	Median High School
<b>Students (n=188)</b>				
Retention rate	0.0%	No Change	3.8%	3.4%
Attendance rate	97.3%	Down from 97.8%	95.1%	95.0%
Served by gifted and talented program	12.0%	Down from 17.7%	13.9%	12.4%
With disabilities other than speech	3.3%	Down from 8.3%	10.6%	9.9%
Older than usual for grade	0.5%	Up from 0.0%	7.5%	7.1%
Out-of-school suspensions or expulsions for violent and/or criminal offenses	0.5%	Up from 0.0%	0.5%	0.9%
Enrolled in AP/IB programs	N/R	N/R	11.0%	13.0%
Successful on AP/IB exams	N/A	N/A	45.3%	51.7%
Eligible for LIFE Scholarship	N/R	N/R	30.0%	30.1%
Annual dropout rate	0.0%	N/A	2.9%	2.5%
Career/technology students in co-curricular organizations	0.0%	N/A	2.5%	2.9%
Enrollment in career/technology courses	75	Up from 0	372	419
Career/technology students attaining technical skills	96.0%	N/A	81.9%	83.0%
<b>Teachers (n=23)</b>				
Teachers with advanced degrees	73.9%	Down from 100.0%	60.4%	61.1%
Continuing contract teachers	60.9%	Up from 60.0%	80.4%	80.6%
Teachers returning from previous year	N/A	N/A	87.1%	86.5%
Teacher attendance rate	95.7%	Down from 95.9%	95.5%	95.5%
Average teacher salary*	\$49,282	Up 22.0%	\$46,880	\$46,884
Classes not taught by highly qualified teachers	3.8%	Up from 3.2%	1.7%	2.2%
Professional development days/teacher	18.6 days	Up from 13.1 days	10.5 days	10.0 days
<b>School</b>				
Principal's years at school	4.5	Up from 3.5	4.0	4.0
Student-teacher ratio in core subjects	12.5 to 1	Up from 6.0 to 1	26.7 to 1	26.5 to 1
Prime instructional time	92.2%	Down from 92.9%	89.6%	89.3%
Dollars spent per pupil**	\$28,892	N/A	\$7,923	\$7,804
Percent of expenditures for teacher salaries**	65.6%	N/A	58.3%	58.0%
Percent of expenditures for instruction**	75.1%	N/A	61.3%	60.6%
Opportunities in the arts	Poor	No Change	Good	Excellent
SACS accreditation	Yes	No Change	Yes	Yes
Parents attending conferences	99.0%	Down from 100.0%	97.6%	97.3%
Character development program	Excellent	Up from Average	Good	Good
% of AYP objectives met	100.0%		61.9%	65.2%

\* Length of contract = 185+ days.

\*\* Prior year audited financial data available.

## EVALUATION RESULTS

	Teachers	Students*	Parents*
Number of surveys returned	22	87	56
Percent satisfied with learning environment	100.0%	92.0%	96.4%
Percent satisfied with social and physical environment	100.0%	94.3%	96.4%
Percent satisfied with school-home relations	90.9%	90.8%	94.5%

\*Only students at the highest high school grade level at this school and their parents were included.

## REPORT OF PRINCIPAL AND SCHOOL IMPROVEMENT COUNCIL

The 2010-11 school year began the work of establishing the Early College mascot and colors. The HCS School Board approved the adoption of a new mascot, ECH Trailblazers, at the April 2011 meeting. Trailblazers was selected because students at Early College are those who strike out on a different path and have the stamina to complete high school and college classes at the same time. The school's colors were established as navy and orange.

Early College's performance on state tests continues to outpace the district and state averages. All students had earned college credits prior to the end of their sophomore year. The ECH Class of 2011 graduated with an average of 56 college credits with 40% earning an Associate of Arts degree from HGTC in May 2011. All of the graduates plan to continue their college education in the coming year including three who are joining the Armed Forces.

The HCS School Board also approved the lease of a new building for Early College to be built on the HGTC campus beside Bldg. 1000. Occupancy of the new two-story building is expected during the 2012-13 school year.

We were awarded the HCS Superintendent's Award for Service Learning for 2009-10, and all students were involved in service to the school or community during 2010-11. In addition, ECH students won first place in the state for the High School Project Citizen Showcase. One ECH team took first place for SC in the Capitol Hill Challenge Stock Market Game. ECH continues to receive AVID National Certification.

During the 2010-11 school year, several new organizations were established to include a Parent Teacher Student Organization (PTSO), a competitive bowling team, a recycling team, and the ECH Rivermonsters – our own bass fishing club.

Our community partnerships provided huge support for ECH. Our business partner BE2, provided scholarships to 4-year universities to fifteen 2011 graduates along with providing transportation for college visits and support of other enrichment activities. HGTC provided scholarships for another fourteen 2011 graduates. We offer a special thank you to Horry Georgetown Technical College for their continued support and assistance. We would also like to thank the students, parents, and community members for supporting us in reaching our goals.

Joan Grimmert, Principal  
Andrew Rosaforte, SIC Chairman

Comprehensive detail, including definitions of ratings, performance criteria, and explanations of status, is available on [www.ed.sc.gov](http://www.ed.sc.gov) and [www.eoc.sc.gov](http://www.eoc.sc.gov) as well as school and school district websites.

Printed versions are available from school districts upon request.

### Abbreviations Key

N/A Not Applicable N/AV Not Available N/C Not Collected N/R Not Reported I/S Insufficient Sample TBD To be determined  
NI Newly Identified CSI Continuing School Improvement CA Corrective Action RP Plan to Restructure R Restructure DELAY School Improvement Status HOLD School Improvement Status