

SC Annual School Report Card Summary

SOUTH CAROLINA CALVERT ACADEMY
SC Public Charter School
Grades: K-8 Enrollment: 283
Principal: Laura Blackmore
Superintendent: Dr. Wayne Brazell
Board Chair: Don McLaurin

PERFORMANCE

Comprehensive detail, including definitions of ratings, performance criteria, and explanations of status, is available on www.ed.sc.gov and www.eoc.sc.gov as well as school and school district websites. Printed versions are available from school districts upon request.

| YEAR | ABSOLUTE RATING | GROWTH RATING | PALMETTO GOLD AND SILVER AWARD | | AYP STATUS | NCLB IMPROVEMENT STATUS |
|------|-----------------|---------------|--------------------------------|-----------------|------------|-------------------------|
| | | | General Performance | Closing the Gap | | |
| 2011 | Below Average | Average | TBD | TBD | Not Met | N/A |
| 2010 | Average | At-Risk | N/A | N/A | Not Met | N/A |
| 2009 | N/A | N/A | N/A | N/A | N/A | N/A |

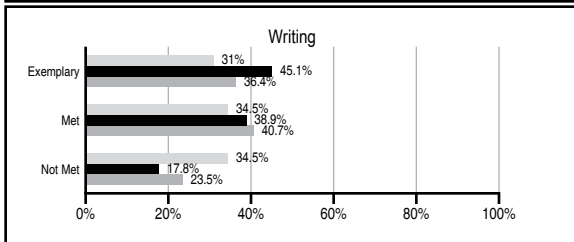
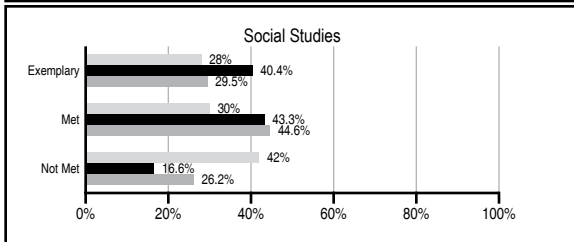
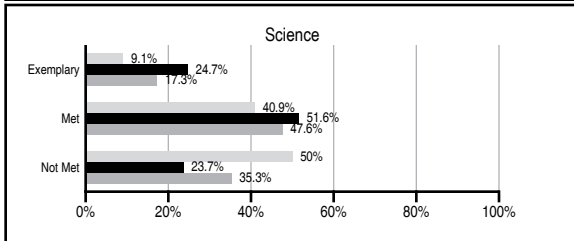
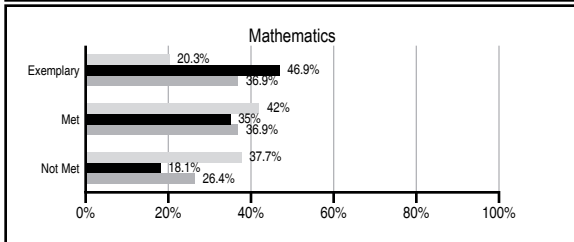
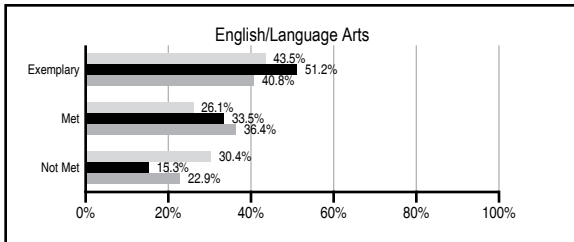
ABSOLUTE RATINGS OF ELEMENTARY SCHOOLS WITH STUDENTS LIKE OURS*

| EXCELLENT | GOOD | AVERAGE | BELOW AVERAGE | AT-RISK |
|-----------|------|---------|---------------|---------|
| 33 | 21 | 4 | 2 | 0 |

* Ratings are calculated with data available by 11/09/2011. Schools with Students Like Ours are Elementary Schools with Poverty Indices of no more than 5% above or below the index for this school.

PASS PERFORMANCE

Our School
 Elementary Schools with Students Like Ours
 Elementary schools statewide



NAEP PERFORMANCE*

* Performance reported for SC and nation, data not available at school level. Percentages at NAEP Achievement Levels.



SC PERFORMANCE VISION

By 2020 all students will graduate with the knowledge and skills necessary to compete successfully in the global economy, participate in a democratic society and contribute positively as members of families and communities.

Abbreviations Key

N/A Not Applicable N/AV Not Available N/C Not Collected N/R Not Reported I/S Insufficient Sample TBD To be determined

NI Newly Identified CSI Continuing School Improvement CA Corrective Action RP Plan to Restructure R Restructure DELAY School Improvement Status HOLD School Improvement Status

SOUTH CAROLINA CALVERT ACADEMY [SC Public

SCHOOL PROFILE

| | Our School | Change from Last Year | Elementary Schools with Students Like Ours | Median Elementary School |
|--|---------------|-----------------------|--|--------------------------|
| Students (n=283) | | | | |
| Retention rate | 0.4% | Up from 0.0% | 0.8% | 1.1% |
| Attendance rate | 99.0% | Up from 96.9% | 96.5% | 96.2% |
| Served by gifted and talented program | 0.0% | No Change | 20.8% | 13.4% |
| With disabilities other than speech | 4.7% | Down from 6.9% | 3.9% | 4.1% |
| Older than usual for grade | 4.3% | Up from 3.1% | 0.2% | 0.3% |
| Out-of-school suspensions or expulsions for violent and/or criminal offenses | 0.0% | No Change | 0.0% | 0.0% |
| Teachers (n=7) | | | | |
| Teachers with advanced degrees | 42.9% | No Change | 64.8% | 62.5% |
| Continuing contract teachers | 100.0% | Up from 14.3% | 89.5% | 88.2% |
| Teachers returning from previous year | N/A | N/A | 88.8% | 87.8% |
| Teacher attendance rate | 98.5% | N/R | 95.2% | 95.2% |
| Average teacher salary* | \$43,127 | N/A | \$48,426 | \$46,773 |
| Classes not taught by highly qualified teachers | 9.8% | Down from 25.0% | 0.0% | 0.0% |
| Professional development days/teacher | 10.0 days | Up from 2.0 days | 10.0 days | 10.5 days |
| School | | | | |
| Principal's years at school | 0.5 | Down from 1.0 | 4.3 | 4.0 |
| Student-teacher ratio in core subjects | 25.1 to 1 | Down from 27.6 to 1 | 20.5 to 1 | 19.9 to 1 |
| Prime instructional time | 97.4% | N/R | 91.1% | 90.4% |
| Opportunities in the arts | Poor | No Change | Good | Good |
| SACS accreditation | No | No Change | Yes | Yes |
| Parents attending conferences | 100.0% | No Change | 100.0% | 100.0% |
| Character development program | Below Average | Down from Good | Excellent | Excellent |
| Dollars spent per pupil** | \$5,745 | N/A | \$6,908 | \$7,447 |
| Percent of expenditures for instruction** | 58.0% | N/A | 70.5% | 68.4% |
| Percent of expenditures for teacher salaries** | 21.7% | N/A | 68.9% | 65.8% |
| % of AYP objectives met | 27.3% | Down from 55.6% | 95.2% | 90.5% |

* Length of contract = 185+ days.

** Prior year audited financial data available.

EVALUATION RESULTS

| | Teachers | Students* | Parents* |
|--|----------|-----------|----------|
| Number of surveys returned | N/A | N/A | N/A |
| Percent satisfied with learning environment | N/A | N/A | N/A |
| Percent satisfied with social and physical environment | N/A | N/A | N/A |
| Percent satisfied with school-home relations | N/A | N/A | N/A |

*Only students at the highest elementary school grade level at this school and their parents were included.

REPORT OF PRINCIPAL AND SCHOOL IMPROVEMENT COUNCIL

South Carolina Calvert Academy is pleased to serve South Carolina families with K-8 students through our innovative virtual charter school. There are many reasons for educating children outside a traditional classroom. A virtual school provides a choice for parents who want to be more directly involved in their child's education. South Carolina Calvert Academy is designed for families seeking a flexible, personalized education for their children which is custom-tailored to their individual family needs.

The South Carolina Calvert Academy virtual learning community consists of highly-qualified teachers, parents, academic and technology support teams, school administrators, and, of course, students. This team is focused on the continued academic success of the child and empowering all students to reach their full academic potential.

The foundation of the South Carolina Calvert Academy is the world-renowned, accredited Calvert School program. Calvert's curriculum has been successfully used to educate over 600,000 students for more than a century.

South Carolina Calvert Academy begins its third and exciting year of operation and continues to grow and expand. In addition to academic successes, South Carolina Calvert Academy also touts a very distinguished, highly ranked robotics team. We anticipate the addition of other such clubs and organizations within the South Carolina Calvert Academy family for the upcoming school year.

Increasing test scores and participation continues to be one of our focuses, as South Carolina Calvert Academy helps the families, students, and South Carolina achieve academic excellence.

Laura Blackmore, Interim Administrator
Pauline Sternick, Board Chair

Comprehensive detail, including definitions of ratings, performance criteria, and explanations of status, is available on www.ed.sc.gov and www.eoc.sc.gov as well as school and school district websites.

Printed versions are available from school districts upon request.

Abbreviations Key

N/A Not Applicable N/AV Not Available N/C Not Collected N/R Not Reported I/S Insufficient Sample TBD To be determined

NI Newly Identified CSI Continuing School Improvement CA Corrective Action RP Plan to Restructure R Restructure DELAY School Improvement Status HOLD School Improvement Status