



SC Annual School Report Card Summary

SC CONNECTIONS ACADEMY
SC Public Charter School
Grades: K-12 Enrollment: 2,427
Principal: Allison R. Reaves
Superintendent: Dr. Wayne Brazell
Board Chair: Don McLaurin

PERFORMANCE

Comprehensive detail, including definitions of ratings, performance criteria, and explanations of status, is available on www.ed.sc.gov and www.eoc.sc.gov as well as school and school district websites. Printed versions are available from school districts upon request.

YEAR	ABSOLUTE RATING	GROWTH RATING	PALMETTO GOLD AND SILVER AWARD		AYP STATUS	NCLB IMPROVEMENT STATUS
			General Performance	Closing the Gap		
2011	Average	Below Average	TBD	TBD	Not Met	CSI
2010	Average	Good	Silver	N/A	Not Met	NI
2009	Average	Average	N/A	N/A	Not Met	N/A

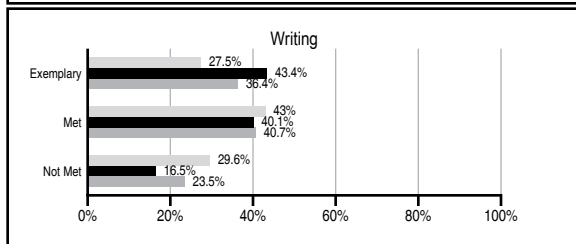
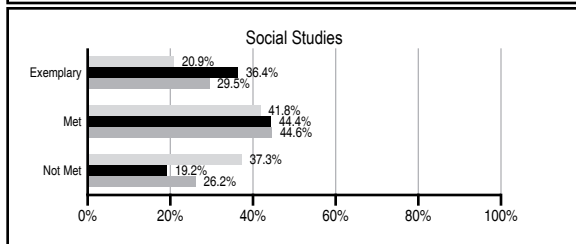
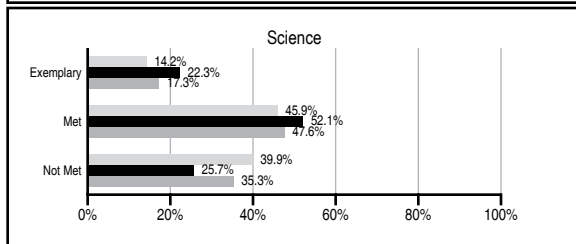
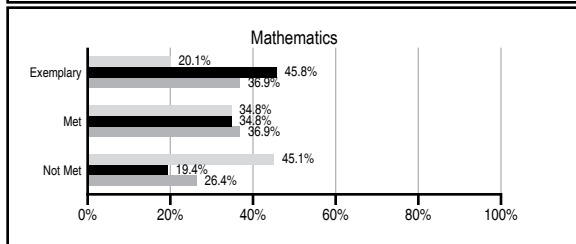
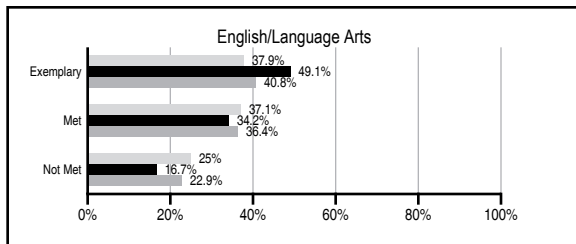
ABSOLUTE RATINGS OF ELEMENTARY SCHOOLS WITH STUDENTS LIKE OURS*

EXCELLENT	GOOD	AVERAGE	BELOW AVERAGE	AT-RISK
32	36	15	0	0

* Ratings are calculated with data available by 11/09/2011. Schools with Students Like Ours are Elementary Schools with Poverty Indices of no more than 5% above or below the index for this school.

PASS PERFORMANCE

Our School
 Elementary Schools with Students Like Ours
 Elementary schools statewide



NAEP PERFORMANCE*

* Performance reported for SC and nation, data not available at school level. Percentages at NAEP Achievement Levels.



SC PERFORMANCE VISION

By 2020 all students will graduate with the knowledge and skills necessary to compete successfully in the global economy, participate in a democratic society and contribute positively as members of families and communities.

Abbreviations Key

N/A Not Applicable N/AV Not Available N/C Not Collected N/R Not Reported I/S Insufficient Sample TBD To be determined

NI Newly Identified CSI Continuing School Improvement CA Corrective Action RP Plan to Restructure R Restructure DELAY School Improvement Status HOLD School Improvement Status

SC CONNECTIONS ACADEMY [SC Public Charter

SCHOOL PROFILE

	Our School	Change from Last Year	Elementary Schools with Students Like Ours	Median Elementary School
Students (n=2,427)				
Retention rate	4.6%	Up from 1.9%	0.9%	1.1%
Attendance rate	95.1%	Down from 96.0%	96.3%	96.2%
Served by gifted and talented program	4.9%	Down from 12.6%	20.1%	13.4%
With disabilities other than speech	6.0%	Down from 9.1%	3.6%	4.1%
Older than usual for grade	7.5%	Down from 8.3%	0.2%	0.3%
Out-of-school suspensions or expulsions for violent and/or criminal offenses	0.0%	No Change	0.0%	0.0%
Teachers (n=59)				
Teachers with advanced degrees	40.7%	Down from 45.7%	65.9%	62.5%
Continuing contract teachers	44.1%	Up from 8.7%	90.6%	88.2%
Teachers returning from previous year	N/A	N/A	90.1%	87.8%
Teacher attendance rate	98.8%	Up from 96.8%	95.1%	95.2%
Average teacher salary*	\$33,590	Down 0.1%	\$48,092	\$46,773
Classes not taught by highly qualified teachers	16.8%	Down from 29.9%	0.0%	0.0%
Professional development days/teacher	11.0 days	Down from 17.3 days	11.0 days	10.5 days
School				
Principal's years at school	2.0	Up from 1.0	5.0	4.0
Student-teacher ratio in core subjects	N/R	N/R	20.8 to 1	19.9 to 1
Prime instructional time	93.9%	Up from 92.2%	90.3%	90.4%
Opportunities in the arts	Poor	No Change	Good	Good
SACS accreditation	Yes	No Change	Yes	Yes
Parents attending conferences	100.0%	No Change	100.0%	100.0%
Character development program	Average	Up from Below Average	Excellent	Excellent
Dollars spent per pupil**	\$5,887	Up 10.5%	\$7,127	\$7,447
Percent of expenditures for instruction**	87.0%	Up from 54.0%	68.8%	68.4%
Percent of expenditures for teacher salaries**	20.5%	Up from 17.1%	66.6%	65.8%
% of AYP objectives met	68.0%	Down from 90.5%	94.7%	90.5%

* Length of contract = 185+ days.

** Prior year audited financial data available.

EVALUATION RESULTS

	Teachers	Students*	Parents*
Number of surveys returned	N/A	N/A	N/A
Percent satisfied with learning environment	N/A	N/A	N/A
Percent satisfied with social and physical environment	N/A	N/A	N/A
Percent satisfied with school-home relations	N/A	N/A	N/A

*Only students at the highest elementary school grade level at this school and their parents were included.

REPORT OF PRINCIPAL AND SCHOOL IMPROVEMENT COUNCIL

South Carolina Connections Academy (SCCA) is a pioneering, public virtual charter school that opened during the 2008-2009 school year as a member of the SC Public Charter School District. SCCA offers a premier online education to students in grades K-12 regardless of where they reside in the state. Our curriculum meets national and state standards while simultaneously meeting the personal needs of all of our students. Students progress through the program under the guidance of their Learning Coach (typically a parent or guardian) in conjunction with their highly qualified SC certified teachers. Regular interaction occurs via phone, e-mail, Field Trips and live web conferences. Student work is then submitted online for teacher review. Our user friendly Learning Management System (LMS) includes coursework, a daily planner, a grade book, attendance recorder, communication tools, a virtual library, message boards and supplemental learning programs. The LMS provides all the necessary information, at your fingertips, to successfully learn anywhere there is an internet connection. This unique system sets us apart from all other virtual charter schools.

SCCA offers advanced curriculum to Gifted and Talented students in grades 3 through 8 in Science, Math and Language Arts. These students participate in a Literature Study course using the Junior Great Books series. Teachers in our Special Education Department serve their students using the inclusion model to meet their needs in the least restrictive environment. Students required to receive speech services participate in Virtual Speech sessions. Occupational Therapy, Physical Therapy and Speech Services are also provided through contracted, certified providers.

Our high school program includes approximately 975 students across the state. The selection of courses we offer is varied and challenging. Students are able to study Foreign Languages such as Mandarin Chinese, Latin, French and Spanish. We also offer 20 Advanced Placement courses and a variety of college preparatory electives. Our graduation requirements are more rigorous than the state mandates. For example, SCCA requires that all students successfully complete a full year of health and a full year of American Government.

In an effort to create a sense of community, various Field Trips were planned statewide. This allowed students, parents and teachers to interact face-to-face. Over 100 opportunities were held during the 2010-2011 school year including museum, zoo and aquarium tours; environmental awareness activities; an arts festival featuring student work; a Field Day and Graduation.

Allison R. Reaves
SCCA Executive Director

Comprehensive detail, including definitions of ratings, performance criteria, and explanations of status, is available on www.ed.sc.gov and www.eoc.sc.gov as well as school and school district websites.

Printed versions are available from school districts upon request.

Abbreviations Key

N/A Not Applicable N/AV Not Available N/C Not Collected N/R Not Reported I/S Insufficient Sample TBD To be determined

NI Newly Identified CSI Continuing School Improvement CA Corrective Action RP Plan to Restructure R Restructure DELAY School Improvement Status HOLD School Improvement Status