



SC Annual School Report Card Summary

PLEASANT KNOLL ELEMENTARY
Fort Mill
Grades: K-5 Enrollment: 776
Principal: Travis Howard
Superintendent: Dr. James N. Epps, Jr
Board Chair: Patrick White

PERFORMANCE

Comprehensive detail, including definitions of ratings, performance criteria, and explanations of status, is available on www.ed.sc.gov and www.eoc.sc.gov as well as school and school district websites. Printed versions are available from school districts upon request.

YEAR	ABSOLUTE RATING	GROWTH RATING	PALMETTO GOLD AND SILVER AWARD		AYP STATUS	NCLB IMPROVEMENT STATUS
			General Performance	Closing the Gap		
2011	Excellent	Excellent	TBD	TBD	Met	N/A
2010	Excellent	Excellent	Gold	Silver	Met	N/A
2009	N/A	N/A	N/A	N/A	N/A	N/A

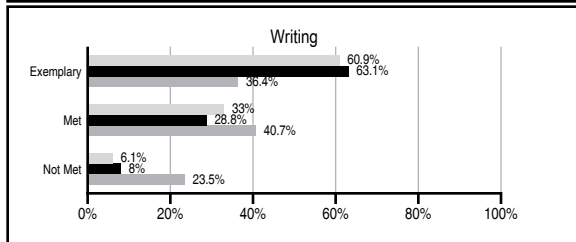
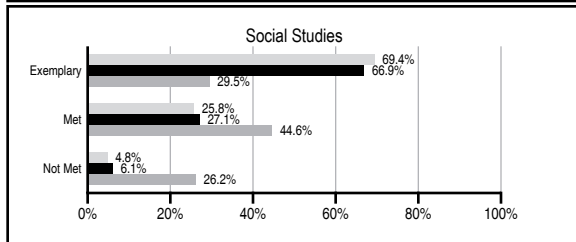
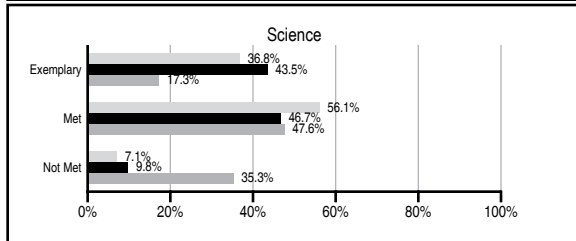
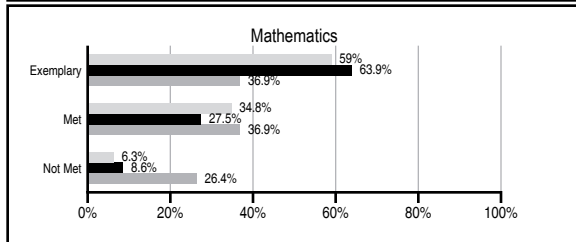
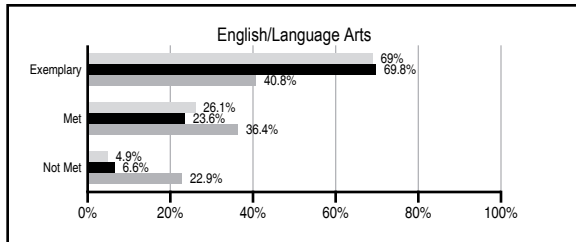
ABSOLUTE RATINGS OF ELEMENTARY SCHOOLS WITH STUDENTS LIKE OURS*

EXCELLENT	GOOD	AVERAGE	BELOW AVERAGE	AT-RISK
13	0	0	0	0

* Ratings are calculated with data available by 11/09/2011. Schools with Students Like Ours are Elementary Schools with Poverty Indices of no more than 5% above or below the index for this school.

PASS PERFORMANCE

Our School
 Elementary Schools with Students Like Ours
 Elementary schools statewide



NAEP PERFORMANCE*

* Performance reported for SC and nation, data not available at school level. Percentages at NAEP Achievement Levels.



SC PERFORMANCE VISION

By 2020 all students will graduate with the knowledge and skills necessary to compete successfully in the global economy, participate in a democratic society and contribute positively as members of families and communities.

Abbreviations Key

N/A Not Applicable N/AV Not Available N/C Not Collected N/R Not Reported I/S Insufficient Sample TBD To be determined

NI Newly Identified CSI Continuing School Improvement CA Corrective Action RP Plan to Restructure R Restructure DELAY School Improvement Status HOLD School Improvement Status

PLEASANT KNOLL ELEMENTARY [Fort Mill]

SCHOOL PROFILE

	Our School	Change from Last Year	Elementary Schools with Students Like Ours	Median Elementary School
Students (n=776)				
Retention rate	0.3%	Up from 0.0%	0.4%	1.1%
Attendance rate	96.6%	Down from 97.1%	96.8%	96.2%
Served by gifted and talented program	27.1%	Up from 24.0%	41.0%	13.4%
With disabilities other than speech	3.0%	Down from 3.3%	2.3%	4.1%
Older than usual for grade	0.0%	No Change	0.1%	0.3%
Out-of-school suspensions or expulsions for violent and/or criminal offenses	0.0%	Down from 0.1%	0.0%	0.0%
Teachers (n=49)				
Teachers with advanced degrees	69.4%	Up from 61.9%	66.0%	62.5%
Continuing contract teachers	89.8%	Up from 81.0%	87.5%	88.2%
Teachers returning from previous year	N/A	N/A	87.6%	87.8%
Teacher attendance rate	96.0%	Up from 94.7%	95.4%	95.2%
Average teacher salary*	\$46,822	Up 5.3%	\$49,087	\$46,773
Classes not taught by highly qualified teachers	0.0%	No Change	0.0%	0.0%
Professional development days/teacher	11.0 days	Up from 7.8 days	10.7 days	10.5 days
School				
Principal's years at school	2.0	Up from 1.0	3.0	4.0
Student-teacher ratio in core subjects	21.6 to 1	Up from 20.4 to 1	21.6 to 1	19.9 to 1
Prime instructional time	90.4%	Down from 90.6%	91.4%	90.4%
Opportunities in the arts	Good	No Change	Good	Good
SACS accreditation	Yes	No Change	Yes	Yes
Parents attending conferences	99.0%	Down from 99.8%	99.9%	100.0%
Character development program	Good	Up from Average	Excellent	Excellent
Dollars spent per pupil**	\$5,837	N/A	\$6,801	\$7,447
Percent of expenditures for instruction**	73.8%	N/A	70.4%	68.4%
Percent of expenditures for teacher salaries**	72.5%	N/A	70.6%	65.8%
% of AYP objectives met	100.0%	No Change	100.0%	90.5%

* Length of contract = 185+ days.

** Prior year audited financial data available.

EVALUATION RESULTS

	Teachers	Students*	Parents*
Number of surveys returned	41	116	94
Percent satisfied with learning environment	100.0%	90.5%	96.8%
Percent satisfied with social and physical environment	100.0%	93.1%	96.7%
Percent satisfied with school-home relations	100.0%	92.2%	95.6%

*Only students at the highest elementary school grade level at this school and their parents were included.

REPORT OF PRINCIPAL AND SCHOOL IMPROVEMENT COUNCIL

"Year Two" was a huge success for the Panther Family. Our community agreement for 2010-11 school year was "Be a S.T.A.R. at PKES." Our students, teachers, and parents focused on demonstrating the leadership skills of Sincerity, Tolerance, Achievement, and Responsibility (S.T.A.R.). This focus set the tone for a positive and productive learning environment for all of our community members and was recognized by those both inside and outside of the Panther Family. In order for us to fulfill our vision of developing and supporting a sense of community within each child, parent, and faculty member, we recognized S.T.A.R. behavior through Student of the Week, Student of the Month, and our Blue Wall of Fame recognitions.

During this school year, we were recognized for excellence in a number of areas. We received an absolute performance rating of Excellent and a growth rating of Excellent on our first state report card. As a result of our ratings, we earned a Palmetto Gold Award for general PASS performance, which is the highest academic honor recognized by the State Department of Education. We also received a Palmetto Silver Award for Closing the Achievement Gap for historically under-performing students. Our school had a successful accreditation visit and maintains an "All Clear" status from the State Department of Education for having highly qualified teachers in each classroom.

Our students, faculty, and parents have continued on their path to being leaders in our building. Our fifth grade students demonstrated leadership skills through participation in drama, publishing, movie making, music activities, and tutoring. Learning Clubs such as art, community patrol, dance, chorus, news crew, newspaper, recycling, and writing offered additional leadership and enrichment opportunities for our students. The faculty at PKES continues to demonstrate leadership by implementing a dynamic curriculum and innovative programs such as the Daily Five framework, differentiation strategies, and Response to Intervention strategies. Our hardworking PTO continues to support our school through funding our summer tutorial program, classroom supplies and materials, landscaping projects, field trips, and teacher appreciation gifts.

With the support of a strong PTO, School Improvement Council, and parent volunteers, we are looking forward to a successful "Year Three" at Pleasant Knoll Elementary. Travis Howard, Principal
Jean Piermattei, SIC Chair

Comprehensive detail, including definitions of ratings, performance criteria, and explanations of status, is available on www.ed.sc.gov and www.eoc.sc.gov as well as school and school district websites.

Printed versions are available from school districts upon request.

Abbreviations Key

N/A Not Applicable N/AV Not Available N/C Not Collected N/R Not Reported I/S Insufficient Sample TBD To be determined

NI Newly Identified CSI Continuing School Improvement CA Corrective Action RP Plan to Restructure R Restructure DELAY School Improvement Status HOLD School Improvement Status