



SC Annual School Report Card Summary

ORCHARD PARK ELEMENTARY
Fort Mill
Grades: K-5 Enrollment: 781
Principal: Linda D. Locklier
Superintendent: Dr. James N. Epps, Jr
Board Chair: Patrick White

PERFORMANCE

Comprehensive detail, including definitions of ratings, performance criteria, and explanations of status, is available on www.ed.sc.gov and www.eoc.sc.gov as well as school and school district websites. Printed versions are available from school districts upon request.

YEAR	ABSOLUTE RATING	GROWTH RATING	PALMETTO GOLD AND SILVER AWARD		AYP STATUS	NCLB IMPROVEMENT STATUS
			General Performance	Closing the Gap		
2011	Excellent	Excellent	TBD	TBD	Met	N/A
2010	Excellent	Excellent	Gold	N/A	Met	N/A
2009	Excellent	Excellent	Gold	Silver	Met	N/A

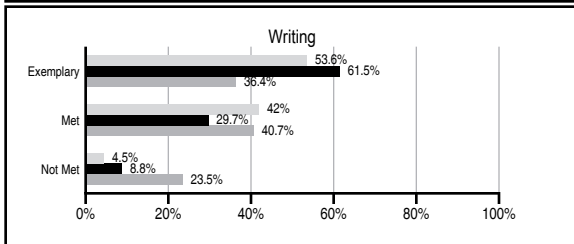
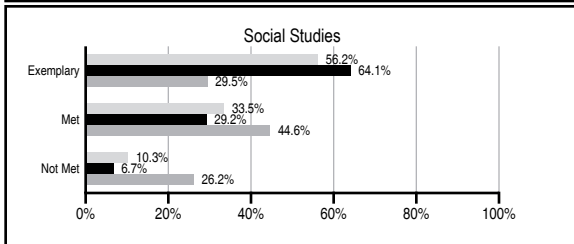
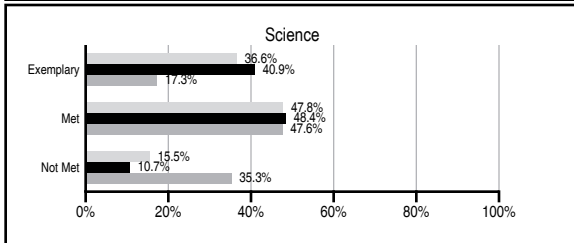
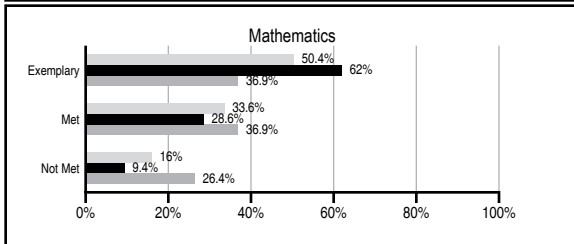
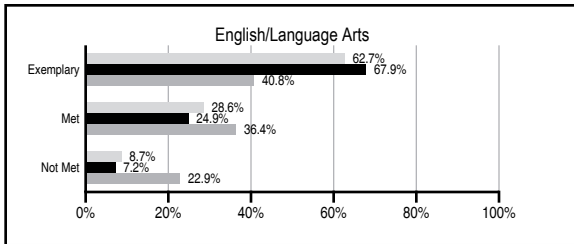
ABSOLUTE RATINGS OF ELEMENTARY SCHOOLS WITH STUDENTS LIKE OURS*

EXCELLENT	GOOD	AVERAGE	BELOW AVERAGE	AT-RISK
15	0	0	0	0

* Ratings are calculated with data available by 11/09/2011. Schools with Students Like Ours are Elementary Schools with Poverty Indices of no more than 5% above or below the index for this school.



PASS PERFORMANCE

Our School
 Elementary Schools with Students Like Ours
 Elementary schools statewide



NAEP PERFORMANCE*

* Performance reported for SC and nation, data not available at school level. Percentages at NAEP Achievement Levels.



SC PERFORMANCE VISION

By 2020 all students will graduate with the knowledge and skills necessary to compete successfully in the global economy, participate in a democratic society and contribute positively as members of families and communities.

Abbreviations Key

N/A Not Applicable N/AV Not Available N/C Not Collected N/R Not Reported I/S Insufficient Sample TBD To be determined

NI Newly Identified CSI Continuing School Improvement CA Corrective Action RP Plan to Restructure R Restructure DELAY School Improvement Status HOLD School Improvement Status

ORCHARD PARK ELEMENTARY [Fort Mill]

SCHOOL PROFILE

	Our School	Change from Last Year	Elementary Schools with Students Like Ours	Median Elementary School
Students (n=781)				
Retention rate	0.6%	Down from 0.8%	0.5%	1.1%
Attendance rate	96.6%	Down from 96.9%	96.8%	96.2%
Served by gifted and talented program	28.9%	Up from 27.9%	39.9%	13.4%
With disabilities other than speech	2.7%	Down from 5.6%	2.7%	4.1%
Older than usual for grade	0.1%	Down from 0.2%	0.1%	0.3%
Out-of-school suspensions or expulsions for violent and/or criminal offenses	0.0%	No Change	0.0%	0.0%
Teachers (n=47)				
Teachers with advanced degrees	66.0%	Down from 67.3%	66.0%	62.5%
Continuing contract teachers	91.5%	Up from 87.8%	89.6%	88.2%
Teachers returning from previous year	85.8%	Down from 86.3%	89.3%	87.8%
Teacher attendance rate	94.6%	Down from 94.7%	95.0%	95.2%
Average teacher salary*	\$49,918	Down 2.6%	\$49,087	\$46,773
Classes not taught by highly qualified teachers	2.4%	Down from 5.5%	0.0%	0.0%
Professional development days/teacher	8.7 days	Down from 9.0 days	10.7 days	10.5 days
School				
Principal's years at school	10.0	Up from 9.0	4.0	4.0
Student-teacher ratio in core subjects	19.9 to 1	Up from 18.3 to 1	21.6 to 1	19.9 to 1
Prime instructional time	90.2%	Down from 90.8%	91.2%	90.4%
Opportunities in the arts	Good	No Change	Good	Good
SACS accreditation	Yes	No Change	Yes	Yes
Parents attending conferences	99.0%	Up from 97.0%	100.0%	100.0%
Character development program	Good	Down from Excellent	Excellent	Excellent
Dollars spent per pupil**	\$6,353	Up 5.7%	\$6,801	\$7,447
Percent of expenditures for instruction**	74.8%	Down from 77.2%	70.4%	68.4%
Percent of expenditures for teacher salaries**	73.5%	Down from 74.6%	70.6%	65.8%
% of AYP objectives met	100.0%	No Change	100.0%	90.5%

* Length of contract = 185+ days.

** Prior year audited financial data available.

EVALUATION RESULTS

	Teachers	Students*	Parents*
Number of surveys returned	47	112	83
Percent satisfied with learning environment	93.3%	87.5%	94.0%
Percent satisfied with social and physical environment	93.6%	92.0%	93.9%
Percent satisfied with school-home relations	91.3%	92.0%	88.0%

*Only students at the highest elementary school grade level at this school and their parents were included.

REPORT OF PRINCIPAL AND SCHOOL IMPROVEMENT COUNCIL

The mission of Orchard Park Elementary School is to put children first by providing quality instruction in a caring environment where all students are recognized as individuals and are educated to their greatest potential. Through collaboration with home, school, and community, our children will become independent learners and responsible citizens.

Every child is encouraged to "Soar High With Pride" at Orchard Park, and the 781 pupils have had many opportunities to develop their talents. Community service was an important endeavor as students collected food for the Fort Mill Care Center, raised \$7,971 for Jump Rope for Heart and supported the holiday Angel Tree. The Environmental Club was recognized as the York County Environmental Student Group of the Year. Individuals with interest participated in the School Patrol, The Breakfast Club, Marathon Club, Book Buddies, Junior Achievement's Biztown, Accelerated Reader, WEE Deliver, Recorder Club, Girls on the Run, Student of the Month, Math Maniacs, the OPES news and the newly organized Chess Clubs. The developmental guidance program emphasized character traits monthly. Pupil achievement and attendance were recognized in the Math Maniac and Student of the Month awards. The school was honored with its 9th consecutive Palmetto Gold Award. In September, the district and school received an excellent rating from the AdvancED accreditation group.

Even though two staff development days were lost to furloughs, the faculty completed an investigation of Response to Intervention, worked through a restructuring of the program for Gifted/Talented Math and Science, participated in team building activities and two bullying awareness programs, took part in monthly technology workshops, and attended Phonics Dance professional development. Fourteen teachers are presently National Board Certified, and an additional seven earned Gifted/Talented endorsements this year.

As our support staff continues to shrink due to financial constraints and class size continues to climb, the PTO and School Improvement Council have provided vital assistance. These groups have joined us for problem solving, child care for Curriculum Nights, grounds beautification, the organization of Cultural Arts Day and a Booster-thon, the purchase of classroom supplies as well as a poster maker and a supplemental math technology program, and provided assistance for the Ten Year Birthday Bash. As we face several more lean budget years, we wish to thank our partners in education: our parents, district administrators and school board, local businesses, and community organizations who continue to provide support. In 2011-2012, we anticipate continued growth as we strive to develop lifelong learners at Orchard Park. For additional information, visit our website at www.fort-mill.k12.sc.us/OPES

Linda Locklier, Principal Brad Lower, SIC Chairperson

Comprehensive detail, including definitions of ratings, performance criteria, and explanations of status, is available on www.ed.sc.gov and www.eoc.sc.gov as well as school and school district websites.

Printed versions are available from school districts upon request.

Abbreviations Key

N/A Not Applicable N/AV Not Available N/C Not Collected N/R Not Reported I/S Insufficient Sample TBD To be determined

NI Newly Identified CSI Continuing School Improvement CA Corrective Action RP Plan to Restructure R Restructure DELAY School Improvement Status HOLD School Improvement Status