

# SC Annual School Report Card Summary

**GOLD HILL ELEMENTARY**  
**Fort Mill**  
**Grades: K-5** Enrollment: 832  
**Principal: Mrs. Terry Brewer**  
**Superintendent: Dr. James N. Epps, Jr**  
**Board Chair: Patrick White**

## PERFORMANCE

Comprehensive detail, including definitions of ratings, performance criteria, and explanations of status, is available on [www.ed.sc.gov](http://www.ed.sc.gov) and [www.eoc.sc.gov](http://www.eoc.sc.gov) as well as school and school district websites. Printed versions are available from school districts upon request.

YEAR	ABSOLUTE RATING	GROWTH RATING	PALMETTO GOLD AND SILVER AWARD		AYP STATUS	NCLB IMPROVEMENT STATUS
			General Performance	Closing the Gap		
2011	Excellent	Excellent	TBD	TBD	Met	N/A
2010	Excellent	Excellent	Gold	N/A	Met	N/A
2009	Excellent	Excellent	Gold	N/A	Met	N/A

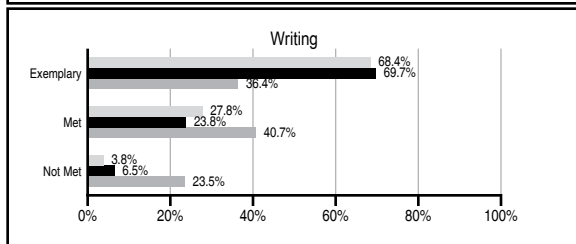
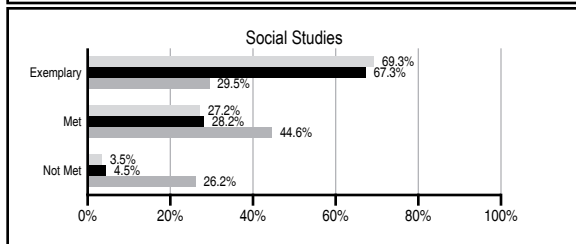
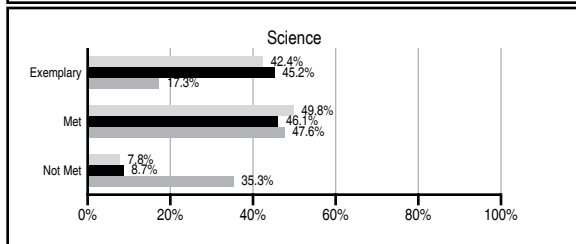
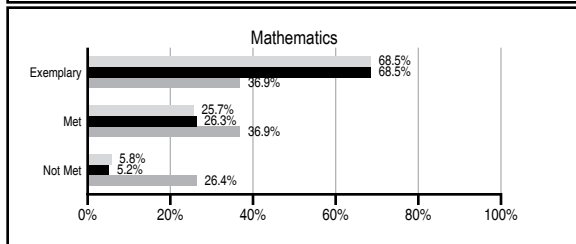
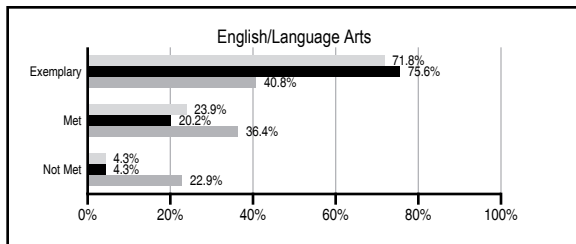
## ABSOLUTE RATINGS OF ELEMENTARY SCHOOLS WITH STUDENTS LIKE OURS\*

EXCELLENT	GOOD	AVERAGE	BELOW AVERAGE	AT-RISK
7	0	0	0	0

\* Ratings are calculated with data available by 11/09/2011. Schools with Students Like Ours are Elementary Schools with Poverty Indices of no more than 5% above or below the index for this school.

## PASS PERFORMANCE

Our School
  Elementary Schools with Students Like Ours
  Elementary schools statewide



## NAEP PERFORMANCE\*

\* Performance reported for SC and nation, data not available at school level. Percentages at NAEP Achievement Levels.



## SC PERFORMANCE VISION

*By 2020 all students will graduate with the knowledge and skills necessary to compete successfully in the global economy, participate in a democratic society and contribute positively as members of families and communities.*

### Abbreviations Key

N/A Not Applicable N/AV Not Available N/C Not Collected N/R Not Reported I/S Insufficient Sample TBD To be determined

NI Newly Identified CSI Continuing School Improvement CA Corrective Action RP Plan to Restructure R Restructure DELAY School Improvement Status HOLD School Improvement Status

# GOLD HILL ELEMENTARY [Fort Mill]

## SCHOOL PROFILE

	Our School	Change from Last Year	Elementary Schools with Students Like Ours	Median Elementary School
<b>Students (n=832)</b>				
Retention rate	0.6%	Up from 0.1%	0.6%	1.1%
Attendance rate	96.5%	Down from 96.7%	96.9%	96.2%
Served by gifted and talented program	32.8%	Up from 32.1%	40.1%	13.4%
With disabilities other than speech	1.9%	Down from 5.7%	1.9%	4.1%
Older than usual for grade	0.0%	Down from 0.3%	0.0%	0.3%
Out-of-school suspensions or expulsions for violent and/or criminal offenses	0.0%	No Change	0.0%	0.0%
<b>Teachers (n=52)</b>				
Teachers with advanced degrees	63.5%	Up from 62.5%	62.5%	62.5%
Continuing contract teachers	86.5%	Up from 85.7%	84.9%	88.2%
Teachers returning from previous year	84.5%	Down from 85.9%	85.4%	87.8%
Teacher attendance rate	95.7%	Down from 95.8%	95.7%	95.2%
Average teacher salary*	\$48,207	Down 3.4%	\$48,207	\$46,773
Classes not taught by highly qualified teachers	0.0%	No Change	0.0%	0.0%
Professional development days/teacher	11.7 days	Up from 7.7 days	7.9 days	10.5 days
<b>School</b>				
Principal's years at school	10.0	Up from 9.0	7.0	4.0
Student-teacher ratio in core subjects	21.4 to 1	Up from 19.6 to 1	21.4 to 1	19.9 to 1
Prime instructional time	90.9%	Down from 92.0%	92.0%	90.4%
Opportunities in the arts	Good	No Change	Good	Good
SACS accreditation	Yes	No Change	No	Yes
Parents attending conferences	100.0%	Up from 98.9%	100.0%	100.0%
Character development program	Excellent	No Change	Excellent	Excellent
Dollars spent per pupil**	\$6,298	Down 11.3%	\$7,971	\$7,447
Percent of expenditures for instruction**	75.4%	Down from 76.7%	65.7%	68.4%
Percent of expenditures for teacher salaries**	74.0%	Up from 73.3%	64.6%	65.8%
% of AYP objectives met	100.0%	No Change	100.0%	90.5%

\* Length of contract = 185+ days.

\*\* Prior year audited financial data available.

## EVALUATION RESULTS

	Teachers	Students*	Parents*
Number of surveys returned	37	151	122
Percent satisfied with learning environment	97.3%	90.7%	96.7%
Percent satisfied with social and physical environment	100.0%	92.1%	97.5%
Percent satisfied with school-home relations	100.0%	96.7%	94.2%

\*Only students at the highest elementary school grade level at this school and their parents were included.

Comprehensive detail, including definitions of ratings, performance criteria, and explanations of status, is available on [www.ed.sc.gov](http://www.ed.sc.gov) and [www.eoc.sc.gov](http://www.eoc.sc.gov) as well as school and school district websites.

Printed versions are available from school districts upon request.

## REPORT OF PRINCIPAL AND SCHOOL IMPROVEMENT COUNCIL

Gold Hill Elementary School (GHES) is a K- 5 grade school serving about 850 students. Due to the high enrollment that GHES is experiencing, the school has continued to have an enrollment freeze for this school year. Our mission states:

Gold Hill Elementary School, in partnership with its students, parents, community, and the Fort Mill School District, will

Guide learning opportunities in a safe and nurturing environment

Have high expectations to encourage one's personal best

Engage students in progressive and challenging lessons

Stay student focused by making all decisions based on "what is best for students."

Using the Fort Mill School District Strategic Plan and the GHES School Improvement Plan, our School Improvement Council, PTA, faculty, and staff worked together to establish goals for improvement for this school year.

Helping every student achieve the level of proficient on our state's Palmetto Assessment of State Standards (PASS), expanding the Junior Achievement Program to help young people be more successful in a global economy, incorporating the use of engaging curriculum with Engineering Is Elementary, and utilizing data to make instructional decisions were just a few of our goals for the year.

GHES is fully accredited by the Southern Association of Colleges and Schools (SACS) and maintains an "All Clear" status from the State Department of Education. For the tenth year in a row, the school earned the Palmetto Gold Award. GHES was recognized as the 2010-2011 Junior Achievement School of the Year. Students demonstrated service learning through such projects as sponsoring the collection of canned food for the Fort Mill Care Center, collecting pledges for Jump Rope for Heart, raising money for Heifer International Service Learning Project, and collecting materials and supplies for the York County Humane Society. Special programs and initiatives such as the Health and Fitness Club, the Art and Technology Clubs, the Random Acts of Kindness Club, the Storytelling Club, Buzzy Beats, Hornets in Harmony, Accelerated Reader, Math Superstars, and the Academically Gifted Program give students more opportunities in advancing their skills. The Measures of Academic Progress (MAP) testing program is providing valuable information about the learning strengths and needs of our students. Compass Odyssey, a curriculum support and enrichment program which utilizes computers, helps to differentiate instruction and provide intervention, extension, and support for our students. Our PTA raised funds to buy Engineering Is Elementary kits, birthday books for students, books for classroom libraries, student agendas, a climbing wall for the gym, five guitars, and funded numerous teacher requests for supplies and materials.

We will continue to assess our strengths and weaknesses as part of our self-study for school improvement and SACS accreditation. The school will continue to set new goals for improved student performance and will continue to focus attention on student achievement, teacher quality, parent involvement, safety, technology advancements, health and wellness, and character education. We look forward to many successes as we continue to fulfill the mission of GHES.

Terry Brewer, Principal; and Laura Lewis, School Improvement Council Chairperson

### Abbreviations Key

N/A Not Applicable N/AV Not Available N/C Not Collected N/R Not Reported I/S Insufficient Sample TBD To be determined

NI Newly Identified CSI Continuing School Improvement CA Corrective Action RP Plan to Restructure R Restructure DELAY School Improvement Status HOLD School Improvement Status