



# SC Annual School Report Card Summary

**FORT MILL ELEMENTARY**  
Fort Mill

Grades: K-5

Enrollment: 766

Principal: Karen H. Helms

Superintendent: Dr. James N. Epps, Jr

Board Chair: Patrick White

## PERFORMANCE

Comprehensive detail, including definitions of ratings, performance criteria, and explanations of status, is available on [www.ed.sc.gov](http://www.ed.sc.gov) and [www.eoc.sc.gov](http://www.eoc.sc.gov) as well as school and school district websites. Printed versions are available from school districts upon request.

YEAR	ABSOLUTE RATING	GROWTH RATING	PALMETTO GOLD AND SILVER AWARD		AYP STATUS	NCLB IMPROVEMENT STATUS
			General Performance	Closing the Gap		
2011	Excellent	Excellent	TBD	TBD	Met	N/A
2010	Excellent	Excellent	Gold	N/A	Met	N/A
2009	Excellent	Good	Gold	N/A	Met	N/A

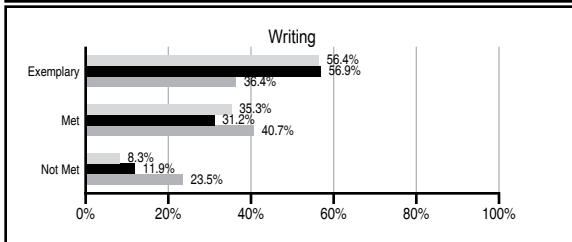
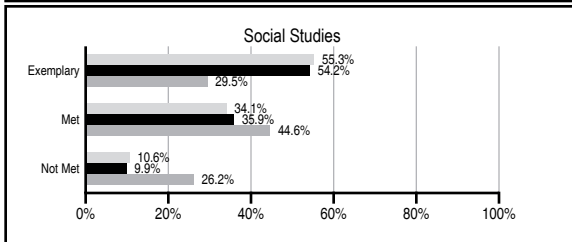
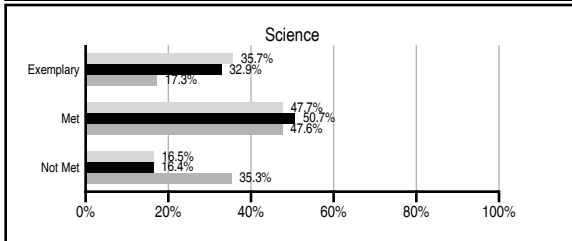
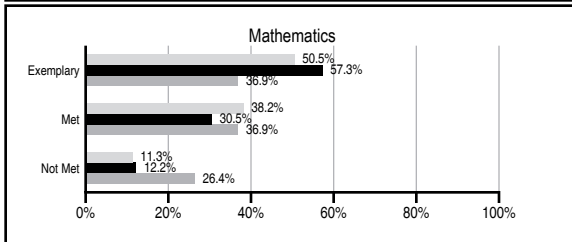
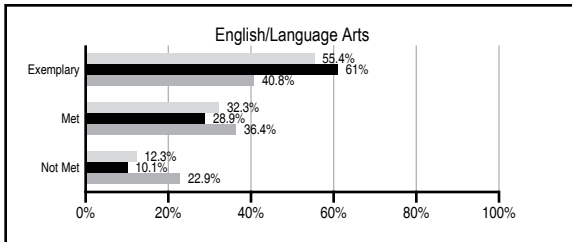
## ABSOLUTE RATINGS OF ELEMENTARY SCHOOLS WITH STUDENTS LIKE OURS\*

EXCELLENT	GOOD	AVERAGE	BELOW AVERAGE	AT-RISK
22	1	0	0	0

\* Ratings are calculated with data available by 11/09/2011. Schools with Students Like Ours are Elementary Schools with Poverty Indices of no more than 5% above or below the index for this school.



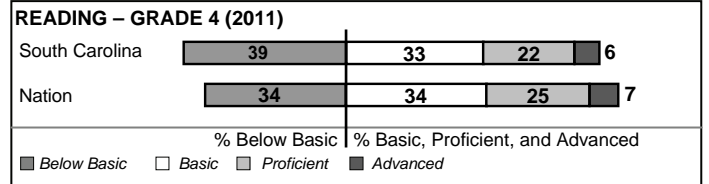
## PASS PERFORMANCE

Our School
  Elementary Schools with Students Like Ours
  Elementary schools statewide



## NAEP PERFORMANCE\*

\* Performance reported for SC and nation, data not available at school level. Percentages at NAEP Achievement Levels.



## SC PERFORMANCE VISION

*By 2020 all students will graduate with the knowledge and skills necessary to compete successfully in the global economy, participate in a democratic society and contribute positively as members of families and communities.*

### Abbreviations Key

N/A Not Applicable N/AV Not Available N/C Not Collected N/R Not Reported I/S Insufficient Sample TBD To be determined

NI Newly Identified CSI Continuing School Improvement CA Corrective Action RP Plan to Restructure R Restructure DELAY School Improvement Status HOLD School Improvement Status

# FORT MILL ELEMENTARY [Fort Mill]

## SCHOOL PROFILE

	Our School	Change from Last Year	Elementary Schools with Students Like Ours	Median Elementary School
<b>Students (n=766)</b>				
Retention rate	1.1%	Up from 0.4%	0.8%	1.1%
Attendance rate	96.6%	No Change	96.7%	96.2%
Served by gifted and talented program	25.8%	Up from 23.0%	31.1%	13.4%
With disabilities other than speech	3.7%	Down from 7.6%	3.0%	4.1%
Older than usual for grade	0.0%	No Change	0.0%	0.3%
Out-of-school suspensions or expulsions for violent and/or criminal offenses	0.0%	No Change	0.0%	0.0%
<b>Teachers (n=53)</b>				
Teachers with advanced degrees	58.5%	Up from 55.4%	68.4%	62.5%
Continuing contract teachers	96.2%	Down from 96.4%	92.3%	88.2%
Teachers returning from previous year	85.1%	Down from 85.7%	90.3%	87.8%
Teacher attendance rate	94.1%	Up from 93.6%	94.8%	95.2%
Average teacher salary*	\$47,461	Down 3.7%	\$48,474	\$46,773
Classes not taught by highly qualified teachers	0.0%	No Change	0.0%	0.0%
Professional development days/teacher	14.0 days	Up from 11.1 days	10.8 days	10.5 days
<b>School</b>				
Principal's years at school	10.0	Up from 9.0	5.0	4.0
Student-teacher ratio in core subjects	14.5 to 1	Down from 17.3 to 1	21.3 to 1	19.9 to 1
Prime instructional time	89.3%	Up from 88.8%	91.1%	90.4%
Opportunities in the arts	Good	No Change	Good	Good
SACS accreditation	Yes	No Change	Yes	Yes
Parents attending conferences	99.5%	Down from 100.0%	100.0%	100.0%
Character development program	Good	No Change	Excellent	Excellent
Dollars spent per pupil**	\$6,293	Down 1.2%	\$6,486	\$7,447
Percent of expenditures for instruction**	75.7%	Down from 75.9%	70.2%	68.4%
Percent of expenditures for teacher salaries**	74.5%	Up from 74.1%	69.2%	65.8%
% of AYP objectives met	100.0%	No Change	100.0%	90.5%

\* Length of contract = 185+ days.

\*\* Prior year audited financial data available.

## EVALUATION RESULTS

	Teachers	Students*	Parents*
Number of surveys returned	53	131	98
Percent satisfied with learning environment	98.0%	90.8%	94.8%
Percent satisfied with social and physical environment	100.0%	93.1%	93.9%
Percent satisfied with school-home relations	98.1%	91.6%	91.8%

\*Only students at the highest elementary school grade level at this school and their parents were included.

## REPORT OF PRINCIPAL AND SCHOOL IMPROVEMENT COUNCIL

At FMES, student performance is at the center of all efforts. Our school met 21 of 21 school objectives toward Adequate Yearly Progress. FMES received an "Excellent" Absolute Performance rating for 2010. In grades 3-5, 242 students qualified for the All-Semester Homework Team Celebration, completing all of their homework during one or both semesters during the year.

The school year saw the implementation of some new programs. We implemented strategies from our new School Improvement Plan. Our School Improvement Council established new goals and sub-committees. "Bee Notes" were instituted to enhance school-home communications. The leveled bookroom materials were inventoried and categorized for efficient teacher usage. Benchmark assessments were created for students in grades 3-5. A book study was conducted regarding the closing of the achievement gap. Leveled Literacy Instruction was expanded. A variety of faculty fitness activities were offered, as well.

Continuing efforts included teachers being able to use collaborative planning time to improve the content and flow of lessons. A Thinking Maps Parent Night was offered. Spring and fall dances, Sunshine Readers, Backpack Readers, History In a Backpack, the Archery Program, book fairs, faculty luncheons, Career Day, Junior Achievement, Peer Buddies for Reading, and Girls on the Run were continued, as well. Hats off, too, to our dedicated Safety Patrol students, who endured extreme weather many days to serve their classmates!

Our active PTO was instrumental in supporting our school by providing shade for the playgrounds, hosting the Boosterthon Fun Run, and hosting the family dances. We are especially excited about the funding provided for the CompassLearning Odyssey Program! The generous community service of our children was demonstrated through many outreach events and fundraisers including projects for the Humane Society, Juvenile Diabetes Research Foundation, Fort Mill Care Center, Jump Rope for Heart, and a toy drive with the Fort Mill Police Department at Christmas. These activities are critical to ensure that our children increase their community awareness and to show them how their efforts at any and every age impact the community.

"The mission of Fort Mill Elementary School and its community is to provide a quality education for our students. This process includes establishing a foundation for life-long learners who are responsible individuals and confident problem solvers in an ever-changing world." We expect to improve and to grow as we continue the high level of education we have provided in the past, despite funding and staffing challenges. Deepest appreciation is expressed to our district administration, School Board, school faculty and community, incredible parent volunteer force, our fabulous PTO, and you! We cannot do this without each and every one of you.

Damon Cortez, SIC Chairperson      Karen Helms, Principal

Comprehensive detail, including definitions of ratings, performance criteria, and explanations of status, is available on [www.ed.sc.gov](http://www.ed.sc.gov) and [www.eoc.sc.gov](http://www.eoc.sc.gov) as well as school and school district websites.

Printed versions are available from school districts upon request.

### Abbreviations Key

N/A Not Applicable    N/AV Not Available    N/C Not Collected    N/R Not Reported    I/S Insufficient Sample    TBD To be determined  
 NI Newly Identified    CSI Continuing School Improvement    CA Corrective Action    RP Plan to Restructure    R Restructure    DELAY School Improvement Status    HOLD School Improvement Status