



# SC Annual School Report Card Summary

**RIVERVIEW ELEMENTARY**  
Fort Mill

Grades: PK-5

Enrollment: 486

Principal: Annette Chinchilla

Superintendent: Dr. James N. Epps, Jr

Board Chair: Patrick White

## PERFORMANCE

Comprehensive detail, including definitions of ratings, performance criteria, and explanations of status, is available on [www.ed.sc.gov](http://www.ed.sc.gov) and [www.eoc.sc.gov](http://www.eoc.sc.gov) as well as school and school district websites. Printed versions are available from school districts upon request.

YEAR	ABSOLUTE RATING	GROWTH RATING	PALMETTO GOLD AND SILVER AWARD		AYP STATUS	NCLB IMPROVEMENT STATUS
			General Performance	Closing the Gap		
2011	Excellent	Excellent	TBD	TBD	Met	N/A
2010	Excellent	Excellent	Gold	N/A	Met	N/A
2009	Excellent	Good	Gold	N/A	Met	N/A

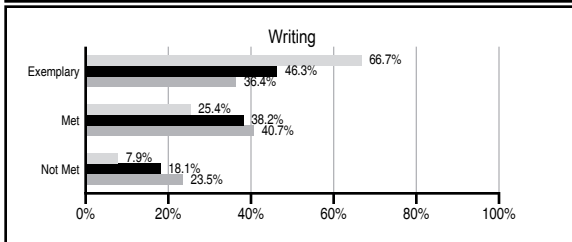
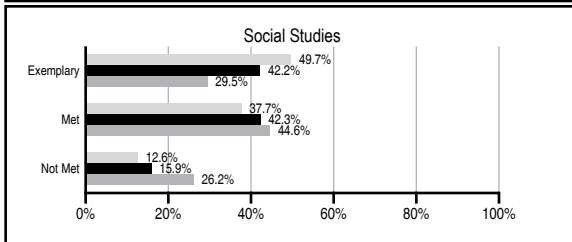
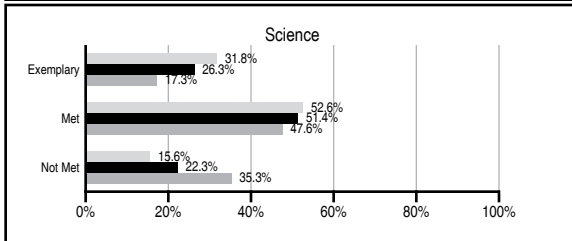
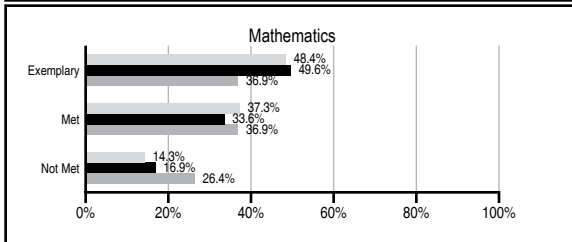
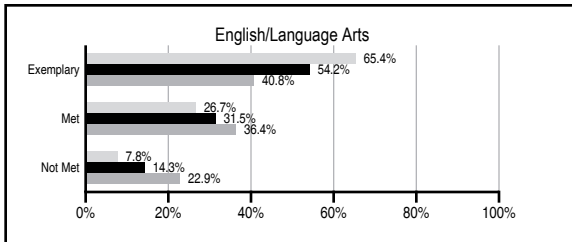
## ABSOLUTE RATINGS OF ELEMENTARY SCHOOLS WITH STUDENTS LIKE OURS\*

EXCELLENT	GOOD	AVERAGE	BELOW AVERAGE	AT-RISK
29	13	1	2	0

\* Ratings are calculated with data available by 11/09/2011. Schools with Students Like Ours are Elementary Schools with Poverty Indices of no more than 5% above or below the index for this school.



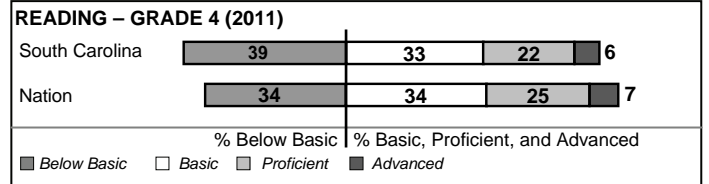
## PASS PERFORMANCE

Our School
  Elementary Schools with Students Like Ours
  Elementary schools statewide



## NAEP PERFORMANCE\*

\* Performance reported for SC and nation, data not available at school level. Percentages at NAEP Achievement Levels.



## SC PERFORMANCE VISION

*By 2020 all students will graduate with the knowledge and skills necessary to compete successfully in the global economy, participate in a democratic society and contribute positively as members of families and communities.*

### Abbreviations Key

N/A Not Applicable N/AV Not Available N/C Not Collected N/R Not Reported I/S Insufficient Sample TBD To be determined

NI Newly Identified CSI Continuing School Improvement CA Corrective Action RP Plan to Restructure R Restructure DELAY School Improvement Status HOLD School Improvement Status

# RIVERVIEW ELEMENTARY [Fort Mill]

## SCHOOL PROFILE

	Our School	Change from Last Year	Elementary Schools with Students Like Ours	Median Elementary School
<b>Students (n=486)</b>				
Retention rate	0.4%	Up from 0.2%	0.8%	1.1%
Attendance rate	96.5%	Down from 96.6%	96.5%	96.2%
Served by gifted and talented program	22.4%	Up from 16.1%	22.0%	13.4%
With disabilities other than speech	1.8%	Down from 7.9%	4.7%	4.1%
Older than usual for grade	0.0%	Down from 0.3%	0.2%	0.3%
Out-of-school suspensions or expulsions for violent and/or criminal offenses	0.0%	No Change	0.0%	0.0%
<b>Teachers (n=40)</b>				
Teachers with advanced degrees	80.0%	Up from 76.1%	63.6%	62.5%
Continuing contract teachers	90.0%	Up from 87.0%	89.6%	88.2%
Teachers returning from previous year	79.2%	Up from 78.7%	87.9%	87.8%
Teacher attendance rate	93.7%	Down from 97.8%	95.4%	95.2%
Average teacher salary*	\$51,983	Up 1.3%	\$48,174	\$46,773
Classes not taught by highly qualified teachers	0.0%	No Change	0.0%	0.0%
Professional development days/teacher	11.3 days	Up from 10.8 days	9.6 days	10.5 days
<b>School</b>				
Principal's years at school	10.0	Up from 9.0	4.0	4.0
Student-teacher ratio in core subjects	17.0 to 1	Down from 18.7 to 1	21.0 to 1	19.9 to 1
Prime instructional time	88.5%	Down from 93.0%	91.2%	90.4%
Opportunities in the arts	Good	No Change	Good	Good
SACS accreditation	Yes	No Change	Yes	Yes
Parents attending conferences	100.0%	No Change	100.0%	100.0%
Character development program	Good	Up from Average	Excellent	Excellent
Dollars spent per pupil**	\$9,144	Up 30.2%	\$7,105	\$7,447
Percent of expenditures for instruction**	70.7%	Down from 75.5%	68.8%	68.4%
Percent of expenditures for teacher salaries**	69.7%	Down from 74.1%	67.8%	65.8%
% of AYP objectives met	100.0%	No Change	95.2%	90.5%

\* Length of contract = 185+ days.

\*\* Prior year audited financial data available.

## EVALUATION RESULTS

	Teachers	Students*	Parents*
Number of surveys returned	40	67	45
Percent satisfied with learning environment	100.0%	91.0%	92.9%
Percent satisfied with social and physical environment	97.5%	97.0%	95.6%
Percent satisfied with school-home relations	97.4%	100.0%	95.5%

\*Only students at the highest elementary school grade level at this school and their parents were included.

## REPORT OF PRINCIPAL AND SCHOOL IMPROVEMENT COUNCIL

Riverview Elementary School is located in the suburban town of Fort Mill, SC. Traditionally, student growth has been limited because of the attendance area it serves. However, even with the recent down turn in the economy and housing industry, Fort Mill has continued to experience positive student growth. At Riverview Elementary, we have experienced unprecedented fluctuations in our student population numbers due to enrollment caps that were placed on two neighboring schools in our district. In the upcoming year, we will again have the opportunity to welcome new students from the Gold Hill Elementary attendance zone due to an enrollment freeze at their school. We are excited to have those new faces joining the Riverview family!

Much of the growth in Fort Mill has been attributed to the lure of quality schools for the business employees and professionals of nearby metropolitan Charlotte, NC. The drive to the city of Charlotte is less than 15 miles. Fort Mill has been deemed by many as a "bedroom community" because of the large number of residences made up of people who work in Charlotte. The close proximity of our district to Charlotte and Rock Hill, SC has provided our students and staff with opportunities of nearby colleges, museums, science centers, farms, libraries, parks, etc. Riverview Elementary School has an enrollment of over 500 students. We have classes ranging from Kindergarten through 5th grade and self-contained special needs classrooms. Additionally, Riverview houses the school district's only four-year-old half day Kindergarten program. Riverview is characterized by a strong sense of community. Our strong sense of community leads naturally to the desire to give back through community service such as Red Cross, Fort Mill Care Center, American Heart Association and our partnership with Fort Mill High School. As a result of these and other programs, we are developing leaders among both our staff and our students. Riverview's unique status as a Professional Development School, partnering with Winthrop University, enhances our staff, staff development, and resources. We have also been selected by the South Carolina Department of Education as one of eight RTI (response to intervention) demonstration sites.

Our facility is a one-story structure, which opened in 1974. Renovations in 2000-2001 have given the interior a "new school" appearance. Nineteen new classrooms and a new gym were added to the existing building. Every existing classroom was upgraded with painting, cabinetry, and carpeting. The office area was completely remodeled as well. Student work, school colors, murals, and our rocket logo adorn the hallways of the school. We have a large gym, extensive media center with an AV studio, art room, music room, courtyard with butterfly garden and outdoor class space, three playgrounds, and two gifted and talented classrooms.

Annette Chinchilla  
Principal

Stephanie Sloan  
School Improvement Council Chair

Comprehensive detail, including definitions of ratings, performance criteria, and explanations of status, is available on [www.ed.sc.gov](http://www.ed.sc.gov) and [www.eoc.sc.gov](http://www.eoc.sc.gov) as well as school and school district websites.

Printed versions are available from school districts upon request.

### Abbreviations Key

N/A Not Applicable N/AV Not Available N/C Not Collected N/R Not Reported I/S Insufficient Sample TBD To be determined

NI Newly Identified CSI Continuing School Improvement CA Corrective Action RP Plan to Restructure R Restructure DELAY School Improvement Status HOLD School Improvement Status