



# SC Annual School Report Card Summary

**OLD POINTE ELEMENTARY**  
York 3

Grades: K-5

Enrollment: 565

Principal: Dr. Tanya L Campbell

Superintendent: Lynn P. Moody

Board Chair: Bob Norwood

## PERFORMANCE

Comprehensive detail, including definitions of ratings, performance criteria, and explanations of status, is available on [www.ed.sc.gov](http://www.ed.sc.gov) and [www.eoc.sc.gov](http://www.eoc.sc.gov) as well as school and school district websites. Printed versions are available from school districts upon request.

YEAR	ABSOLUTE RATING	GROWTH RATING	PALMETTO GOLD AND SILVER AWARD		AYP STATUS	NCLB IMPROVEMENT STATUS
			General Performance	Closing the Gap		
2011	Average	Average	TBD	TBD	Not Met	N/A
2010	Good	Excellent	Gold	N/A	Met	N/A
2009	Good	Excellent	Gold	N/A	Met	N/A

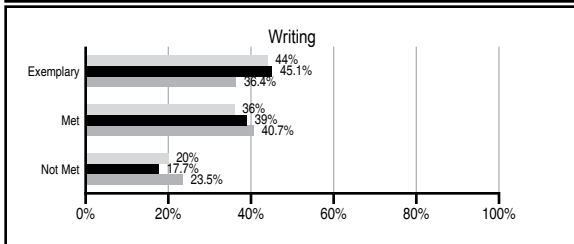
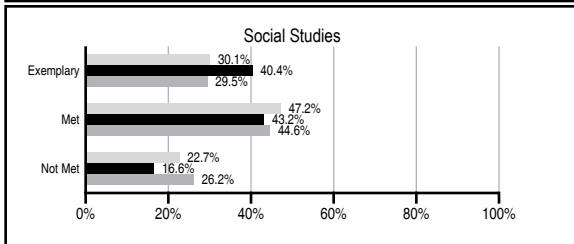
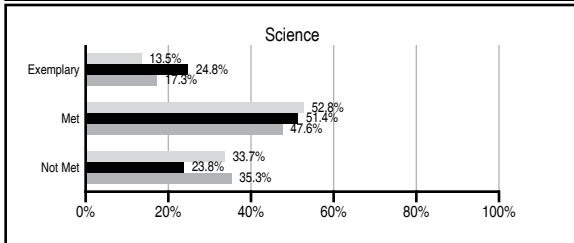
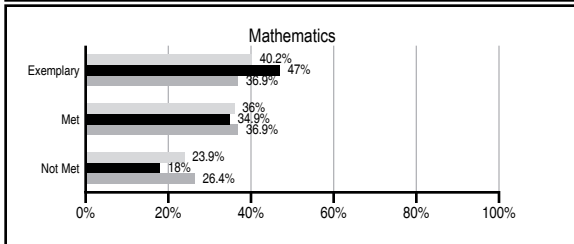
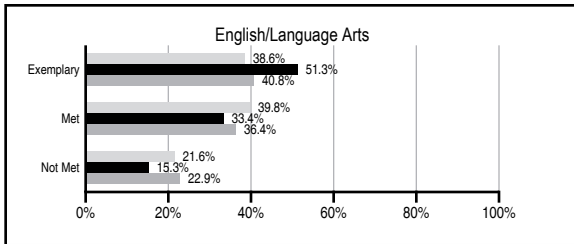
## ABSOLUTE RATINGS OF ELEMENTARY SCHOOLS WITH STUDENTS LIKE OURS\*

EXCELLENT	GOOD	AVERAGE	BELOW AVERAGE	AT-RISK
34	21	4	2	0

\* Ratings are calculated with data available by 11/09/2011. Schools with Students Like Ours are Elementary Schools with Poverty Indices of no more than 5% above or below the index for this school.



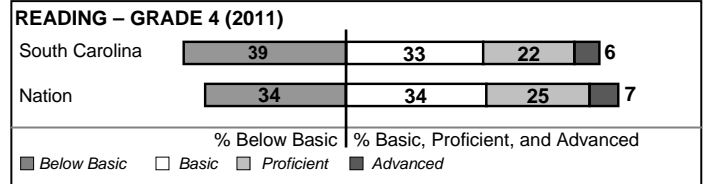
## PASS PERFORMANCE

Our School
  Elementary Schools with Students Like Ours
  Elementary schools statewide



## NAEP PERFORMANCE\*

\* Performance reported for SC and nation, data not available at school level. Percentages at NAEP Achievement Levels.



## SC PERFORMANCE VISION

*By 2020 all students will graduate with the knowledge and skills necessary to compete successfully in the global economy, participate in a democratic society and contribute positively as members of families and communities.*

### Abbreviations Key

N/A Not Applicable N/AV Not Available N/C Not Collected N/R Not Reported I/S Insufficient Sample TBD To be determined

NI Newly Identified CSI Continuing School Improvement CA Corrective Action RP Plan to Restructure R Restructure DELAY School Improvement Status HOLD School Improvement Status

# OLD POINTE ELEMENTARY [York 3]

## SCHOOL PROFILE

	Our School	Change from Last Year	Elementary Schools with Students Like Ours	Median Elementary School
<b>Students (n=565)</b>				
Retention rate	0.5%	Down from 3.0%	0.8%	1.1%
Attendance rate	96.8%	Up from 96.6%	96.5%	96.2%
Served by gifted and talented program	13.6%	Down from 16.9%	20.9%	13.4%
With disabilities other than speech	6.3%	Down from 8.9%	4.0%	4.1%
Older than usual for grade	0.4%	Up from 0.0%	0.2%	0.3%
Out-of-school suspensions or expulsions for violent and/or criminal offenses	0.0%	No Change	0.0%	0.0%
<b>Teachers (n=34)</b>				
Teachers with advanced degrees	58.8%	Up from 52.8%	64.5%	62.5%
Continuing contract teachers	94.1%	Up from 80.6%	89.6%	88.2%
Teachers returning from previous year	87.4%	Down from 88.9%	88.5%	87.8%
Teacher attendance rate	96.1%	Down from 97.0%	95.2%	95.2%
Average teacher salary*	\$47,623	Down 3.2%	\$48,440	\$46,773
Classes not taught by highly qualified teachers	0.0%	No Change	0.0%	0.0%
Professional development days/teacher	7.4 days	Up from 6.1 days	10.0 days	10.5 days
<b>School</b>				
Principal's years at school	2.0	Up from 1.0	4.0	4.0
Student-teacher ratio in core subjects	21.0 to 1	Down from 22.0 to 1	20.5 to 1	19.9 to 1
Prime instructional time	91.6%	Down from 93.0%	91.1%	90.4%
Opportunities in the arts	Good	No Change	Good	Good
SACS accreditation	Yes	No Change	Yes	Yes
Parents attending conferences	100.0%	No Change	100.0%	100.0%
Character development program	Excellent	No Change	Excellent	Excellent
Dollars spent per pupil**	\$5,671	Down 14.0%	\$6,923	\$7,447
Percent of expenditures for instruction**	72.3%	Down from 73.9%	70.3%	68.4%
Percent of expenditures for teacher salaries**	71.4%	Down from 71.9%	68.9%	65.8%
% of AYP objectives met	81.0%	Down from 100.0%	95.2%	90.5%

\* Length of contract = 185+ days.

\*\* Prior year audited financial data available.

## EVALUATION RESULTS

	Teachers	Students*	Parents*
Number of surveys returned	26	73	48
Percent satisfied with learning environment	92.3%	87.3%	100.0%
Percent satisfied with social and physical environment	92.3%	91.8%	91.7%
Percent satisfied with school-home relations	92.3%	90.4%	93.8%

\*Only students at the highest elementary school grade level at this school and their parents were included.

## REPORT OF PRINCIPAL AND SCHOOL IMPROVEMENT COUNCIL

The 2010-2011 school year was another successful year at Old Pointe Elementary School. Our school was awarded the Palmetto Gold award from the South Carolina Department of Education for our overall school performance on PASS. We are extremely proud of this honor because it is the highest honor possible in South Carolina for academic performance. It signifies the level of our commitment and our belief that every child can and will learn. Old Pointe Elementary school faculty and staff provide engaging instruction for all students in a caring and safe environment. Our faculty and staff share the same high expectations as parents: a safe, clean environment where all children experience academic success. Our community actively seeks a role in the education and celebration of our children.

In addition to a rigorous curriculum, high expectations for student achievement, and relevant learning experiences, our students learn to be good citizens through participation in numerous community service projects. Students learn how we are all connected and how they can contribute their time and talents to make the world a better place by participating in awareness activities such as Pennies for Patients and Hearts for Hunger. Student leadership opportunities such as Student Council, Bus Patrol, Safety Patrol, Panther News Network, and Panther Pals, are also designed to assist students in becoming responsible citizens within their school.

Our high quality faculty has their own educational achievements to be proud of. Several teachers earned advanced degrees in the field of education while others have started the journey. In addition, our teachers and staff have written and received over \$8,000 in grants during the challenging 2010-2011 fiscal year.

Our PTO continues to support our school in so many ways. They work closely with the school to aid in achieving set goals. PTO stepped up to the plate this year and provided teachers with a significant amount of supply money when budgetary restrictions cut their supply budget. Our SIC provided advocacy and support with several school support concerns including the need to address local policy makers and state officials about traffic safety concerns. Our parent support groups closely aligned themselves with school staff and assist with communicating our mission, goals, and direction so that we collectively work together to provide outstanding support to students. Our community partnerships and faith-based partnerships continue to bridge the gap for our students and families by providing numerous resources for our school community.

The Old Pointe faculty and staff continue to develop innovative strategies to address students' needs. Old Pointe Elementary is dedicated to being a community that actively engages the learner and encourages them to see no limits to their learning.

Dr. Tanya L. Campbell, Principal  
Serena Williams, SIC Chair

Comprehensive detail, including definitions of ratings, performance criteria, and explanations of status, is available on [www.ed.sc.gov](http://www.ed.sc.gov) and [www.eoc.sc.gov](http://www.eoc.sc.gov) as well as school and school district websites.

Printed versions are available from school districts upon request.

### Abbreviations Key

N/A Not Applicable N/AV Not Available N/C Not Collected N/R Not Reported I/S Insufficient Sample TBD To be determined  
NI Newly Identified CSI Continuing School Improvement CA Corrective Action RP Plan to Restructure R Restructure DELAY School Improvement Status HOLD School Improvement Status