



# SC Annual School Report Card Summary

**MT GALLANT ELEMENTARY**  
York 3

Grades: K-5

Enrollment: 457

Principal: Latoya N. Dixon

Superintendent: Lynn P. Moody

Board Chair: Bob Norwood

## PERFORMANCE

Comprehensive detail, including definitions of ratings, performance criteria, and explanations of status, is available on [www.ed.sc.gov](http://www.ed.sc.gov) and [www.eoc.sc.gov](http://www.eoc.sc.gov) as well as school and school district websites. Printed versions are available from school districts upon request.

YEAR	ABSOLUTE RATING	GROWTH RATING	PALMETTO GOLD AND SILVER AWARD		AYP STATUS	NCLB IMPROVEMENT STATUS
			General Performance	Closing the Gap		
2011	Good	Good	TBD	TBD	Met	N/A
2010	Good	Good	Silver	N/A	Met	N/A
2009	Good	Average	N/A	N/A	Met	N/A

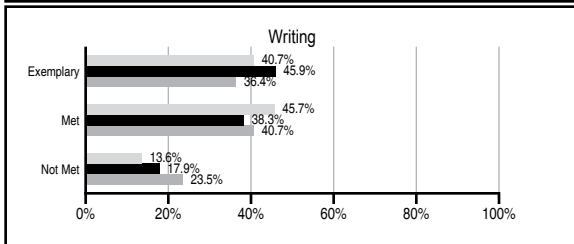
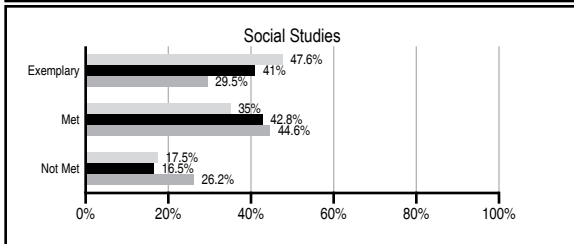
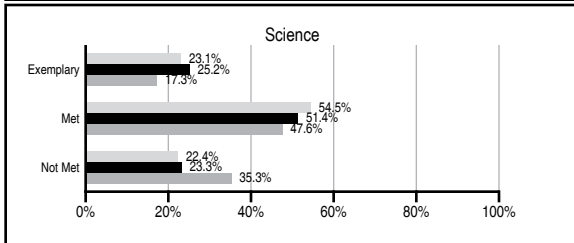
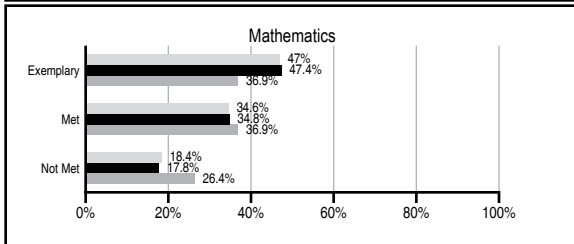
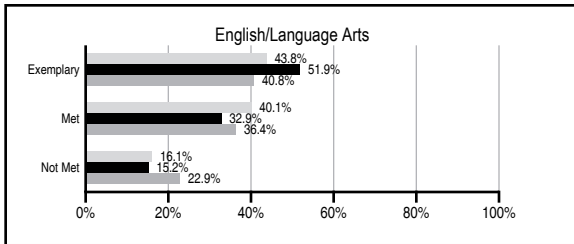
## ABSOLUTE RATINGS OF ELEMENTARY SCHOOLS WITH STUDENTS LIKE OURS\*

EXCELLENT	GOOD	AVERAGE	BELOW AVERAGE	AT-RISK
31	19	3	2	0

\* Ratings are calculated with data available by 11/09/2011. Schools with Students Like Ours are Elementary Schools with Poverty Indices of no more than 5% above or below the index for this school.



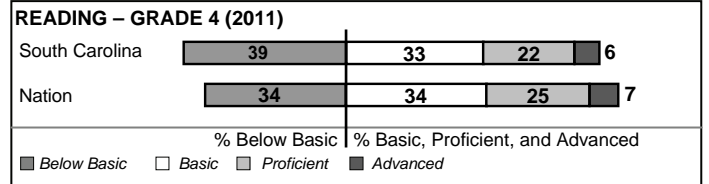
## PASS PERFORMANCE

Our School
  Elementary Schools with Students Like Ours
  Elementary schools statewide



## NAEP PERFORMANCE\*

\* Performance reported for SC and nation, data not available at school level. Percentages at NAEP Achievement Levels.



## SC PERFORMANCE VISION

*By 2020 all students will graduate with the knowledge and skills necessary to compete successfully in the global economy, participate in a democratic society and contribute positively as members of families and communities.*

### Abbreviations Key

N/A Not Applicable N/AV Not Available N/C Not Collected N/R Not Reported I/S Insufficient Sample TBD To be determined

NI Newly Identified CSI Continuing School Improvement CA Corrective Action RP Plan to Restructure R Restructure DELAY School Improvement Status HOLD School Improvement Status

# MT GALLANT ELEMENTARY [York 3]

## SCHOOL PROFILE

	Our School	Change from Last Year	Elementary Schools with Students Like Ours	Median Elementary School
<b>Students (n=457)</b>				
Retention rate	1.1%	Up from 0.2%	0.8%	1.1%
Attendance rate	96.3%	Down from 96.4%	96.6%	96.2%
Served by gifted and talented program	12.7%	Down from 14.6%	20.9%	13.4%
With disabilities other than speech	3.5%	Down from 8.2%	4.2%	4.1%
Older than usual for grade	0.2%	No Change	0.2%	0.3%
Out-of-school suspensions or expulsions for violent and/or criminal offenses	0.0%	No Change	0.0%	0.0%
<b>Teachers (n=27)</b>				
Teachers with advanced degrees	66.7%	Down from 68.8%	65.1%	62.5%
Continuing contract teachers	92.6%	Up from 81.3%	89.4%	88.2%
Teachers returning from previous year	87.8%	Up from 85.4%	88.2%	87.8%
Teacher attendance rate	96.7%	Up from 96.4%	95.2%	95.2%
Average teacher salary*	\$50,460	Down 4.1%	\$48,440	\$46,773
Classes not taught by highly qualified teachers	0.0%	No Change	0.0%	0.0%
Professional development days/teacher	7.1 days	Up from 5.7 days	9.5 days	10.5 days
<b>School</b>				
Principal's years at school	3.5	Up from 2.5	4.0	4.0
Student-teacher ratio in core subjects	20.3 to 1	Down from 20.8 to 1	20.9 to 1	19.9 to 1
Prime instructional time	92.0%	Down from 92.3%	91.1%	90.4%
Opportunities in the arts	Good	No Change	Good	Good
SACS accreditation	Yes	No Change	Yes	Yes
Parents attending conferences	99.9%	Up from 92.0%	100.0%	100.0%
Character development program	Excellent	No Change	Excellent	Excellent
Dollars spent per pupil**	\$6,388	Down 3.2%	\$7,091	\$7,447
Percent of expenditures for instruction**	74.9%	Up from 74.1%	70.1%	68.4%
Percent of expenditures for teacher salaries**	74.1%	Up from 72.0%	68.8%	65.8%
% of AYP objectives met	100.0%	No Change	95.2%	90.5%

\* Length of contract = 185+ days.

\*\* Prior year audited financial data available.

## EVALUATION RESULTS

	Teachers	Students*	Parents*
Number of surveys returned	23	76	34
Percent satisfied with learning environment	100.0%	94.7%	76.5%
Percent satisfied with social and physical environment	100.0%	89.5%	84.8%
Percent satisfied with school-home relations	91.3%	93.4%	85.3%

\*Only students at the highest elementary school grade level at this school and their parents were included.

## REPORT OF PRINCIPAL AND SCHOOL IMPROVEMENT COUNCIL

Mt. Gallant Elementary strives for continuous improvement each school year. We are proud of the accomplishments of our staff, parents, and students. Our school has a long standing tradition of excellence, and we work diligently to make forward progress in the area of student achievement each school year. Our teachers continued their work in Professional Learning Teams during the 2010-2011 school year to analyze data, plan collaboratively, and use data to inform their instruction. Our collaborative efforts with the greater school community have helped us make progress in the area of student achievement.

During this school year, the PTA continued their committed support of our school by recruiting volunteers, sponsoring school activities, and raising funds for school projects. Parents and community members spent numerous hours volunteering as reading buddies, field trip chaperones, library helpers, and mentors.

The School Improvement Council met throughout the school year and discussed ways to improve our school as well as many legislative topics as they relate to public education. We worked to improve parent involvement and knowledge of school activities, issues, and functions with all parents in our school.

In addition to our character education program, "The Knightway is The Right Way", and our character and leadership development club for boys in grades four and five (Knights of the Roundtable), we implemented a character and leadership development club for girls in grades four and five, known as Gallant Girls. Numerous community members, including our mayor, Mr. Doug Echols, participated as guest speakers and mentors for both clubs.

We are extremely proud of our 2010 Palmetto Silver Award and are committed to our work as a professional learning community. We will work to ensure that all students are receiving a quality educational experience at Mt. Gallant Elementary school and believe that by working together with students, parents, and the greater school community we will be able to continue the progress made thus far. Our commitment to providing an engaging educational experience for each child is unwavering, and we are dedicated to our work as we prepare our future, one child at a time.

Latoya N. Dixon, Principal  
Trey Parrish, SIC Chair

Comprehensive detail, including definitions of ratings, performance criteria, and explanations of status, is available on [www.ed.sc.gov](http://www.ed.sc.gov) and [www.eoc.sc.gov](http://www.eoc.sc.gov) as well as school and school district websites.

Printed versions are available from school districts upon request.

### Abbreviations Key

N/A Not Applicable N/AV Not Available N/C Not Collected N/R Not Reported I/S Insufficient Sample TBD To be determined  
NI Newly Identified CSI Continuing School Improvement CA Corrective Action RP Plan to Restructure R Restructure DELAY School Improvement Status HOLD School Improvement Status