



SC Annual School Report Card Summary

SUNSET PARK ELEMENTARY
 York 3
 Grades: K-5 Enrollment: 460
 Principal: Tammy T. White
 Superintendent: Lynn P. Moody
 Board Chair: Bob Norwood

PERFORMANCE

Comprehensive detail, including definitions of ratings, performance criteria, and explanations of status, is available on www.ed.sc.gov and www.eoc.sc.gov as well as school and school district websites. Printed versions are available from school districts upon request.

YEAR	ABSOLUTE RATING	GROWTH RATING	PALMETTO GOLD AND SILVER AWARD		AYP STATUS	NCLB IMPROVEMENT STATUS
			General Performance	Closing the Gap		
2011	Good	Average	TBD	TBD	Not Met	N/A
2010	Good	Good	Silver	N/A	Met	N/A
2009	Average	Average	N/A	N/A	Met	CA-DELAY

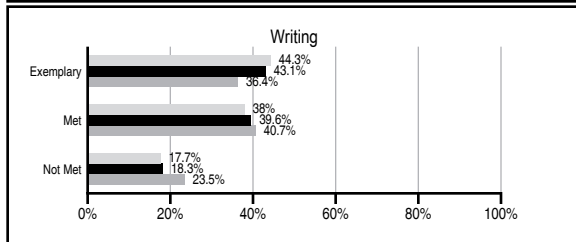
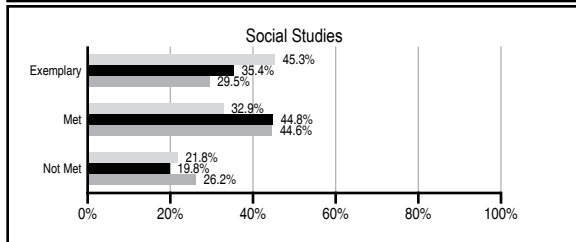
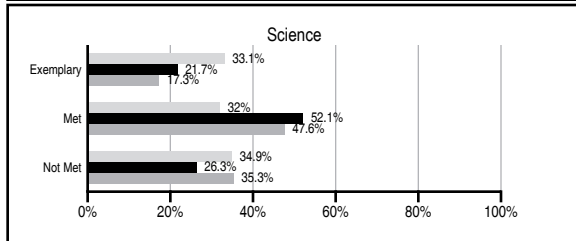
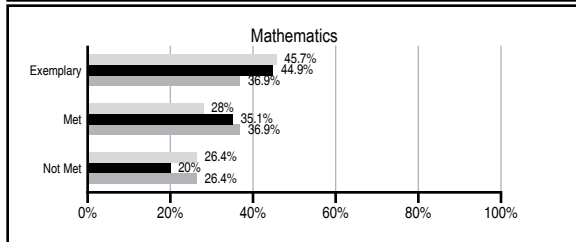
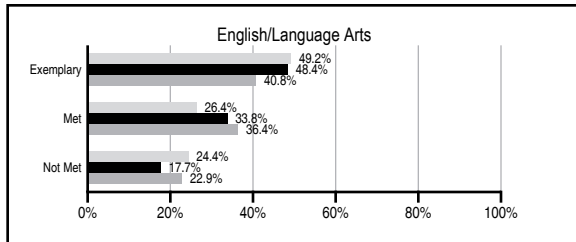
ABSOLUTE RATINGS OF ELEMENTARY SCHOOLS WITH STUDENTS LIKE OURS*

EXCELLENT	GOOD	AVERAGE	BELOW AVERAGE	AT-RISK
31	38	19	0	0

* Ratings are calculated with data available by 11/09/2011. Schools with Students Like Ours are Elementary Schools with Poverty Indices of no more than 5% above or below the index for this school.

PASS PERFORMANCE

Our School
 Elementary Schools with Students Like Ours
 Elementary schools statewide



NAEP PERFORMANCE*

* Performance reported for SC and nation, data not available at school level. Percentages at NAEP Achievement Levels.



SC PERFORMANCE VISION

By 2020 all students will graduate with the knowledge and skills necessary to compete successfully in the global economy, participate in a democratic society and contribute positively as members of families and communities.

Abbreviations Key

N/A Not Applicable N/AV Not Available N/C Not Collected N/R Not Reported I/S Insufficient Sample TBD To be determined

NI Newly Identified CSI Continuing School Improvement CA Corrective Action RP Plan to Restructure R Restructure DELAY School Improvement Status HOLD School Improvement Status

SUNSET PARK ELEMENTARY [York 3]

SCHOOL PROFILE

	Our School	Change from Last Year	Elementary Schools with Students Like Ours	Median Elementary School
Students (n=460)				
Retention rate	0.0%	No Change	0.9%	1.1%
Attendance rate	96.8%	Up from 96.7%	96.2%	96.2%
Served by gifted and talented program	27.9%	Up from 25.2%	19.1%	13.4%
With disabilities other than speech	3.5%	Down from 6.7%	3.9%	4.1%
Older than usual for grade	0.0%	Down from 0.3%	0.2%	0.3%
Out-of-school suspensions or expulsions for violent and/or criminal offenses	0.2%	No Change	0.0%	0.0%
Teachers (n=30)				
Teachers with advanced degrees	66.7%	No Change	64.6%	62.5%
Continuing contract teachers	83.3%	Up from 76.7%	90.9%	88.2%
Teachers returning from previous year	79.6%	Up from 78.8%	89.6%	87.8%
Teacher attendance rate	96.6%	Down from 97.7%	95.3%	95.2%
Average teacher salary*	\$46,916	Down 6.0%	\$48,010	\$46,773
Classes not taught by highly qualified teachers	0.0%	No Change	0.0%	0.0%
Professional development days/teacher	10.6 days	Up from 6.9 days	11.1 days	10.5 days
School				
Principal's years at school	5.0	Up from 4.0	5.0	4.0
Student-teacher ratio in core subjects	21.5 to 1	Up from 20.5 to 1	20.8 to 1	19.9 to 1
Prime instructional time	91.4%	Down from 93.9%	90.2%	90.4%
Opportunities in the arts	Good	No Change	Good	Good
SACS accreditation	Yes	No Change	Yes	Yes
Parents attending conferences	97.2%	Down from 99.5%	100.0%	100.0%
Character development program	Average	Down from Good	Excellent	Excellent
Dollars spent per pupil**	\$7,376	Down 21.3%	\$7,127	\$7,447
Percent of expenditures for instruction**	70.0%	Up from 69.1%	68.8%	68.4%
Percent of expenditures for teacher salaries**	66.7%	Up from 66.6%	66.3%	65.8%
% of AYP objectives met	76.5%	Down from 100.0%	95.2%	90.5%

* Length of contract = 185+ days.

** Prior year audited financial data available.

EVALUATION RESULTS

	Teachers	Students*	Parents*
Number of surveys returned	25	80	67
Percent satisfied with learning environment	72.0%	91.1%	93.9%
Percent satisfied with social and physical environment	88.0%	87.3%	93.8%
Percent satisfied with school-home relations	96.0%	91.0%	86.6%

*Only students at the highest elementary school grade level at this school and their parents were included.

REPORT OF PRINCIPAL AND SCHOOL IMPROVEMENT COUNCIL

The School Improvement Council of Sunset Park Center for Accelerated Studies has prepared this summary report of the school's accomplishments for the 2010-2011 school year and the goals for the 2011-2012 school year. During the 2010-2011 school year, Sunset Park continued to offer our Accelerated Studies magnet program for students in our district. This magnet program includes a Gifted & Talented cluster option for G/T identified students in 3rd through 5th grades, Enrichment cluster opportunities for every child, and all of our students received instruction from a G/T endorsed classroom teacher. As a result of offering this choice option for Rock Hill students, Sunset Park has experienced record growth. Our enrollment numbers this year have continued to climb resulting in 78% growth over the past three years.

This past year Sunset Park received a Palmetto Silver award for academic achievement and growth. This was a milestone for our students and staff, and it is the first time that Sunset Park had achieved this particular award.

The continued assistance of Title I funding allowed Sunset Park to employ a full-time Reading Recovery teacher, a math and science coach, and an academic assistant to work with students at all grade levels. Our math and science coach worked extensively with all grade level teachers weekly for the planning and integration of math and science. We were also able to hire one additional resource teacher making it possible to continue our Inclusion Model for special education again this year. Technical Assistance Funding allowed us to add additional classroom supplies and to provide professional development for our teachers in the area of math throughout the school year to better meet the needs of our students. Our teachers continued implementing our Rock Hill Schools Literacy Expectation Guide. This guide assisted teachers with the implementation of guided reading instruction throughout all of our classrooms.

Sunset Park continued to offer German through the KITE-LL Early Language program this year. We are the only Rock Hill school to offer German and the only school to have a kindergarten through second grade foreign language program in our district.

Our outdoor science classroom was completed in the fall of this past year! It was immediately put to use and continues to be a wonderful extension of our academic environment. With the support of our PTO, our fifth grade students completed a project with local artist, Bob Doster. This "artist in residence" project allowed our fifth grade students to design, build, and install two steel benches in our outdoor science classroom for student use. This exciting project was an excellent demonstration of community collaboration at Sunset Park!

Sunset Park's Data Team, which consists of a variety of teachers, will continue to develop yearly School Improvement Goals that are based on school data. Through this team, we will continue to review all data in order to make decisions that will positively impact student achievement at Sunset Park.

Tammy T. White, Principal
Wendy Thomas, SIC Chair

Comprehensive detail, including definitions of ratings, performance criteria, and explanations of status, is available on www.ed.sc.gov and www.eoc.sc.gov as well as school and school district websites.

Printed versions are available from school districts upon request.

Abbreviations Key

N/A Not Applicable N/AV Not Available N/C Not Collected N/R Not Reported I/S Insufficient Sample TBD To be determined

NI Newly Identified CSI Continuing School Improvement CA Corrective Action RP Plan to Restructure R Restructure DELAY School Improvement Status HOLD School Improvement Status