



SC Annual School Report Card Summary

ROSEWOOD ELEMENTARY
York 3

Grades: K-5

Enrollment: 557

Principal: Stephen Ward

Superintendent: Lynn P. Moody

Board Chair: Bob Norwood

PERFORMANCE

Comprehensive detail, including definitions of ratings, performance criteria, and explanations of status, is available on www.ed.sc.gov and www.eoc.sc.gov as well as school and school district websites. Printed versions are available from school districts upon request.

YEAR	ABSOLUTE RATING	GROWTH RATING	PALMETTO GOLD AND SILVER AWARD		AYP STATUS	NCLB IMPROVEMENT STATUS
			General Performance	Closing the Gap		
2011	Good	Excellent	TBD	TBD	Not Met	N/A
2010	Good	Excellent	Gold	Silver	Met	N/A
2009	Good	Good	Silver	Silver	Met	N/A

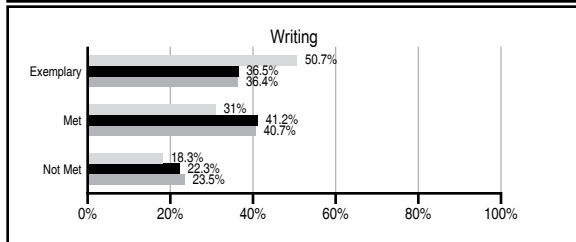
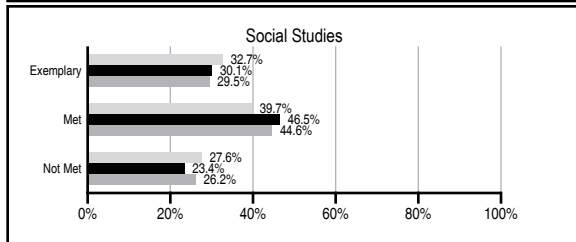
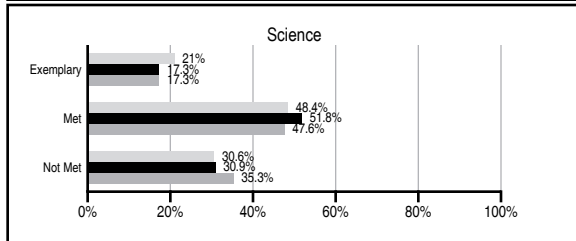
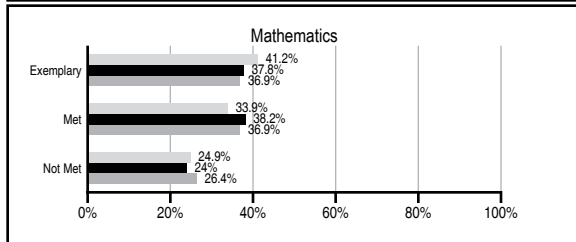
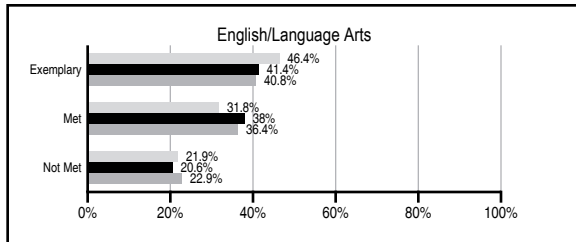
ABSOLUTE RATINGS OF ELEMENTARY SCHOOLS WITH STUDENTS LIKE OURS*

EXCELLENT	GOOD	AVERAGE	BELOW AVERAGE	AT-RISK
21	34	62	1	0

*Ratings are calculated with data available by 11/09/2011. Schools with Students Like Ours are Elementary Schools with Poverty Indices of no more than 5% above or below the index for this school.

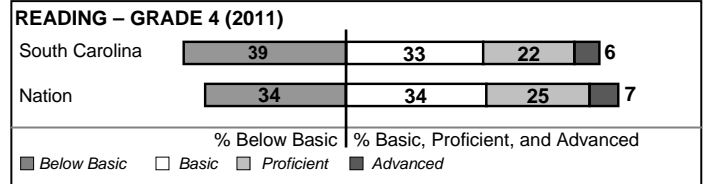
PASS PERFORMANCE

Our School
 Elementary Schools with Students Like Ours
 Elementary schools statewide



NAEP PERFORMANCE*

* Performance reported for SC and nation, data not available at school level. Percentages at NAEP Achievement Levels.



SC PERFORMANCE VISION

By 2020 all students will graduate with the knowledge and skills necessary to compete successfully in the global economy, participate in a democratic society and contribute positively as members of families and communities.

Abbreviations Key

N/A Not Applicable N/AV Not Available N/C Not Collected N/R Not Reported I/S Insufficient Sample TBD To be determined

NI Newly Identified CSI Continuing School Improvement CA Corrective Action RP Plan to Restructure R Restructure DELAY School Improvement Status HOLD School Improvement Status

ROSEWOOD ELEMENTARY [York 3]

SCHOOL PROFILE

	Our School	Change from Last Year	Elementary Schools with Students Like Ours	Median Elementary School
Students (n=557)				
Retention rate	0.2%	Down from 0.5%	1.3%	1.1%
Attendance rate	95.8%	Down from 96.1%	96.1%	96.2%
Served by gifted and talented program	14.8%	Up from 11.2%	14.3%	13.4%
With disabilities other than speech	2.7%	Down from 7.5%	4.9%	4.1%
Older than usual for grade	0.0%	No Change	0.2%	0.3%
Out-of-school suspensions or expulsions for violent and/or criminal offenses	0.0%	No Change	0.0%	0.0%
Teachers (n=38)				
Teachers with advanced degrees	52.6%	Down from 55.8%	61.1%	62.5%
Continuing contract teachers	84.2%	Up from 74.4%	90.1%	88.2%
Teachers returning from previous year	85.0%	Up from 82.8%	88.6%	87.8%
Teacher attendance rate	96.4%	Down from 97.0%	95.2%	95.2%
Average teacher salary*	\$45,750	Down 3.6%	\$46,512	\$46,773
Classes not taught by highly qualified teachers	0.0%	No Change	0.0%	0.0%
Professional development days/teacher	10.3 days	Down from 13.6 days	10.4 days	10.5 days
School				
Principal's years at school	17.0	Up from 16.0	4.0	4.0
Student-teacher ratio in core subjects	20.2 to 1	Up from 19.1 to 1	20.1 to 1	19.9 to 1
Prime instructional time	90.6%	Down from 92.7%	90.3%	90.4%
Opportunities in the arts	Good	No Change	Good	Good
SACS accreditation	Yes	No Change	Yes	Yes
Parents attending conferences	98.7%	Up from 98.3%	100.0%	100.0%
Character development program	Excellent	No Change	Excellent	Excellent
Dollars spent per pupil**	\$6,351	Down 1.2%	\$7,153	\$7,447
Percent of expenditures for instruction**	74.2%	Up from 73.1%	68.1%	68.4%
Percent of expenditures for teacher salaries**	72.5%	Up from 67.4%	65.3%	65.8%
% of AYP objectives met	94.1%	Down from 100.0%	93.1%	90.5%

* Length of contract = 185+ days.

** Prior year audited financial data available.

EVALUATION RESULTS

	Teachers	Students*	Parents*
Number of surveys returned	49	75	57
Percent satisfied with learning environment	77.6%	73.3%	92.7%
Percent satisfied with social and physical environment	89.8%	66.7%	92.7%
Percent satisfied with school-home relations	79.6%	80.0%	92.7%

*Only students at the highest elementary school grade level at this school and their parents were included.

REPORT OF PRINCIPAL AND SCHOOL IMPROVEMENT COUNCIL

As an authorized International Baccalaureate Primary Years Programme (IBPYP) school, Rosewood Elementary is part of a global network of schools committed to developing the intellectual, personal, emotional and social skills students need to live, learn and work in a rapidly globalizing world. We have purposefully integrated the state standards of all content areas into six themes with thirty-six unit planners which encompass all students K5 through 5th grade. The units are spiral and are not repeated in content or activities. As a component of IBPYP, all students at Rosewood are learning French, with students in grades 3-5 following the KITE-LL foreign language program for daily instruction. The Learner Profile is a major focus within our school and is used as a tool for character development.

Rosewood Elementary was proud to receive the Palmetto Gold Award for Academic Achievement based on PASS scores. The school also received the Palmetto Silver Award for Closing the Achievement Gap. The combination of these two awards reaffirms that all students at Rosewood are learning at high levels. Rosewood is committed to inquiry-based learning, and differentiated instruction. The school implemented the state's Response to Intervention Model for early intervention of academic and behavioral difficulties. Monthly parent workshops were conducted to provide parents with skills to ensure their child's success. The data collected from technology based programs such as Waterford in grades K-2, Measures of Academic Progress (MAP) in grades 2-5, and SuccessMaker in all grades is combined with results on common assessments to inform instructional decisions in the classroom.

The 2011 Exhibition's overarching theme was "Disasters". The central idea was the relationship between disasters and conflict is interchangeable. The students related this to societal conflicts and environments. There were 8 groups which were the following: Take Action; Environmental; Health; Art; Man-Made Disasters; Natural Disasters; Theater, and the DVD group, a culminating activity of all of the groups as they developed their topics. Social skills, communication skills, self-management skills, research skills, and thinking skills were intertwined into all aspects of their theme. Students took action by creating a commercial to advertise "Lend a hand to Japan" on the Rosewood Elementary International Facebook, they appeared on the school morning show, collected money for two weeks from the students and raised \$453.00, made items out of duct tape to sell at the "Evening of the Arts: (pencil toppers, wallets, purses, etc.), organized a car wash, and joined with the Health group to make cards for the children in Mzuzu in Africa who are suffering from a health disaster, and sent supplies to the soldiers in the Iraq and Afghanistan. Their total earnings were over a \$1,305.00. Students created beautiful sculptures, paintings, and 3-D art work. Their entire 'Exhibition' was seen through different perspectives and an understanding of the needs and the importance of the issues that the world faces today.

The Rosewood PTO had a productive year that included monthly movie nights for families, partnerships with local restaurants for Spirit Nights, a successful Bingo night, celebrating student birthdays each month during lunch, providing lunches and recognition of teachers, and coordinating volunteers for various activities and projects at the school.

Stephen Ward / Principal Heidi Buckley / SIC Chair

Comprehensive detail, including definitions of ratings, performance criteria, and explanations of status, is available on www.ed.sc.gov and www.eoc.sc.gov as well as school and school district websites.

Printed versions are available from school districts upon request.

Abbreviations Key

N/A Not Applicable N/AV Not Available N/C Not Collected N/R Not Reported I/S Insufficient Sample TBD To be determined

NI Newly Identified CSI Continuing School Improvement CA Corrective Action RP Plan to Restructure R Restructure DELAY School Improvement Status HOLD School Improvement Status