



SC Annual School Report Card Summary

RICHMOND DRIVE ELEMENTARY
 York 3
 Grades: K-5 Enrollment: 464
 Principal: Patrick Maness
 Superintendent: Lynn P. Moody
 Board Chair: Bob Norwood

PERFORMANCE

Comprehensive detail, including definitions of ratings, performance criteria, and explanations of status, is available on www.ed.sc.gov and www.eoc.sc.gov as well as school and school district websites. Printed versions are available from school districts upon request.

YEAR	ABSOLUTE RATING	GROWTH RATING	PALMETTO GOLD AND SILVER AWARD		AYP STATUS	NCLB IMPROVEMENT STATUS
			General Performance	Closing the Gap		
2011	Good	Average	TBD	TBD	Not Met	N/A
2010	Good	Average	N/A	N/A	Met	N/A
2009	Average	Average	N/A	N/A	Met	N/A

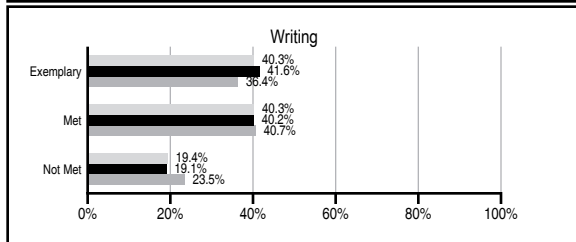
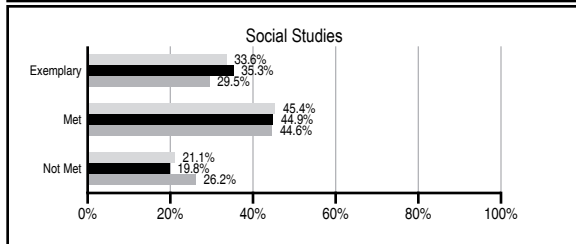
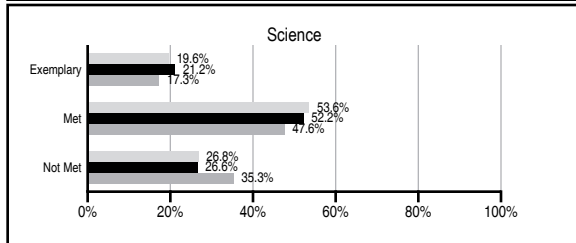
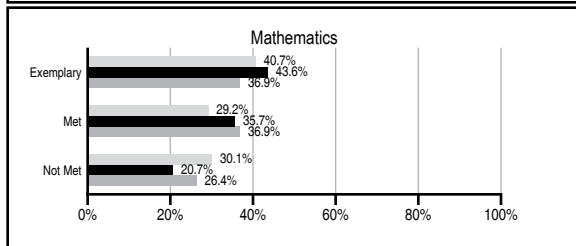
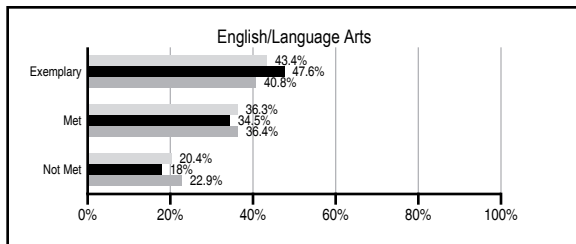
ABSOLUTE RATINGS OF ELEMENTARY SCHOOLS WITH STUDENTS LIKE OURS*

EXCELLENT	GOOD	AVERAGE	BELOW AVERAGE	AT-RISK
31	39	24	0	0

* Ratings are calculated with data available by 11/09/2011. Schools with Students Like Ours are Elementary Schools with Poverty Indices of no more than 5% above or below the index for this school.

PASS PERFORMANCE

Our School
 Elementary Schools with Students Like Ours
 Elementary schools statewide



NAEP PERFORMANCE*

* Performance reported for SC and nation, data not available at school level. Percentages at NAEP Achievement Levels.



SC PERFORMANCE VISION

By 2020 all students will graduate with the knowledge and skills necessary to compete successfully in the global economy, participate in a democratic society and contribute positively as members of families and communities.

Abbreviations Key

N/A Not Applicable N/AV Not Available N/C Not Collected N/R Not Reported I/S Insufficient Sample TBD To be determined

NI Newly Identified CSI Continuing School Improvement CA Corrective Action RP Plan to Restructure R Restructure DELAY School Improvement Status HOLD School Improvement Status

RICHMOND DRIVE ELEMENTARY [York 3]

SCHOOL PROFILE

	Our School	Change from Last Year	Elementary Schools with Students Like Ours	Median Elementary School
Students (n=464)				
Retention rate	0.4%	No Change	1.0%	1.1%
Attendance rate	96.6%	Up from 96.5%	96.2%	96.2%
Served by gifted and talented program	25.0%	Up from 16.2%	18.0%	13.4%
With disabilities other than speech	4.4%	Down from 7.1%	4.1%	4.1%
Older than usual for grade	0.0%	No Change	0.2%	0.3%
Out-of-school suspensions or expulsions for violent and/or criminal offenses	0.0%	No Change	0.0%	0.0%
Teachers (n=33)				
Teachers with advanced degrees	72.7%	Up from 62.9%	62.7%	62.5%
Continuing contract teachers	93.9%	Up from 91.4%	90.3%	88.2%
Teachers returning from previous year	91.1%	Up from 89.0%	89.4%	87.8%
Teacher attendance rate	96.7%	Down from 97.2%	95.3%	95.2%
Average teacher salary*	\$49,118	Down 2.8%	\$47,826	\$46,773
Classes not taught by highly qualified teachers	0.0%	No Change	0.0%	0.0%
Professional development days/teacher	11.7 days	Down from 13.7 days	11.1 days	10.5 days
School				
Principal's years at school	11.0	Up from 10.0	5.0	4.0
Student-teacher ratio in core subjects	20.0 to 1	Down from 21.3 to 1	20.7 to 1	19.9 to 1
Prime instructional time	92.4%	Down from 93.1%	90.3%	90.4%
Opportunities in the arts	Good	No Change	Good	Good
SACS accreditation	Yes	No Change	Yes	Yes
Parents attending conferences	100.0%	No Change	100.0%	100.0%
Character development program	Average	No Change	Excellent	Excellent
Dollars spent per pupil**	\$6,164	Down 2.7%	\$6,965	\$7,447
Percent of expenditures for instruction**	74.4%	Down from 76.3%	68.9%	68.4%
Percent of expenditures for teacher salaries**	73.3%	Down from 74.5%	66.1%	65.8%
% of AYP objectives met	82.4%	Down from 100.0%	95.2%	90.5%

* Length of contract = 185+ days.

** Prior year audited financial data available.

EVALUATION RESULTS

	Teachers	Students*	Parents*
Number of surveys returned	36	67	47
Percent satisfied with learning environment	94.3%	82.1%	93.2%
Percent satisfied with social and physical environment	100.0%	88.1%	97.9%
Percent satisfied with school-home relations	97.2%	89.6%	93.3%

*Only students at the highest elementary school grade level at this school and their parents were included.

REPORT OF PRINCIPAL AND SCHOOL IMPROVEMENT COUNCIL

Richmond Drive "went global" in 2010-2011. Over fifty families chose to join the RDES family in August 2011 to participate in the immersion Spanish and global studies program. Foreign language instruction expanded from third through fifth grade classes to include kindergarten, first and second grade students this year. Students learned science and social studies concepts totally in Spanish for twenty to thirty minutes every day. Senora Lynn Fulton, the lead Spanish teacher, was named the 2011 South Carolina Foreign Language Teacher of the Year. She also received a National Endowment of the Arts fellowship to study in Spain last June and July. Fifth grade students competed in a national video production contest promoting foreign language learning in schools. Administrators visited schools in Lexington, Greenville, and Charlotte to plan for future program expansions. Foreign language teachers wrote new curriculum for first and second grade students for next year. Students, parents, and staff look forward to expanding their perspective on the world.

The school community worked together in many other ways to help students grow and thrive this past year. First Assembly of God, Rock Hill Bible Fellowship and Westminster Presbyterian Church organized the Back to School Fair to help every student get a great start to school. PTO hosted the first Tiger Trot Fun Run which raised over \$16,000 for the school. Every student ran and received a Richmond Drive t-shirt, a snack, and a lot of encouragement from parents, Winthrop athletes, and staff members. It was a fantastic day. Richmond Drive students won the first ever district-wide Battle of the Books. Four teams of students read five different books and competed in the quiz bowl competition. Students learned about the environment through field trips to Camp Cherokee, the Catawba River, and Charleston. Others visited the Statehouse in Columbia, the Daniel Stowe Botanical Gardens in Belmont, and Discovery Place in Charlotte. Richmond Drive children experienced their own neighborhood by walking to Winthrop Lake, Fewell Park, and Winthrop Commons' restaurants and businesses. The school is fortunate to have a community that overwhelmingly supports teaching and learning.

Kathryn McGregor, SIC Chair
Patrick Maness, Principal

Comprehensive detail, including definitions of ratings, performance criteria, and explanations of status, is available on www.ed.sc.gov and www.eoc.sc.gov as well as school and school district websites.

Printed versions are available from school districts upon request.

Abbreviations Key

N/A Not Applicable N/AV Not Available N/C Not Collected N/R Not Reported I/S Insufficient Sample TBD To be determined
NI Newly Identified CSI Continuing School Improvement CA Corrective Action RP Plan to Restructure R Restructure DELAY School Improvement Status HOLD School Improvement Status