



SC Annual School Report Card Summary

FINLEY ROAD ELEMENTARY
 York 3
 Grades: K-5 Enrollment: 461
 Principal: Allen L. Bogan
 Superintendent: Lynn P. Moody
 Board Chair: Bob Norwood

PERFORMANCE

Comprehensive detail, including definitions of ratings, performance criteria, and explanations of status, is available on www.ed.sc.gov and www.eoc.sc.gov as well as school and school district websites. Printed versions are available from school districts upon request.

YEAR	ABSOLUTE RATING	GROWTH RATING	PALMETTO GOLD AND SILVER AWARD		AYP STATUS	NCLB IMPROVEMENT STATUS
			General Performance	Closing the Gap		
2011	Good	Good	TBD	TBD	Not Met	N/A
2010	Average	Average	N/A	N/A	Met	N/A
2009	Good	Average	N/A	N/A	Met	N/A

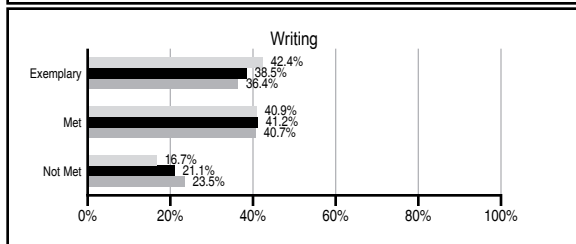
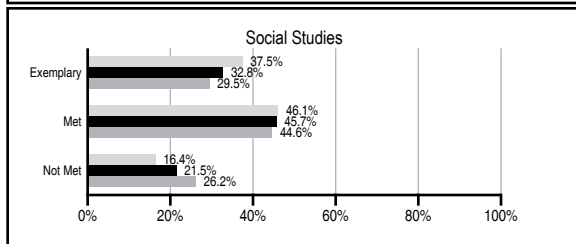
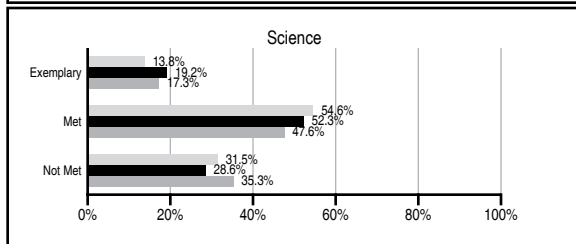
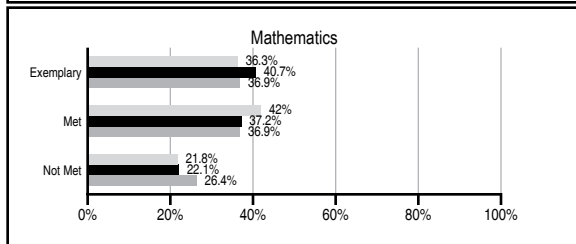
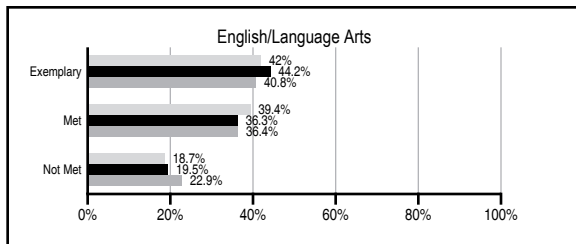
ABSOLUTE RATINGS OF ELEMENTARY SCHOOLS WITH STUDENTS LIKE OURS*

EXCELLENT	GOOD	AVERAGE	BELOW AVERAGE	AT-RISK
26	37	38	0	0

* Ratings are calculated with data available by 11/09/2011. Schools with Students Like Ours are Elementary Schools with Poverty Indices of no more than 5% above or below the index for this school.

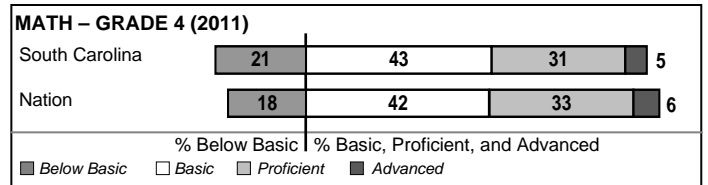
PASS PERFORMANCE

Our School
 Elementary Schools with Students Like Ours
 Elementary schools statewide



NAEP PERFORMANCE*

* Performance reported for SC and nation, data not available at school level. Percentages at NAEP Achievement Levels.



SC PERFORMANCE VISION

By 2020 all students will graduate with the knowledge and skills necessary to compete successfully in the global economy, participate in a democratic society and contribute positively as members of families and communities.

Abbreviations Key

N/A Not Applicable N/AV Not Available N/C Not Collected N/R Not Reported I/S Insufficient Sample TBD To be determined

NI Newly Identified CSI Continuing School Improvement CA Corrective Action RP Plan to Restructure R Restructure DELAY School Improvement Status HOLD School Improvement Status

FINLEY ROAD ELEMENTARY [York 3]

SCHOOL PROFILE

	Our School	Change from Last Year	Elementary Schools with Students Like Ours	Median Elementary School
Students (n=461)				
Retention rate	1.1%	Up from 0.8%	1.1%	1.1%
Attendance rate	96.0%	Down from 96.7%	96.1%	96.2%
Served by gifted and talented program	11.6%	Up from 11.1%	16.5%	13.4%
With disabilities other than speech	4.5%	Down from 8.9%	4.5%	4.1%
Older than usual for grade	0.0%	Down from 0.2%	0.2%	0.3%
Out-of-school suspensions or expulsions for violent and/or criminal offenses	0.0%	No Change	0.0%	0.0%
Teachers (n=28)				
Teachers with advanced degrees	60.7%	Up from 58.1%	60.9%	62.5%
Continuing contract teachers	82.1%	Up from 77.4%	90.0%	88.2%
Teachers returning from previous year	86.7%	Down from 86.9%	88.4%	87.8%
Teacher attendance rate	95.2%	Down from 96.5%	95.3%	95.2%
Average teacher salary*	\$49,872	Down 2.7%	\$46,534	\$46,773
Classes not taught by highly qualified teachers	0.0%	No Change	0.0%	0.0%
Professional development days/teacher	6.1 days	Down from 15.8 days	10.5 days	10.5 days
School				
Principal's years at school	2.0	Up from 1.0	5.0	4.0
Student-teacher ratio in core subjects	19.4 to 1	Down from 20.2 to 1	20.5 to 1	19.9 to 1
Prime instructional time	90.4%	Down from 92.6%	90.4%	90.4%
Opportunities in the arts	Good	Down from Excellent	Good	Good
SACS accreditation	Yes	No Change	Yes	Yes
Parents attending conferences	100.0%	Up from 96.0%	100.0%	100.0%
Character development program	Average	No Change	Excellent	Excellent
Dollars spent per pupil**	\$6,841	Up 3.6%	\$6,826	\$7,447
Percent of expenditures for instruction**	74.1%	Down from 74.7%	68.4%	68.4%
Percent of expenditures for teacher salaries**	73.2%	Up from 72.8%	66.0%	65.8%
% of AYP objectives met	94.1%	Down from 100.0%	94.1%	90.5%

* Length of contract = 185+ days.

** Prior year audited financial data available.

EVALUATION RESULTS

	Teachers	Students*	Parents*
Number of surveys returned	23	68	42
Percent satisfied with learning environment	95.7%	83.6%	90.5%
Percent satisfied with social and physical environment	95.7%	58.8%	90.5%
Percent satisfied with school-home relations	81.8%	92.6%	85.4%

*Only students at the highest elementary school grade level at this school and their parents were included.

REPORT OF PRINCIPAL AND SCHOOL IMPROVEMENT COUNCIL

Finley Road is a learning community committed to the development and success of every child. Our staff uses the district's four "pathways" to plan and implement an instructional program to meet the needs of our students. The pathways include Shared Vision and Beliefs, Nurturing Environment, Future Focus, and Design and Delivery of Quality Work. Through collaboration with parents and the community, students are held to high expectations to ensure academic success.

The School Improvement Council (SIC) works to promote continuous improvement. Portfolio Night is an event planned and implemented by the SIC. Parents of students in kindergarten through fifth grade are able to meet with classroom teachers to receive information concerning state and local assessments, and to receive data that shows how their children are progressing. The PTO is very involved in the school. This organization supports the faculty of Finley Road Elementary School and funds projects that augment the learning opportunities for our students.

Finley Road Elementary is committed to providing a nurturing environment for our staff and students. This year we continued to develop and implement our character education program using the nine virtue words that were established last year. Opportunities to practice good character are encouraged through our guidance counselor, extracurricular activities, and lessons taught by teachers. The school is dedicated to being a warm and welcoming environment to all.

Finley Road teachers align classroom instruction and lessons to the state and district standards in order to design and deliver quality work. The district literacy guide and math expectation guide have been implemented to provide a comprehensive program of study that is consistent among grade level teachers. Grade level teams collaborate to develop and revise formative assessments to monitor student progress and develop lesson plans. Teachers differentiate instruction to meet the needs of individual students. The faculty of Finley Road Elementary School has studied and begun implementing the Response To Intervention (RTI) model so that students will be supported to achieve to their fullest potential.

Our goal is to prepare our students to be successful in the digital environment of the 21st century. Communication, collaboration, and problem solving are important aspects of this process. Promethean Boards and computers enhance instruction and provide students the opportunity to maximize their learning.

Finley Road is dedicated to the development of the whole child. We will continue to provide quality work, opportunities for students to use technology, and a nurturing environment. With the support of our staff, parents, and community, Finley Road students will continue to learn, grow, connect, and thrive.

Allen L. Bogan, Principal
Carrie Gaffney, SIC Chairperson

Comprehensive detail, including definitions of ratings, performance criteria, and explanations of status, is available on www.ed.sc.gov and www.eoc.sc.gov as well as school and school district websites.

Printed versions are available from school districts upon request.

Abbreviations Key

N/A Not Applicable N/AV Not Available N/C Not Collected N/R Not Reported I/S Insufficient Sample TBD To be determined
NI Newly Identified CSI Continuing School Improvement CA Corrective Action RP Plan to Restructure R Restructure DELAY School Improvement Status HOLD School Improvement Status