



SC Annual School Report Card Summary

GRIGGS ROAD ELEMENTARY
Clover

Grades: PK-5 Enrollment: 544

Principal: Kenda P. Cook

Superintendent: Marc. J. Sosne

Board Chair: Franklin Pendleton

PERFORMANCE

Comprehensive detail, including definitions of ratings, performance criteria, and explanations of status, is available on www.ed.sc.gov and www.eoc.sc.gov as well as school and school district websites. Printed versions are available from school districts upon request.

YEAR	ABSOLUTE RATING	GROWTH RATING	PALMETTO GOLD AND SILVER AWARD		AYP STATUS	NCLB IMPROVEMENT STATUS
			General Performance	Closing the Gap		
2011	Excellent	Excellent	TBD	TBD	Met	N/A
2010	Excellent	Excellent	Gold	Silver	Met	N/A
2009	Excellent	Average	Gold	N/A	Met	N/A

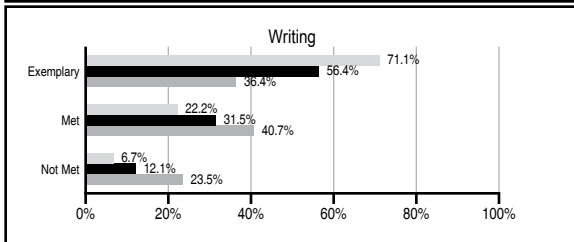
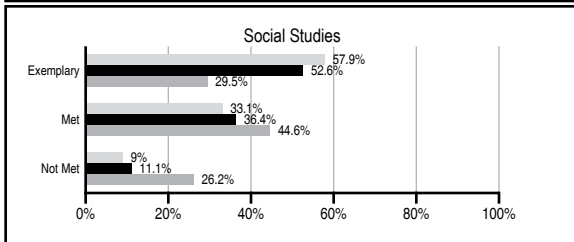
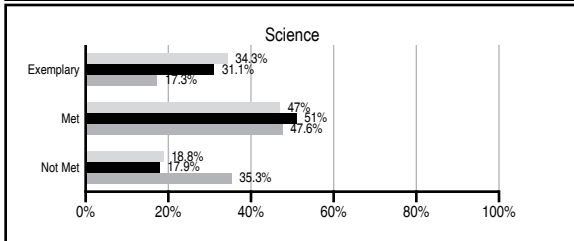
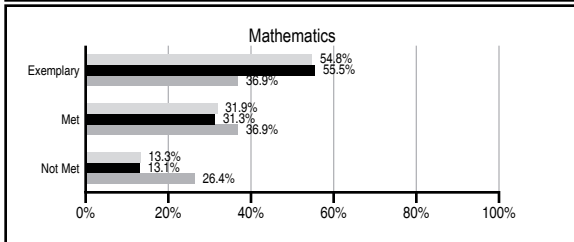
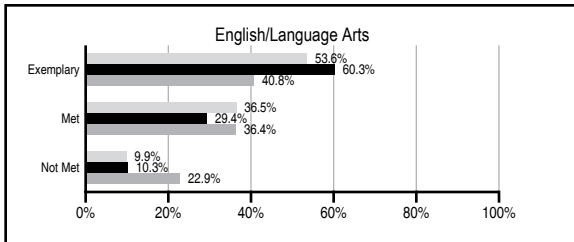
ABSOLUTE RATINGS OF ELEMENTARY SCHOOLS WITH STUDENTS LIKE OURS*

EXCELLENT	GOOD	AVERAGE	BELOW AVERAGE	AT-RISK
24	2	0	0	0

* Ratings are calculated with data available by 11/09/2011. Schools with Students Like Ours are Elementary Schools with Poverty Indices of no more than 5% above or below the index for this school.



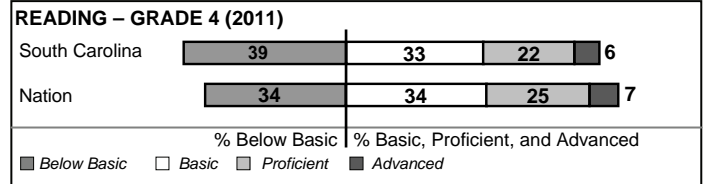
PASS PERFORMANCE

Our School
 Elementary Schools with Students Like Ours
 Elementary schools statewide



NAEP PERFORMANCE*

* Performance reported for SC and nation, data not available at school level. Percentages at NAEP Achievement Levels.



SC PERFORMANCE VISION

By 2020 all students will graduate with the knowledge and skills necessary to compete successfully in the global economy, participate in a democratic society and contribute positively as members of families and communities.

Abbreviations Key

N/A Not Applicable N/AV Not Available N/C Not Collected N/R Not Reported I/S Insufficient Sample TBD To be determined

NI Newly Identified CSI Continuing School Improvement CA Corrective Action RP Plan to Restructure R Restructure DELAY School Improvement Status HOLD School Improvement Status

GRIGGS ROAD ELEMENTARY [Clover]

SCHOOL PROFILE

	Our School	Change from Last Year	Elementary Schools with Students Like Ours	Median Elementary School
Students (n=544)				
Retention rate	1.8%	Up from 0.4%	0.6%	1.1%
Attendance rate	96.9%	Up from 96.8%	96.7%	96.2%
Served by gifted and talented program	26.4%	Up from 26.2%	31.0%	13.4%
With disabilities other than speech	1.0%	Down from 3.6%	3.6%	4.1%
Older than usual for grade	0.4%	Up from 0.0%	0.1%	0.3%
Out-of-school suspensions or expulsions for violent and/or criminal offenses	0.0%	No Change	0.0%	0.0%
Teachers (n=35)				
Teachers with advanced degrees	57.1%	Up from 56.4%	63.9%	62.5%
Continuing contract teachers	88.6%	Up from 79.5%	92.2%	88.2%
Teachers returning from previous year	89.9%	No Change	90.3%	87.8%
Teacher attendance rate	95.5%	Up from 95.0%	94.6%	95.2%
Average teacher salary*	\$50,902	Up 1.6%	\$48,556	\$46,773
Classes not taught by highly qualified teachers	0.0%	No Change	0.0%	0.0%
Professional development days/teacher	12.4 days	Up from 11.5 days	10.6 days	10.5 days
School				
Principal's years at school	1.0	Down from 7.0	4.5	4.0
Student-teacher ratio in core subjects	19.3 to 1	Down from 20.6 to 1	21.3 to 1	19.9 to 1
Prime instructional time	91.1%	Up from 90.6%	91.0%	90.4%
Opportunities in the arts	Good	No Change	Good	Good
SACS accreditation	No	No Change	Yes	Yes
Parents attending conferences	99.7%	Up from 96.3%	100.0%	100.0%
Character development program	Excellent	No Change	Excellent	Excellent
Dollars spent per pupil**	\$8,244	Down 2.4%	\$6,494	\$7,447
Percent of expenditures for instruction**	66.9%	Down from 69.4%	69.9%	68.4%
Percent of expenditures for teacher salaries**	64.7%	Down from 66.3%	68.8%	65.8%
% of AYP objectives met	100.0%	No Change	100.0%	90.5%

* Length of contract = 185+ days.

** Prior year audited financial data available.

EVALUATION RESULTS

	Teachers	Students*	Parents*
Number of surveys returned	41	89	62
Percent satisfied with learning environment	97.6%	92.1%	96.7%
Percent satisfied with social and physical environment	100.0%	93.3%	98.3%
Percent satisfied with school-home relations	100.0%	94.4%	91.7%

*Only students at the highest elementary school grade level at this school and their parents were included.

REPORT OF PRINCIPAL AND SCHOOL IMPROVEMENT COUNCIL

Griggs Road Elementary School continues to provide a quality education for all children. Our students, teachers, and parents are dedicated to this goal. Recently Griggs Road received the Palmetto Gold Award from the South Carolina Education Oversight Committee for academic achievement. Our school also received the Closing the Achievement Gap Award.

Students have opportunities to excel in extracurricular areas. Every student submitted art work to Artsonia, an on-line children's art website. Students were able to participate in clubs such as: Physical Education/Cup Stacking Club, Geocaching Club, Girls on the Run Program, Chorus and Be a Fan Club. Our Speed Stacking team took top honors for the second year at the district speed stacking competition. The Be A Fan Club was recognized by the SC Unified Sports Association as one of the best in the state of South Carolina.

Griggs Road encouraged students to be good citizens by emphasizing co-curricular activities such as service learning and character education. Throughout the school year, students were encouraged to participate in monthly service learning projects which were sponsored by our student council.

Parent involvement is important to the culture of Griggs Road. Our SIC and PTO contribute their time and talents to many projects/activities at our school. Parents work diligently to raise funds for school equipment, supplemental instructional materials, and provide opportunities for students to learn through various school assembly programs. Parents and community members are a vital part of our school. Griggs Road strives to make our parents and community volunteers feel welcome and appreciated.

Academic excellence is our primary goal at Griggs Road. Our school staff strives to maintain a quality education for all our students in a safe, nurturing, and healthy environment. This goal is achieved with the combined efforts of our faculty, staff, and parents.

Kenda P. Cook, Principal
Aimee Hill, Chairperson, School Improvement Council

Comprehensive detail, including definitions of ratings, performance criteria, and explanations of status, is available on www.ed.sc.gov and www.eoc.sc.gov as well as school and school district websites.

Printed versions are available from school districts upon request.

Abbreviations Key

N/A Not Applicable N/AV Not Available N/C Not Collected N/R Not Reported I/S Insufficient Sample TBD To be determined
NI Newly Identified CSI Continuing School Improvement CA Corrective Action RP Plan to Restructure R Restructure DELAY School Improvement Status HOLD School Improvement Status