



# SC Annual School Report Card Summary

**LARNE ELEMENTARY**  
Clover

Grades: PK-5

Enrollment: 589

Principal: Georgia Westmoreland

Superintendent: Marc. J. Sosne

Board Chair: Franklin Pendleton

## PERFORMANCE

Comprehensive detail, including definitions of ratings, performance criteria, and explanations of status, is available on [www.ed.sc.gov](http://www.ed.sc.gov) and [www.eoc.sc.gov](http://www.eoc.sc.gov) as well as school and school district websites. Printed versions are available from school districts upon request.

YEAR	ABSOLUTE RATING	GROWTH RATING	PALMETTO GOLD AND SILVER AWARD		AYP STATUS	NCLB IMPROVEMENT STATUS
			General Performance	Closing the Gap		
2011	Excellent	Excellent	TBD	TBD	Met	N/A
2010	Excellent	Good	Gold	N/A	Met	N/A
2009	N/A	N/A	N/A	N/A	N/A	N/A

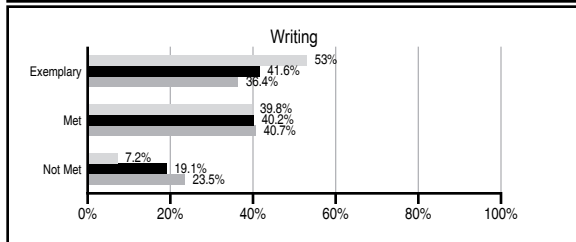
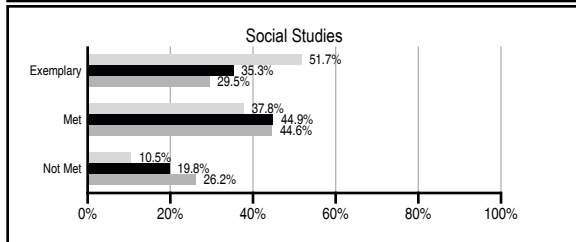
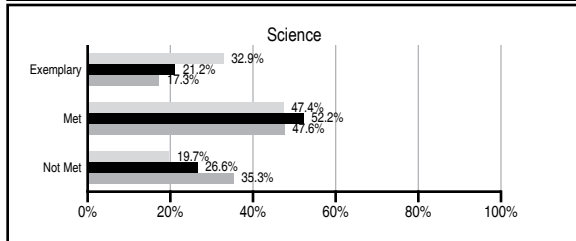
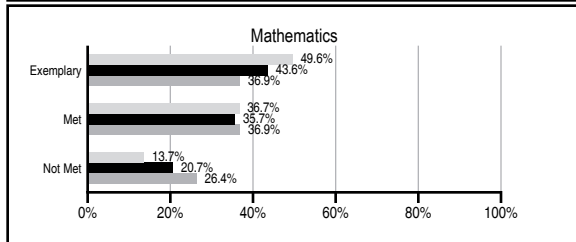
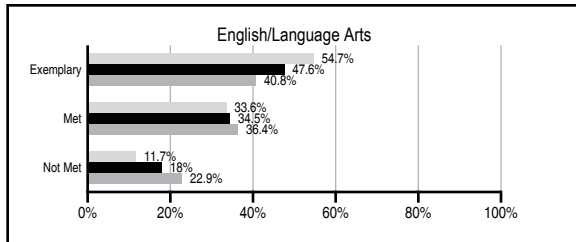
## ABSOLUTE RATINGS OF ELEMENTARY SCHOOLS WITH STUDENTS LIKE OURS\*

EXCELLENT	GOOD	AVERAGE	BELOW AVERAGE	AT-RISK
31	39	24	0	0

\* Ratings are calculated with data available by 11/09/2011. Schools with Students Like Ours are Elementary Schools with Poverty Indices of no more than 5% above or below the index for this school.


## PASS PERFORMANCE

Our School
  Elementary Schools with Students Like Ours
  Elementary schools statewide



## NAEP PERFORMANCE\*

\* Performance reported for SC and nation, data not available at school level. Percentages at NAEP Achievement Levels.



## SC PERFORMANCE VISION

*By 2020 all students will graduate with the knowledge and skills necessary to compete successfully in the global economy, participate in a democratic society and contribute positively as members of families and communities.*

### Abbreviations Key

N/A Not Applicable N/AV Not Available N/C Not Collected N/R Not Reported I/S Insufficient Sample TBD To be determined

NI Newly Identified CSI Continuing School Improvement CA Corrective Action RP Plan to Restructure R Restructure DELAY School Improvement Status HOLD School Improvement Status

# LARNE ELEMENTARY [Clover]

## SCHOOL PROFILE

	Our School	Change from Last Year	Elementary Schools with Students Like Ours	Median Elementary School
<b>Students (n=589)</b>				
Retention rate	0.4%	Up from 0.0%	1.0%	1.1%
Attendance rate	96.2%	Down from 96.3%	96.2%	96.2%
Served by gifted and talented program	21.2%	Up from 17.0%	18.0%	13.4%
With disabilities other than speech	1.0%	Down from 4.7%	4.1%	4.1%
Older than usual for grade	0.2%	Down from 0.5%	0.2%	0.3%
Out-of-school suspensions or expulsions for violent and/or criminal offenses	0.0%	No Change	0.0%	0.0%
<b>Teachers (n=37)</b>				
Teachers with advanced degrees	73.0%	Down from 74.4%	62.7%	62.5%
Continuing contract teachers	78.4%	Up from 74.4%	90.3%	88.2%
Teachers returning from previous year	N/A	N/A	89.4%	87.8%
Teacher attendance rate	97.1%	Down from 97.8%	95.3%	95.2%
Average teacher salary*	\$49,276	Down 4.9%	\$47,826	\$46,773
Classes not taught by highly qualified teachers	0.0%	No Change	0.0%	0.0%
Professional development days/teacher	12.2 days	Up from 11.3 days	11.1 days	10.5 days
<b>School</b>				
Principal's years at school	2.0	Up from 1.0	5.0	4.0
Student-teacher ratio in core subjects	17.7 to 1	Down from 19.1 to 1	20.7 to 1	19.9 to 1
Prime instructional time	91.1%	Down from 92.8%	90.3%	90.4%
Opportunities in the arts	Good	No Change	Good	Good
SACS accreditation	Yes	No Change	Yes	Yes
Parents attending conferences	100.0%	Up from 99.7%	100.0%	100.0%
Character development program	Excellent	No Change	Excellent	Excellent
Dollars spent per pupil**	\$9,559	N/A	\$6,965	\$7,447
Percent of expenditures for instruction**	70.1%	N/A	68.9%	68.4%
Percent of expenditures for teacher salaries**	64.8%	N/A	66.1%	65.8%
% of AYP objectives met	100.0%	No Change	95.2%	90.5%

\* Length of contract = 185+ days.

\*\* Prior year audited financial data available.

## REPORT OF PRINCIPAL AND SCHOOL IMPROVEMENT COUNCIL

At Larne, our motto: A community of learners, inspiring all to think, to learn, to achieve and to care has served as the blueprint to building an educationally enriching environment where the staff has agreed to be the guiding force behind the work that we do to get children to succeed. This year our school was honored by the state with a Palmetto Gold Award for the number of children that scored advanced or proficient on PASS.

At Larne Elementary, we believe that student success is promoted through purposeful and engaging work. Student progress is monitored through benchmark testing while teachers design lessons with academic rigor and provide academic assistance opportunities. One of our goals is to help build character and good work ethic in all children. Many of our efforts are spent on uniting the home, school, and community in order to increase the educational value offered to our children. Educators at Larne are provided with encouragement, time, resources and professional development. We believe in empowering teachers to become leaders and masters of their craft. Our teachers were recognized for being the most engaged teachers in the district based on results from a district survey.

Larne is a Title I funded school that promotes data and technology-driven instruction. Instruction is brought to life by use of an Arts Integration teacher, who plans with teachers to use state standards and the arts to immerse students in artistically enriched lessons. As we educate the whole child, we use The Love and Logic discipline model to help children be responsible for decisions made in regards to their behavior. A school survey revealed that our parents are involved and satisfied with the instruction and safety at our school.

## EVALUATION RESULTS

	Teachers	Students*	Parents*
Number of surveys returned	41	79	71
Percent satisfied with learning environment	97.6%	94.9%	100.0%
Percent satisfied with social and physical environment	97.6%	91.0%	97.1%
Percent satisfied with school-home relations	100.0%	88.5%	100.0%

\*Only students at the highest elementary school grade level at this school and their parents were included.

Comprehensive detail, including definitions of ratings, performance criteria, and explanations of status, is available on [www.ed.sc.gov](http://www.ed.sc.gov) and [www.eoc.sc.gov](http://www.eoc.sc.gov) as well as school and school district websites.

Printed versions are available from school districts upon request.

### Abbreviations Key

N/A Not Applicable N/AV Not Available N/C Not Collected N/R Not Reported I/S Insufficient Sample TBD To be determined  
 NI Newly Identified CSI Continuing School Improvement CA Corrective Action RP Plan to Restructure R Restructure DELAY School Improvement Status HOLD School Improvement Status