



SC Annual School Report Card Summary

KINARD ELEMENTARY
Clover

Grades: PK-5

Enrollment: 348

Principal: Kathryn Weathers

Superintendent: Marc. J. Sosne

Board Chair: Franklin Pendleton

PERFORMANCE

Comprehensive detail, including definitions of ratings, performance criteria, and explanations of status, is available on www.ed.sc.gov and www.eoc.sc.gov as well as school and school district websites. Printed versions are available from school districts upon request.

YEAR	ABSOLUTE RATING	GROWTH RATING	PALMETTO GOLD AND SILVER AWARD		AYP STATUS	NCLB IMPROVEMENT STATUS
			General Performance	Closing the Gap		
2011	Good	Good	TBD	TBD	Not Met	N/A
2010	Average	Average	N/A	N/A	Met	N/A
2009	Good	Good	Silver	N/A	Met	N/A

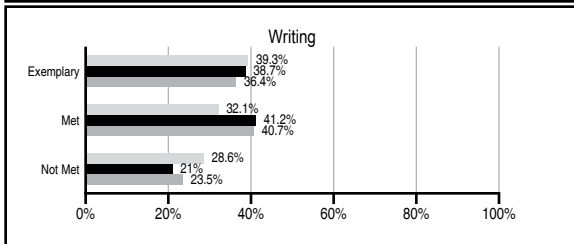
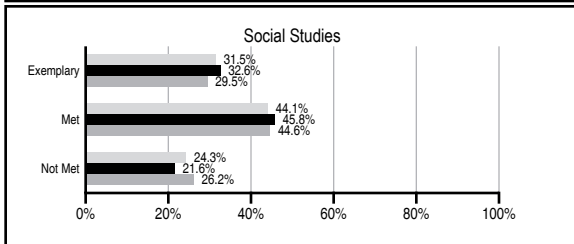
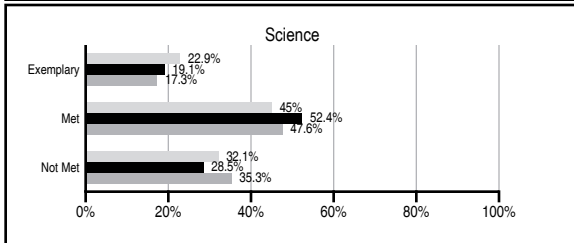
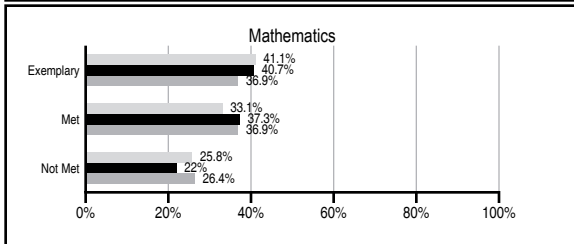
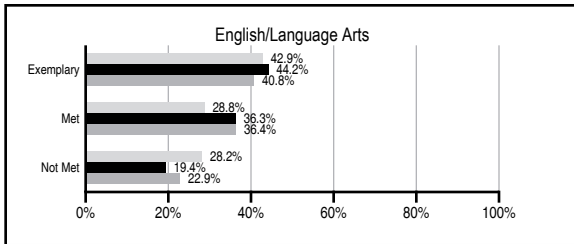
ABSOLUTE RATINGS OF ELEMENTARY SCHOOLS WITH STUDENTS LIKE OURS*

EXCELLENT	GOOD	AVERAGE	BELOW AVERAGE	AT-RISK
25	41	37	0	0

* Ratings are calculated with data available by 11/09/2011. Schools with Students Like Ours are Elementary Schools with Poverty Indices of no more than 5% above or below the index for this school.



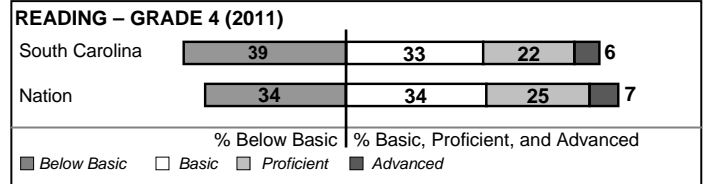
PASS PERFORMANCE

Our School
 Elementary Schools with Students Like Ours
 Elementary schools statewide



NAEP PERFORMANCE*

* Performance reported for SC and nation, data not available at school level. Percentages at NAEP Achievement Levels.



SC PERFORMANCE VISION

By 2020 all students will graduate with the knowledge and skills necessary to compete successfully in the global economy, participate in a democratic society and contribute positively as members of families and communities.

Abbreviations Key

N/A Not Applicable N/AV Not Available N/C Not Collected N/R Not Reported I/S Insufficient Sample TBD To be determined

NI Newly Identified CSI Continuing School Improvement CA Corrective Action RP Plan to Restructure R Restructure DELAY School Improvement Status HOLD School Improvement Status

KINARD ELEMENTARY [Clover]

SCHOOL PROFILE

	Our School	Change from Last Year	Elementary Schools with Students Like Ours	Median Elementary School
Students (n=348)				
Retention rate	0.6%	Up from 0.0%	1.1%	1.1%
Attendance rate	96.5%	Up from 95.8%	96.1%	96.2%
Served by gifted and talented program	21.5%	Up from 15.2%	16.4%	13.4%
With disabilities other than speech	2.5%	Down from 8.6%	4.5%	4.1%
Older than usual for grade	0.0%	No Change	0.2%	0.3%
Out-of-school suspensions or expulsions for violent and/or criminal offenses	0.3%	Up from 0.0%	0.0%	0.0%
Teachers (n=28)				
Teachers with advanced degrees	46.4%	Down from 53.3%	60.7%	62.5%
Continuing contract teachers	82.1%	Up from 73.3%	90.0%	88.2%
Teachers returning from previous year	70.0%	Down from 71.6%	88.4%	87.8%
Teacher attendance rate	95.2%	Down from 96.6%	95.3%	95.2%
Average teacher salary*	\$45,283	Down 5.4%	\$46,280	\$46,773
Classes not taught by highly qualified teachers	0.0%	Down from 3.2%	0.0%	0.0%
Professional development days/teacher	10.8 days	Up from 5.7 days	10.5 days	10.5 days
School				
Principal's years at school	2.0	Up from 1.0	5.0	4.0
Student-teacher ratio in core subjects	16.3 to 1	Up from 16.1 to 1	20.5 to 1	19.9 to 1
Prime instructional time	89.2%	Down from 90.8%	90.4%	90.4%
Opportunities in the arts	Good	No Change	Good	Good
SACS accreditation	Yes	No Change	Yes	Yes
Parents attending conferences	100.0%	Up from 95.7%	100.0%	100.0%
Character development program	Excellent	No Change	Excellent	Excellent
Dollars spent per pupil**	\$10,455	Up 8.8%	\$6,826	\$7,447
Percent of expenditures for instruction**	69.5%	Down from 70.8%	68.3%	68.4%
Percent of expenditures for teacher salaries**	64.7%	Down from 66.3%	65.9%	65.8%
% of AYP objectives met	76.5%	Down from 100.0%	94.1%	90.5%

* Length of contract = 185+ days.

** Prior year audited financial data available.

EVALUATION RESULTS

	Teachers	Students*	Parents*
Number of surveys returned	14	47	34
Percent satisfied with learning environment	78.6%	97.9%	91.2%
Percent satisfied with social and physical environment	85.7%	93.6%	94.1%
Percent satisfied with school-home relations	85.7%	95.7%	91.2%

*Only students at the highest elementary school grade level at this school and their parents were included.

REPORT OF PRINCIPAL AND SCHOOL IMPROVEMENT COUNCIL

Kinard Elementary School is located in the heart of Clover, SC and serves approximately 400 students from pre-kindergarten to fifth grade. Kinard is committed to providing an educational program that encourages academic success and personal growth to each student. The academic program at Kinard Elementary provides each child with instruction appropriate to their individual needs. Teachers use common planning time to collaborate with one another in an effort to provide meaningful, purposeful instruction. Relevant connections are encouraged in lesson planning. Grade level field trips provide an opportunity for students to make these connections beyond the classroom. Additionally, teachers participate in professional development opportunities within the district and state. Kinard's literacy coach emphasizes research-based literacy practices through coaching and modeling. A 90-minute literacy block is utilized by all classroom teachers and teachers focus heavily on literacy skills through guided reading groups. Kinard strives for excellence with a standards-based curriculum program. In order to give students the tools to develop essential life skills they will need for success in the 21st century, Kinard is embarking on The Leader in Me. This program is built on proven leadership skills found in Dr. Stephen Covey's best-selling book, The 7 Habits of Highly Effective People. This year, Kinard's leadership team has initiated the process by designing a new school logo, creating student portfolios, and encouraging student-led conferences. Students are expected to demonstrate leadership skills in all facets of their school day.

Parents continue to be a vital part of our students' success at Kinard. Monthly parent-nights are held for parents to enjoy meals while their child showcases his/her academic talents through performances. Traditional events remain the foundation of Kinard and families enjoy Santa's Secret Workshop, Veterans Day Celebration, Fine Arts Festival, and Jump Rope for Heart. Monthly family events including local Hardees nights and skate nights prove to be family-centered also. Love and Logic parenting classes continue to be offered each semester and these skills are a direct correlation with the discipline program enforced in the classroom.

Kinard Elementary is committed to continuous improvement. We recognize that building relationships and immersing ourselves in our school community will help our students build a bridge between home and school. We pledge to deliver rigorous instruction to our students and focus on maintaining a positive culture in our school. Our ongoing goal is for our students to become lifelong learners and productive citizens in their community.

Respectfully submitted,

Tonya Long-Cotton, SIC chairperson
Kathyne S. Weathers, Principal

Comprehensive detail, including definitions of ratings, performance criteria, and explanations of status, is available on www.ed.sc.gov and www.eoc.sc.gov as well as school and school district websites.

Printed versions are available from school districts upon request.

Abbreviations Key

N/A Not Applicable N/AV Not Available N/C Not Collected N/R Not Reported I/S Insufficient Sample TBD To be determined

NI Newly Identified CSI Continuing School Improvement CA Corrective Action RP Plan to Restructure R Restructure DELAY School Improvement Status HOLD School Improvement Status