



SC Annual School Report Card Summary

BETHEL ELEMENTARY
Clover

Grades: PK-5

Enrollment: 375

Principal: Tom Guinane

Superintendent: Marc. J. Sosne

Board Chair: Franklin Pendleton

PERFORMANCE

Comprehensive detail, including definitions of ratings, performance criteria, and explanations of status, is available on www.ed.sc.gov and www.eoc.sc.gov as well as school and school district websites. Printed versions are available from school districts upon request.

YEAR	ABSOLUTE RATING	GROWTH RATING	PALMETTO GOLD AND SILVER AWARD		AYP STATUS	NCLB IMPROVEMENT STATUS
			General Performance	Closing the Gap		
2011	Excellent	Excellent	TBD	TBD	Not Met	N/A
2010	Excellent	Excellent	Gold	N/A	Met	N/A
2009	Excellent	Good	Gold	N/A	Met	N/A

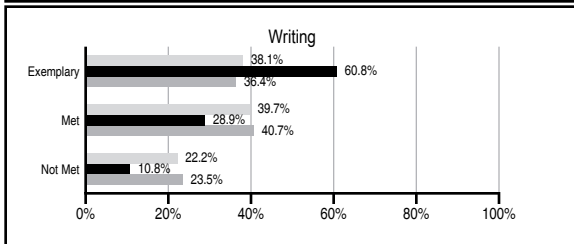
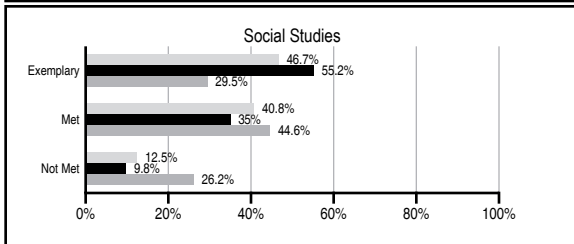
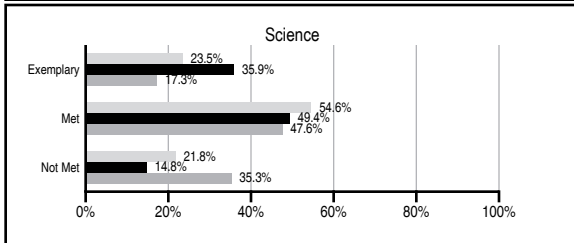
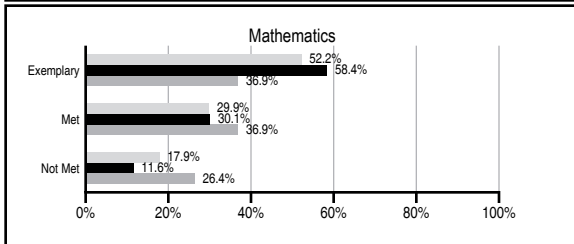
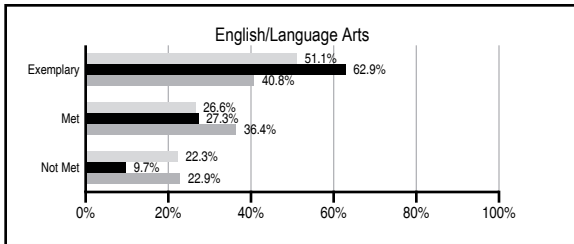
ABSOLUTE RATINGS OF ELEMENTARY SCHOOLS WITH STUDENTS LIKE OURS*

EXCELLENT	GOOD	AVERAGE	BELOW AVERAGE	AT-RISK
19	2	0	0	0

* Ratings are calculated with data available by 11/09/2011. Schools with Students Like Ours are Elementary Schools with Poverty Indices of no more than 5% above or below the index for this school.



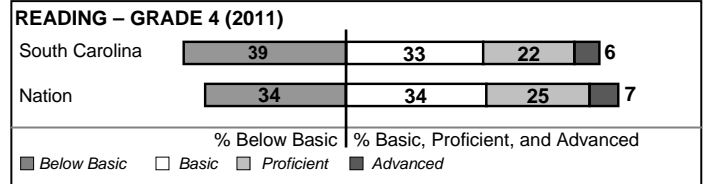
PASS PERFORMANCE

Our School
 Elementary Schools with Students Like Ours
 Elementary schools statewide



NAEP PERFORMANCE*

* Performance reported for SC and nation, data not available at school level. Percentages at NAEP Achievement Levels.



SC PERFORMANCE VISION

By 2020 all students will graduate with the knowledge and skills necessary to compete successfully in the global economy, participate in a democratic society and contribute positively as members of families and communities.

Abbreviations Key

N/A Not Applicable N/AV Not Available N/C Not Collected N/R Not Reported I/S Insufficient Sample TBD To be determined

NI Newly Identified CSI Continuing School Improvement CA Corrective Action RP Plan to Restructure R Restructure DELAY School Improvement Status HOLD School Improvement Status

BETHEL ELEMENTARY [Clover]

SCHOOL PROFILE

	Our School	Change from Last Year	Elementary Schools with Students Like Ours	Median Elementary School
Students (n=375)				
Retention rate	0.3%	Down from 1.7%	0.6%	1.1%
Attendance rate	96.9%	Up from 96.8%	96.7%	96.2%
Served by gifted and talented program	27.7%	Down from 30.1%	31.2%	13.4%
With disabilities other than speech	3.4%	Down from 6.9%	2.8%	4.1%
Older than usual for grade	0.3%	Up from 0.0%	0.0%	0.3%
Out-of-school suspensions or expulsions for violent and/or criminal offenses	0.0%	No Change	0.0%	0.0%
Teachers (n=27)				
Teachers with advanced degrees	77.8%	Up from 69.0%	68.4%	62.5%
Continuing contract teachers	96.3%	Up from 93.1%	93.2%	88.2%
Teachers returning from previous year	89.3%	Down from 92.9%	89.9%	87.8%
Teacher attendance rate	94.8%	Down from 95.0%	95.2%	95.2%
Average teacher salary*	\$56,647	Up 0.2%	\$49,400	\$46,773
Classes not taught by highly qualified teachers	0.0%	No Change	0.0%	0.0%
Professional development days/teacher	10.8 days	Up from 9.7 days	10.4 days	10.5 days
School				
Principal's years at school	4.0	Up from 3.0	5.0	4.0
Student-teacher ratio in core subjects	17.5 to 1	Up from 17.3 to 1	21.0 to 1	19.9 to 1
Prime instructional time	90.3%	Down from 90.5%	91.1%	90.4%
Opportunities in the arts	Good	No Change	Good	Good
SACS accreditation	No	No Change	Yes	Yes
Parents attending conferences	100.0%	No Change	100.0%	100.0%
Character development program	Excellent	No Change	Excellent	Excellent
Dollars spent per pupil**	\$9,779	Up 26.8%	\$7,216	\$7,447
Percent of expenditures for instruction**	67.8%	Down from 71.7%	71.4%	68.4%
Percent of expenditures for teacher salaries**	65.8%	Down from 69.4%	70.2%	65.8%
% of AYP objectives met	84.6%	Down from 100.0%	100.0%	90.5%

* Length of contract = 185+ days.

** Prior year audited financial data available.

REPORT OF PRINCIPAL AND SCHOOL IMPROVEMENT COUNCIL

The mission of Bethel Elementary School, in partnership with the community is to prepare lifelong problem solvers who will be productive in a culturally diverse and technologically oriented world by providing a quality education in a safe environment conducive to learning. All stakeholders including teachers, administration, and parents work together to provide a high quality education in a safe and welcoming environment.

Bethel Elementary is very proud to be the recipient of the Palmetto Gold Award this past school year. Bethel Elementary has received either the Gold or Silver Palmetto Award for the past 11 years, a direct reflection of the expectations placed on students to achieve their highest potential by the teachers and staff. One hundred percent of the faculty is highly qualified as required by federal and state law and eighty-five percent of certified staff have advanced degrees. There are also seven National Board Certified teachers on staff at Bethel.

Bethel is fortunate to have an actively involved Parent Teacher Organization. The PTO is responsible for the many activities and funds that are provided throughout the school year. Some of these include the annual Fall Carnival, Artist in Residence program, and family fun nights. The PTO provides monetary funds for teachers' support in the classroom to enhance the learning of all students. This year, the PTO purchased 25 digital cameras and technological software to enhance our technology initiatives.

Recently, Bethel teachers, staff and parents completed the Five Year School Renewal Strategic Plan with implementation of the plan to begin in August. Bethel continues to be an exceptional institution of learning and will strive to maintain the level of excellence that was established over the past 80 years.

EVALUATION RESULTS

	Teachers	Students*	Parents*
Number of surveys returned	15	60	53
Percent satisfied with learning environment	100.0%	70.0%	86.5%
Percent satisfied with social and physical environment	100.0%	81.7%	88.7%
Percent satisfied with school-home relations	100.0%	86.7%	76.5%

*Only students at the highest elementary school grade level at this school and their parents were included.

Comprehensive detail, including definitions of ratings, performance criteria, and explanations of status, is available on www.ed.sc.gov and www.eoc.sc.gov as well as school and school district websites.

Printed versions are available from school districts upon request.

Abbreviations Key

N/A Not Applicable N/AV Not Available N/C Not Collected N/R Not Reported I/S Insufficient Sample TBD To be determined
 NI Newly Identified CSI Continuing School Improvement CA Corrective Action RP Plan to Restructure R Restructure DELAY School Improvement Status HOLD School Improvement Status