



SC Annual School Report Card Summary

BETHANY ELEMENTARY
Clover
Grades: PK-5 Enrollment: 280
Principal: Calub Courtwright
Superintendent: Marc. J. Sosne
Board Chair: Franklin Pendleton

PERFORMANCE

Comprehensive detail, including definitions of ratings, performance criteria, and explanations of status, is available on www.ed.sc.gov and www.eoc.sc.gov as well as school and school district websites. Printed versions are available from school districts upon request.

YEAR	ABSOLUTE RATING	GROWTH RATING	PALMETTO GOLD AND SILVER AWARD		AYP STATUS	NCLB IMPROVEMENT STATUS
			General Performance	Closing the Gap		
2011	Excellent	Excellent	TBD	TBD	Met	N/A
2010	Excellent	Excellent	Gold	Silver	Met	N/A
2009	Excellent	Good	Gold	Gold	Met	N/A

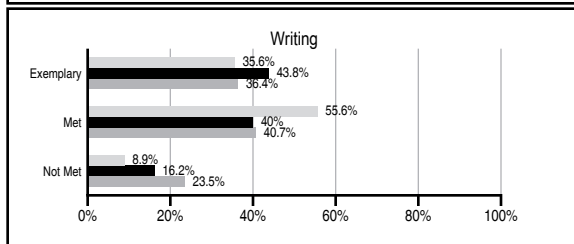
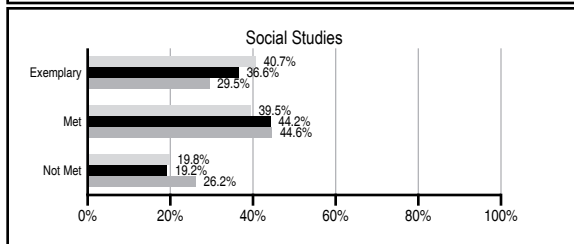
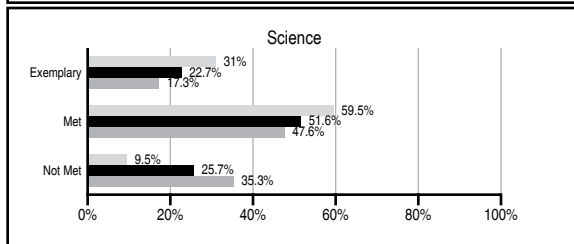
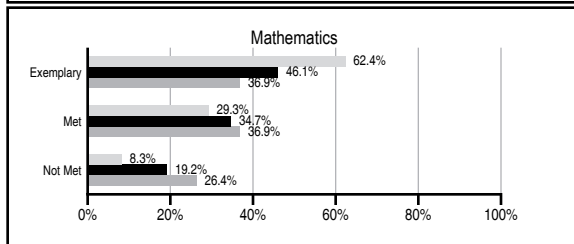
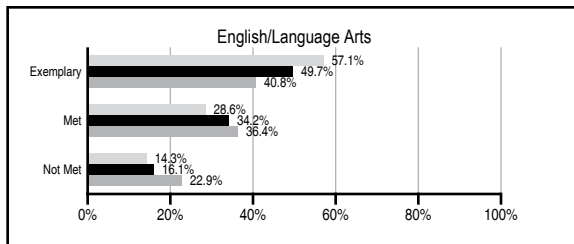
ABSOLUTE RATINGS OF ELEMENTARY SCHOOLS WITH STUDENTS LIKE OURS*

EXCELLENT	GOOD	AVERAGE	BELOW AVERAGE	AT-RISK
31	33	12	0	0

* Ratings are calculated with data available by 11/09/2011. Schools with Students Like Ours are Elementary Schools with Poverty Indices of no more than 5% above or below the index for this school.

PASS PERFORMANCE

Our School
 Elementary Schools with Students Like Ours
 Elementary schools statewide



NAEP PERFORMANCE*

* Performance reported for SC and nation, data not available at school level. Percentages at NAEP Achievement Levels.



SC PERFORMANCE VISION

By 2020 all students will graduate with the knowledge and skills necessary to compete successfully in the global economy, participate in a democratic society and contribute positively as members of families and communities.

Abbreviations Key

N/A Not Applicable N/AV Not Available N/C Not Collected N/R Not Reported I/S Insufficient Sample TBD To be determined

NI Newly Identified CSI Continuing School Improvement CA Corrective Action RP Plan to Restructure R Restructure DELAY School Improvement Status HOLD School Improvement Status

BETHANY ELEMENTARY [Clover]

SCHOOL PROFILE

	Our School	Change from Last Year	Elementary Schools with Students Like Ours	Median Elementary School
Students (n=280)				
Retention rate	0.0%	Down from 0.8%	0.9%	1.1%
Attendance rate	96.5%	Down from 96.6%	96.3%	96.2%
Served by gifted and talented program	24.3%	Up from 21.3%	20.1%	13.4%
With disabilities other than speech	1.1%	Down from 4.8%	3.5%	4.1%
Older than usual for grade	0.4%	Up from 0.0%	0.2%	0.3%
Out-of-school suspensions or expulsions for violent and/or criminal offenses	0.0%	No Change	0.0%	0.0%
Teachers (n=22)				
Teachers with advanced degrees	77.3%	Up from 73.1%	65.9%	62.5%
Continuing contract teachers	86.4%	Up from 84.6%	91.0%	88.2%
Teachers returning from previous year	90.8%	Down from 91.1%	90.2%	87.8%
Teacher attendance rate	97.2%	Up from 94.2%	95.0%	95.2%
Average teacher salary*	\$54,992	Down 2.8%	\$48,108	\$46,773
Classes not taught by highly qualified teachers	0.0%	No Change	0.0%	0.0%
Professional development days/teacher	11.0 days	Down from 14.1 days	11.0 days	10.5 days
School				
Principal's years at school	1.0	Down from 6.0	5.0	4.0
Student-teacher ratio in core subjects	17.5 to 1	Down from 17.8 to 1	20.8 to 1	19.9 to 1
Prime instructional time	92.5%	Up from 89.2%	90.2%	90.4%
Opportunities in the arts	Good	No Change	Good	Good
SACS accreditation	No	No Change	Yes	Yes
Parents attending conferences	99.6%	Down from 100.0%	100.0%	100.0%
Character development program	Excellent	No Change	Excellent	Excellent
Dollars spent per pupil**	\$11,458	Down 5.4%	\$7,159	\$7,447
Percent of expenditures for instruction**	67.9%	Down from 71.0%	68.8%	68.4%
Percent of expenditures for teacher salaries**	65.0%	Down from 66.2%	66.6%	65.8%
% of AYP objectives met	100.0%	No Change	94.4%	90.5%

* Length of contract = 185+ days.

** Prior year audited financial data available.

EVALUATION RESULTS

	Teachers	Students*	Parents*
Number of surveys returned	23	46	43
Percent satisfied with learning environment	100.0%	97.7%	97.6%
Percent satisfied with social and physical environment	100.0%	97.8%	100.0%
Percent satisfied with school-home relations	100.0%	93.3%	97.5%

*Only students at the highest elementary school grade level at this school and their parents were included.

REPORT OF PRINCIPAL AND SCHOOL IMPROVEMENT COUNCIL

Academic excellence and student engagement continue to be the focus of Bethany Elementary School. The Bethany community, staff, and students are proud of their accomplishments and are committed to the belief that all children can be successful in school. High expectations for student performance are evident. Bethany students continue to score above the state average on the Palmetto Assessment of State Standards and have been recognized for closing the achievement gap over the past five years.

While academics are our focus, opportunities to experience success beyond the classroom are available through other avenues such as student council, safety patrol, art club, girls fitness, boys sports club, recycling club, cup stacking club and chorus. A morning television program is fully produced and operated by our students. Character education is an important part of our school with administrators and teachers emphasizing a new character trait each month. Students support their community through their participation in service learning projects such as Relay for Life, food drives, and recycling projects.

Bethany's goal is to ensure that students demonstrate competency in the core academic areas and exhibit the qualities of responsible and productive members of society. Staff development opportunities are provided on an ongoing basis to enhance classroom instruction. During the 2010—2011 school year, our teachers participated in district-wide collaboration sessions, vertical planning at the school level, and writing professional development at the school level. Our kindergarten through second grade teachers received professional development in literacy from the district literacy coach. The literacy coach was at Bethany two days per week for the entire second semester. Our teachers continue to study areas of need and interest and collaborate effectively with their colleagues.

Parent and community involvement are the cornerstones of our school's character. This is obvious as one attends special events such as the family picnic or The "COW" (Celebrate Our Work) night at Bethany. A dedicated and involved PTO and SIC continue to provide leadership and vision in the quest for excellence at our school.

Calub Courtwright, Principal; Stephanie Splawn, SIC Chair

Comprehensive detail, including definitions of ratings, performance criteria, and explanations of status, is available on www.ed.sc.gov and www.eoc.sc.gov as well as school and school district websites.

Printed versions are available from school districts upon request.

Abbreviations Key

N/A Not Applicable N/AV Not Available N/C Not Collected N/R Not Reported I/S Insufficient Sample TBD To be determined
 NI Newly Identified CSI Continuing School Improvement CA Corrective Action RP Plan to Restructure R Restructure DELAY School Improvement Status HOLD School Improvement Status