



SC Annual School Report Card Summary

COTTON BELT ELEMENTARY
York 1

Grades: PK-4

Enrollment: 604

Principal: Mark Hendry

Superintendent: Dr Vernon Prosser

Board Chair: Shirley Harris

PERFORMANCE

Comprehensive detail, including definitions of ratings, performance criteria, and explanations of status, is available on www.ed.sc.gov and www.eoc.sc.gov as well as school and school district websites. Printed versions are available from school districts upon request.

YEAR	ABSOLUTE RATING	GROWTH RATING	PALMETTO GOLD AND SILVER AWARD		AYP STATUS	NCLB IMPROVEMENT STATUS
			General Performance	Closing the Gap		
2011	Average	Average	TBD	TBD	Not Met	N/A
2010	Average	Average	N/A	N/A	Met	N/A
2009	Average	Average	N/A	N/A	Met	N/A

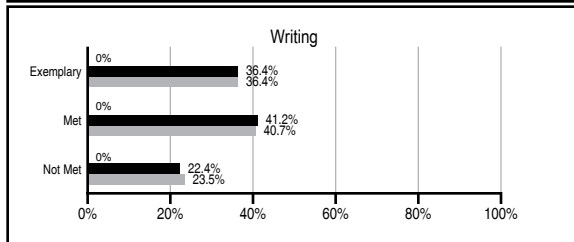
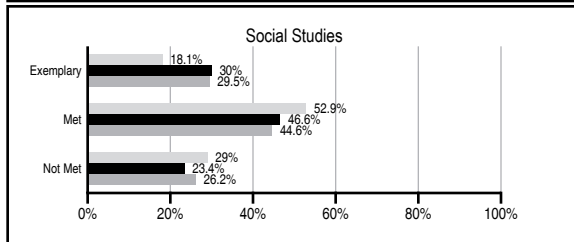
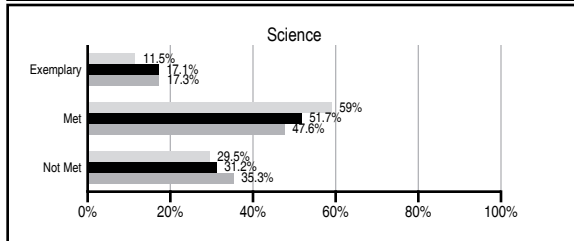
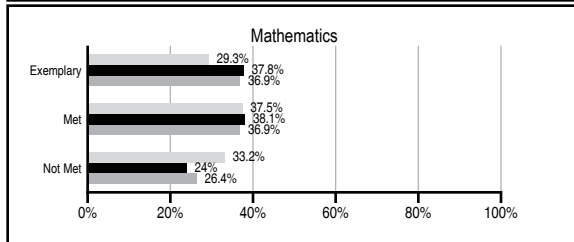
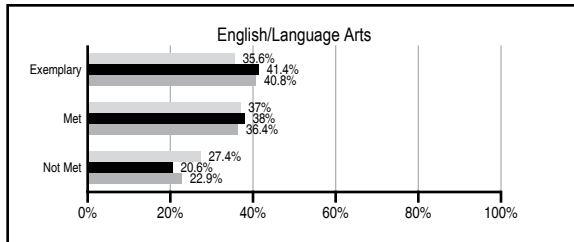
ABSOLUTE RATINGS OF ELEMENTARY SCHOOLS WITH STUDENTS LIKE OURS*

EXCELLENT	GOOD	AVERAGE	BELOW AVERAGE	AT-RISK
20	37	62	1	0

* Ratings are calculated with data available by 11/09/2011. Schools with Students Like Ours are Elementary Schools with Poverty Indices of no more than 5% above or below the index for this school.



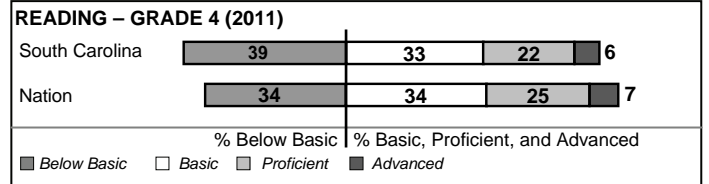
PASS PERFORMANCE

Our School
 Elementary Schools with Students Like Ours
 Elementary schools statewide



NAEP PERFORMANCE*

* Performance reported for SC and nation, data not available at school level. Percentages at NAEP Achievement Levels.



SC PERFORMANCE VISION

By 2020 all students will graduate with the knowledge and skills necessary to compete successfully in the global economy, participate in a democratic society and contribute positively as members of families and communities.

Abbreviations Key

N/A Not Applicable N/AV Not Available N/C Not Collected N/R Not Reported I/S Insufficient Sample TBD To be determined

NI Newly Identified CSI Continuing School Improvement CA Corrective Action RP Plan to Restructure R Restructure DELAY School Improvement Status HOLD School Improvement Status

COTTON BELT ELEMENTARY [York 1]

SCHOOL PROFILE

	Our School	Change from Last Year	Elementary Schools with Students Like Ours	Median Elementary School
Students (n=604)				
Retention rate	2.2%	Up from 1.3%	1.2%	1.1%
Attendance rate	96.2%	Down from 96.4%	96.1%	96.2%
Served by gifted and talented program	6.6%	Down from 9.0%	14.2%	13.4%
With disabilities other than speech	2.5%	Down from 7.4%	5.2%	4.1%
Older than usual for grade	0.7%	No Change	0.2%	0.3%
Out-of-school suspensions or expulsions for violent and/or criminal offenses	0.8%	Up from 0.0%	0.0%	0.0%
Teachers (n=32)				
Teachers with advanced degrees	68.8%	Down from 69.8%	61.7%	62.5%
Continuing contract teachers	90.6%	Down from 90.7%	90.0%	88.2%
Teachers returning from previous year	87.8%	Down from 93.1%	88.6%	87.8%
Teacher attendance rate	95.9%	Up from 95.5%	95.2%	95.2%
Average teacher salary*	\$49,174	Down 0.8%	\$46,573	\$46,773
Classes not taught by highly qualified teachers	0.0%	No Change	0.0%	0.0%
Professional development days/teacher	7.4 days	No Change	10.4 days	10.5 days
School				
Principal's years at school	5.0	Up from 4.0	4.0	4.0
Student-teacher ratio in core subjects	22.0 to 1	Down from 22.7 to 1	20.1 to 1	19.9 to 1
Prime instructional time	90.7%	Down from 90.8%	90.3%	90.4%
Opportunities in the arts	Good	No Change	Good	Good
SACS accreditation	Yes	No Change	Yes	Yes
Parents attending conferences	100.0%	No Change	100.0%	100.0%
Character development program	Excellent	No Change	Excellent	Excellent
Dollars spent per pupil**	\$6,469	Up 0.8%	\$7,234	\$7,447
Percent of expenditures for instruction**	75.0%	Up from 74.4%	67.9%	68.4%
Percent of expenditures for teacher salaries**	73.8%	Up from 71.8%	65.4%	65.8%
% of AYP objectives met	70.6%	Down from 100.0%	93.1%	90.5%

* Length of contract = 185+ days.

** Prior year audited financial data available.

EVALUATION RESULTS

	Teachers	Students*	Parents*
Number of surveys returned	19	104	88
Percent satisfied with learning environment	94.7%	94.2%	94.3%
Percent satisfied with social and physical environment	100.0%	92.2%	92.0%
Percent satisfied with school-home relations	89.5%	90.3%	87.5%

*Only students at the highest elementary school grade level at this school and their parents were included.

REPORT OF PRINCIPAL AND SCHOOL IMPROVEMENT COUNCIL

The 2010-2011 school year at Cotton Belt has been one filled with lots of excitement, achievement and challenge. As in the past, improving student achievement continues to be a top priority. We were fortunate again this year to have met the federal requirements of NCLB Adequate Yearly Progress (AYP). This accomplishment is a tribute to the commitment and dedication of each member of the Cotton Belt family.

Our vision is to build the foundation for tomorrow by sparking potential and inspiring success in our students. We worked this year to accomplish this by focusing on four target areas: (1) data-driven instructional decisions, (2) literacy across the curriculum, (3) extra time/extra assistance, and (4) technology. We will continue to focus on these four areas during the 2011-2012 school year by using MAP data to make instructional decisions, providing a balanced literacy approach to teaching reading and writing, providing early intervention services for at-risk readers, and utilizing the promethean boards to enhance instruction.

Our outstanding PTO, parent volunteers, community volunteers, and local businesses all work hard to help improve student achievement. One idea to improve our school and student achievement came from our School Improvement Council. Over the past two years they have worked hard to create an outdoor classroom for all of our students and teachers to use. This spring marked the completion of "Cotton's Den" which will provide our students with hands-on learning opportunities across the curriculum for many years to come. This is just one of many examples of how our parents are making a difference in the lives of our children.

As you review the data from this report card, please let it be a reminder that we still have much to do in order to prepare our students for their bright future. It truly does take a village to raise a child and we look forward to the continued support of our parents and community to help our students reach their full potential. Many thanks to all of our stakeholders for this year's accomplishments and for making Cotton Belt a great place to learn.

Mark Hendry, Principal
Meg Munn, Chairperson/School Improvement Council

Comprehensive detail, including definitions of ratings, performance criteria, and explanations of status, is available on www.ed.sc.gov and www.eoc.sc.gov as well as school and school district websites.

Printed versions are available from school districts upon request.

Abbreviations Key

N/A Not Applicable N/AV Not Available N/C Not Collected N/R Not Reported I/S Insufficient Sample TBD To be determined

NI Newly Identified CSI Continuing School Improvement CA Corrective Action RP Plan to Restructure R Restructure DELAY School Improvement Status HOLD School Improvement Status