

SC Annual School Report Card Summary

HUNTER STREET ELEMENTARY
 York 1
 Grades: PK-4 Enrollment: 653
 Principal: Kevin A. Hood
 Superintendent: Dr Vernon Prosser
 Board Chair: Shirley Harris

PERFORMANCE

Comprehensive detail, including definitions of ratings, performance criteria, and explanations of status, is available on www.ed.sc.gov and www.eoc.sc.gov as well as school and school district websites. Printed versions are available from school districts upon request.

YEAR	ABSOLUTE RATING	GROWTH RATING	PALMETTO GOLD AND SILVER AWARD		AYP STATUS	NCLB IMPROVEMENT STATUS
			General Performance	Closing the Gap		
2011	Good	Below Average	TBD	TBD	Not Met	N/A
2010	Good	Average	N/A	N/A	Not Met	R
2009	Average	Average	N/A	N/A	Met	RP-DELAY

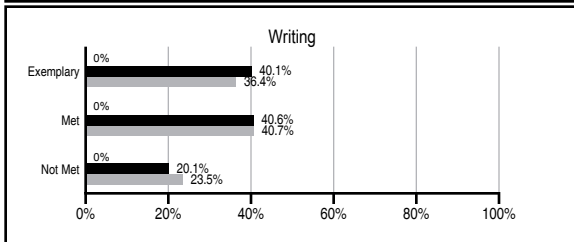
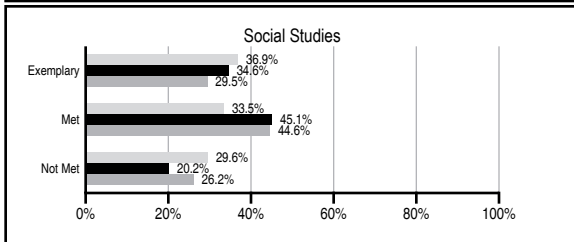
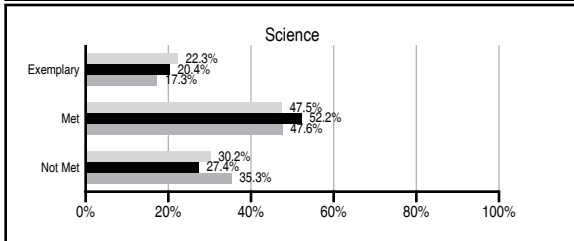
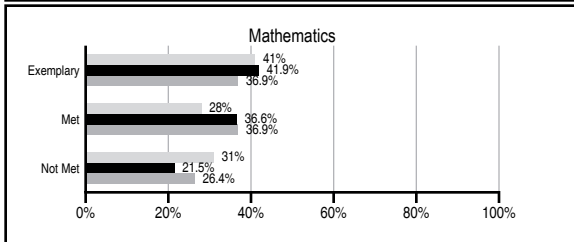
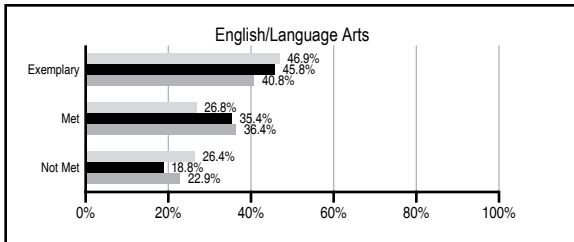
ABSOLUTE RATINGS OF ELEMENTARY SCHOOLS WITH STUDENTS LIKE OURS*

EXCELLENT	GOOD	AVERAGE	BELOW AVERAGE	AT-RISK
29	38	32	0	0

* Ratings are calculated with data available by 11/09/2011. Schools with Students Like Ours are Elementary Schools with Poverty Indices of no more than 5% above or below the index for this school.



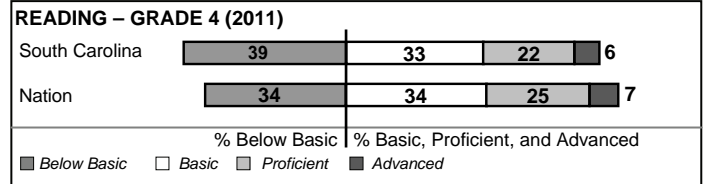
PASS PERFORMANCE

Our School
 Elementary Schools with Students Like Ours
 Elementary schools statewide



NAEP PERFORMANCE*

* Performance reported for SC and nation, data not available at school level. Percentages at NAEP Achievement Levels.



SC PERFORMANCE VISION

By 2020 all students will graduate with the knowledge and skills necessary to compete successfully in the global economy, participate in a democratic society and contribute positively as members of families and communities.

Abbreviations Key

N/A Not Applicable N/AV Not Available N/C Not Collected N/R Not Reported I/S Insufficient Sample TBD To be determined

NI Newly Identified CSI Continuing School Improvement CA Corrective Action RP Plan to Restructure R Restructure DELAY School Improvement Status HOLD School Improvement Status

HUNTER STREET ELEMENTARY [York 1]

SCHOOL PROFILE

	Our School	Change from Last Year	Elementary Schools with Students Like Ours	Median Elementary School
Students (n=653)				
Retention rate	0.8%	No Change	1.1%	1.1%
Attendance rate	96.1%	Down from 96.2%	96.2%	96.2%
Served by gifted and talented program	14.0%	Down from 15.9%	17.5%	13.4%
With disabilities other than speech	5.2%	Down from 7.4%	4.3%	4.1%
Older than usual for grade	0.3%	No Change	0.2%	0.3%
Out-of-school suspensions or expulsions for violent and/or criminal offenses	0.0%	No Change	0.0%	0.0%
Teachers (n=42)				
Teachers with advanced degrees	57.1%	Up from 51.0%	62.5%	62.5%
Continuing contract teachers	97.6%	Up from 96.1%	90.3%	88.2%
Teachers returning from previous year	90.7%	Down from 92.9%	89.3%	87.8%
Teacher attendance rate	95.0%	Up from 94.7%	95.4%	95.2%
Average teacher salary*	\$45,689	Down 3.2%	\$47,763	\$46,773
Classes not taught by highly qualified teachers	0.0%	No Change	0.0%	0.0%
Professional development days/teacher	6.0 days	Up from 4.9 days	10.9 days	10.5 days
School				
Principal's years at school	6.0	Up from 5.0	5.0	4.0
Student-teacher ratio in core subjects	19.0 to 1	Up from 18.8 to 1	20.7 to 1	19.9 to 1
Prime instructional time	89.4%	Down from 90.2%	90.4%	90.4%
Opportunities in the arts	Good	No Change	Good	Good
SACS accreditation	Yes	No Change	Yes	Yes
Parents attending conferences	86.6%	Down from 92.1%	100.0%	100.0%
Character development program	Average	Down from Good	Excellent	Excellent
Dollars spent per pupil**	\$6,440	Up 1.5%	\$6,922	\$7,447
Percent of expenditures for instruction**	74.4%	Up from 72.9%	68.4%	68.4%
Percent of expenditures for teacher salaries**	72.2%	Up from 70.1%	66.0%	65.8%
% of AYP objectives met	71.4%	Down from 90.5%	94.7%	90.5%

* Length of contract = 185+ days.

** Prior year audited financial data available.

EVALUATION RESULTS

	Teachers	Students*	Parents*
Number of surveys returned	25	115	81
Percent satisfied with learning environment	96.0%	86.0%	88.8%
Percent satisfied with social and physical environment	96.0%	85.7%	91.0%
Percent satisfied with school-home relations	64.0%	90.1%	86.3%

*Only students at the highest elementary school grade level at this school and their parents were included.

REPORT OF PRINCIPAL AND SCHOOL IMPROVEMENT COUNCIL

Working with the community, we will provide a diverse, innovative education in a safe environment enabling students to become responsible citizens in a global society is the mission of York School District One and Hunter Street Elementary School, a Title I school. With this year's continuous focus on achieving our literacy goal, our students were constantly reading and writing. For example, the Artist-Writers Workshops was a wonderful addition to the 4th grade curriculum. Working with the visual arts teacher, students created an original piece of art and wrote descriptive narratives about their pieces of artwork. Also, our teachers wrote a number of grants to help achieve our literacy goal. Family Trust Credit Union Grants were awarded to improve reading and writing instruction while our music and art teachers wrote an Arts Curricular Innovation Grants program grant entitled, "The Art of Arts Integration." Using Measures of Academic Progress (MAP) results and Developmental Reading Assessment (DRA) results to create flexible leveled guided reading groups also help us to not only meet our literacy goal, but also helped us meet our goals of using data to drive decision making, and extra time and extra help.

Because we believe that education is a cooperative effort between the schools and the community, we became a NetSCOPE Professional Development School in partnership with Winthrop University. This allowed us to have nine (9) very bright Winthrop student interns as well as have weekly professional development sessions with a distinguished Winthrop Professor assigned to our school. Additionally, our parents, families, business leaders and community members are essential to the success of our school. We value their never-ending efforts as volunteers, their relentless support of our PTO and SIC, and their unwavering commitment to school initiatives and activities. We know you believe as we do that a safe, orderly and nurturing environment is essential for learning.

Because of effective teamwork and sincere caring, our Hunter Street Family is truly striving for success. Our teachers are phenomenal, our parents are super and our students are the best. At Hunter Street, we are truly committed to achieving our vision of building the foundation for tomorrow by sparking potential and inspiring success.

Kevin A. Hood, Principal

Comprehensive detail, including definitions of ratings, performance criteria, and explanations of status, is available on www.ed.sc.gov and www.eoc.sc.gov as well as school and school district websites.

Printed versions are available from school districts upon request.

Abbreviations Key

N/A Not Applicable N/AV Not Available N/C Not Collected N/R Not Reported I/S Insufficient Sample TBD To be determined

NI Newly Identified CSI Continuing School Improvement CA Corrective Action RP Plan to Restructure R Restructure DELAY School Improvement Status HOLD School Improvement Status