



SC Annual School Report Card Summary

HICKORY GROVE-SHARON ELEMENTARY
York 1
Grades: PK-6 Enrollment: 450
Principal: H. Dietrich Long
Superintendent: Dr Vernon Prosser
Board Chair: Shirley Harris

PERFORMANCE

Comprehensive detail, including definitions of ratings, performance criteria, and explanations of status, is available on www.ed.sc.gov and www.eoc.sc.gov as well as school and school district websites. Printed versions are available from school districts upon request.

YEAR	ABSOLUTE RATING	GROWTH RATING	PALMETTO GOLD AND SILVER AWARD		AYP STATUS	NCLB IMPROVEMENT STATUS
			General Performance	Closing the Gap		
2011	Average	Average	TBD	TBD	Met	N/A
2010	Average	Average	N/A	N/A	Met	N/A
2009	Average	Average	N/A	N/A	Met	N/A

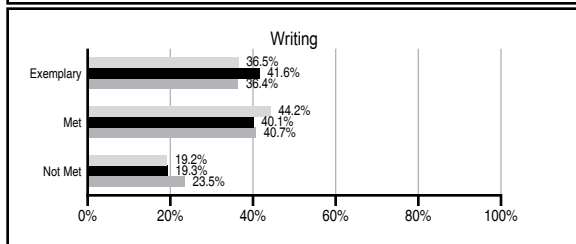
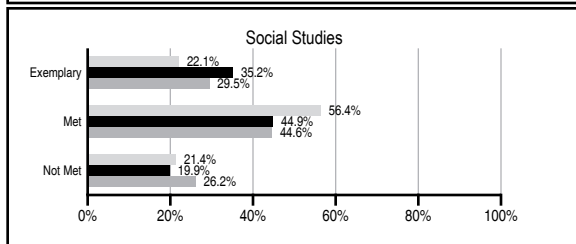
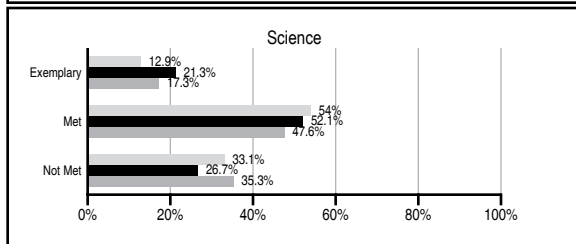
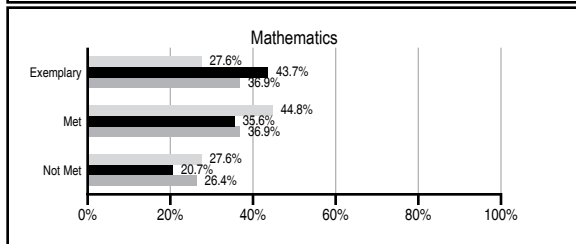
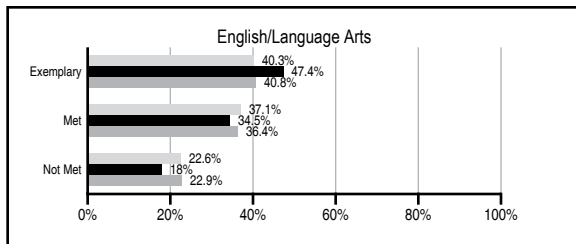
ABSOLUTE RATINGS OF ELEMENTARY SCHOOLS WITH STUDENTS LIKE OURS*

EXCELLENT	GOOD	AVERAGE	BELOW AVERAGE	AT-RISK
30	40	23	0	0

* Ratings are calculated with data available by 11/09/2011. Schools with Students Like Ours are Elementary Schools with Poverty Indices of no more than 5% above or below the index for this school.

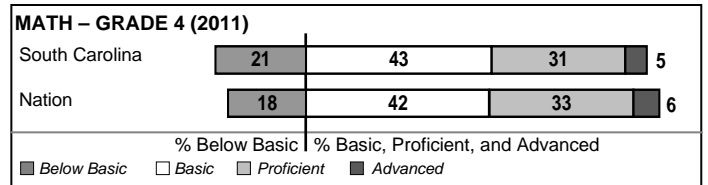
PASS PERFORMANCE

Our School
 Elementary Schools with Students Like Ours
 Elementary schools statewide



NAEP PERFORMANCE*

* Performance reported for SC and nation, data not available at school level. Percentages at NAEP Achievement Levels.



SC PERFORMANCE VISION

By 2020 all students will graduate with the knowledge and skills necessary to compete successfully in the global economy, participate in a democratic society and contribute positively as members of families and communities.

Abbreviations Key

N/A Not Applicable N/AV Not Available N/C Not Collected N/R Not Reported I/S Insufficient Sample TBD To be determined

NI Newly Identified CSI Continuing School Improvement CA Corrective Action RP Plan to Restructure R Restructure DELAY School Improvement Status HOLD School Improvement Status

HICKORY GROVE-SHARON ELEMENTARY [York 1]

SCHOOL PROFILE

	Our School	Change from Last Year	Elementary Schools with Students Like Ours	Median Elementary School
Students (n=450)				
Retention rate	1.0%	Down from 1.5%	1.0%	1.1%
Attendance rate	96.1%	Up from 96.0%	96.2%	96.2%
Served by gifted and talented program	21.9%	Up from 17.3%	17.9%	13.4%
With disabilities other than speech	3.4%	Down from 5.5%	4.1%	4.1%
Older than usual for grade	0.7%	Down from 1.8%	0.2%	0.3%
Out-of-school suspensions or expulsions for violent and/or criminal offenses	0.0%	No Change	0.0%	0.0%
Teachers (n=27)				
Teachers with advanced degrees	85.2%	Up from 75.0%	62.5%	62.5%
Continuing contract teachers	96.3%	Down from 100.0%	90.3%	88.2%
Teachers returning from previous year	98.9%	Up from 96.2%	89.3%	87.8%
Teacher attendance rate	95.6%	Up from 93.0%	95.3%	95.2%
Average teacher salary*	\$49,864	Down 1.9%	\$47,826	\$46,773
Classes not taught by highly qualified teachers	0.0%	No Change	0.0%	0.0%
Professional development days/teacher	7.2 days	Down from 7.4 days	11.2 days	10.5 days
School				
Principal's years at school	3.5	Up from 2.5	5.0	4.0
Student-teacher ratio in core subjects	22.5 to 1	Up from 18.6 to 1	20.8 to 1	19.9 to 1
Prime instructional time	90.8%	Up from 88.1%	90.2%	90.4%
Opportunities in the arts	Good	No Change	Good	Good
SACS accreditation	Yes	No Change	Yes	Yes
Parents attending conferences	81.4%	Down from 100.0%	100.0%	100.0%
Character development program	Good	Up from Average	Excellent	Excellent
Dollars spent per pupil**	\$6,592	Down 8.1%	\$6,999	\$7,447
Percent of expenditures for instruction**	69.9%	Up from 68.7%	68.8%	68.4%
Percent of expenditures for teacher salaries**	69.0%	Up from 67.3%	66.1%	65.8%
% of AYP objectives met	100.0%	No Change	95.2%	90.5%

* Length of contract = 185+ days.

** Prior year audited financial data available.

EVALUATION RESULTS

	Teachers	Students*	Parents*
Number of surveys returned	28	51	44
Percent satisfied with learning environment	96.4%	86.0%	90.7%
Percent satisfied with social and physical environment	100.0%	80.0%	90.9%
Percent satisfied with school-home relations	96.4%	88.0%	77.3%

*Only students at the highest elementary school grade level at this school and their parents were included.

REPORT OF PRINCIPAL AND SCHOOL IMPROVEMENT COUNCIL

The 2010-2011 school year at Hickory Grove /Sharon Elementary was full of new ideas, academic growth, and individual successes as we made our vision of building a foundation for tomorrow by sparking potential and inspiring success a reality. Our goal of literacy across the curriculum was our focus when we sponsored our Fall for Reading Carnival, created class floats based on their favorite book for our Read Across America Book Parade, and invited author Gretchen Zimmer and Charlotte TV weatherman Al Conklin to visit our school. Our literacy goal was so important that even an administrator slept on the roof when kindergartners through 2nd graders met their literacy goals!

Because of our goal to provide, extra time and extra help, teacher and staff volunteers manned a summer library program. We also implemented a summer program, Countdown to Kindergarten, to help some of our students make a better transition to kindergarten.

Since we believe that a safe, orderly and nurturing environment is essential for learning here at Hickory Grove /Sharon Elementary, we continued our character education-led Jam in the Gym monthly assemblies. Our students were continually challenged to display good character and good work ethics.

As a part of our mission to work with the community, to provide a diverse, innovative education in a safe environment and to enable students to become responsible citizens for a global society, we were pleased when several of our MERIT students won state awards in the economic essay contest and economic poster contest. In addition, our MERIT teacher, Martha Dial was selected as the Soil and Water Conservation state Teacher of the Year. Our PTO also helped us with our mission as they provided a very well attended ice-cream social during our Meet the Teacher night.

We are very pleased with the 2010-2011 school year at Hickory Grove/Sharon Elementary School!

H. Dietrich Long, Principal
Albert Moss, School Improvement Council Chairman

Comprehensive detail, including definitions of ratings, performance criteria, and explanations of status, is available on www.ed.sc.gov and www.eoc.sc.gov as well as school and school district websites.

Printed versions are available from school districts upon request.

Abbreviations Key

N/A Not Applicable N/AV Not Available N/C Not Collected N/R Not Reported I/S Insufficient Sample TBD To be determined

NI Newly Identified CSI Continuing School Improvement CA Corrective Action RP Plan to Restructure R Restructure DELAY School Improvement Status HOLD School Improvement Status