



SC Annual School Report Card Summary

JEFFERSON ELEMENTARY
York 1

Grades: PK-4

Enrollment: 550

Principal: Jane Wallace

Superintendent: Dr Vernon Prosser

Board Chair: Shirley Harris

PERFORMANCE

Comprehensive detail, including definitions of ratings, performance criteria, and explanations of status, is available on www.ed.sc.gov and www.eoc.sc.gov as well as school and school district websites. Printed versions are available from school districts upon request.

YEAR	ABSOLUTE RATING	GROWTH RATING	PALMETTO GOLD AND SILVER AWARD		AYP STATUS	NCLB IMPROVEMENT STATUS
			General Performance	Closing the Gap		
2011	Average	Average	TBD	TBD	Not Met	NI
2010	Average	Average	N/A	N/A	Not Met	N/A
2009	Average	Average	N/A	N/A	Met	N/A

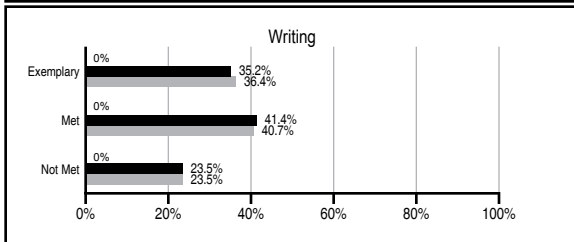
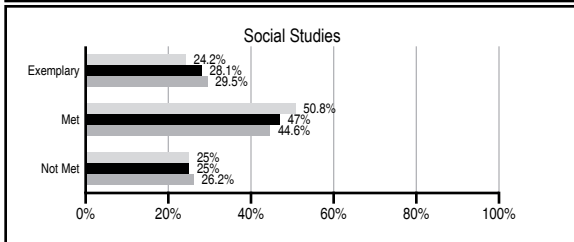
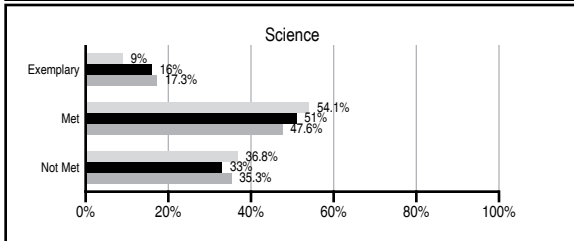
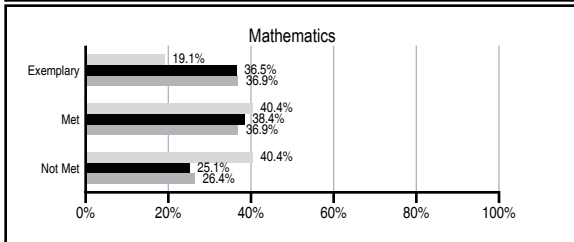
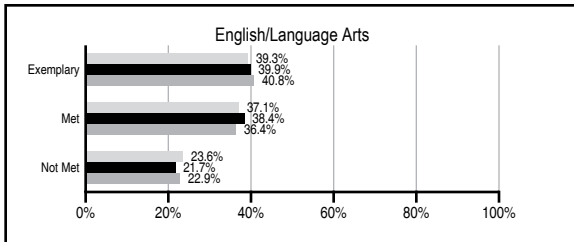
ABSOLUTE RATINGS OF ELEMENTARY SCHOOLS WITH STUDENTS LIKE OURS*

EXCELLENT	GOOD	AVERAGE	BELOW AVERAGE	AT-RISK
16	35	71	3	0

* Ratings are calculated with data available by 11/09/2011. Schools with Students Like Ours are Elementary Schools with Poverty Indices of no more than 5% above or below the index for this school.

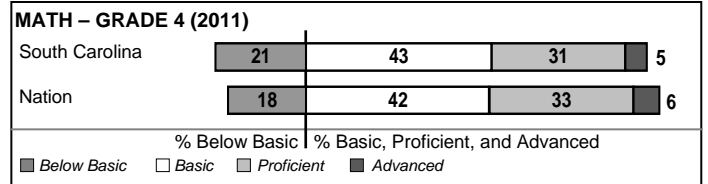
PASS PERFORMANCE

Our School
 Elementary Schools with Students Like Ours
 Elementary schools statewide



NAEP PERFORMANCE*

* Performance reported for SC and nation, data not available at school level. Percentages at NAEP Achievement Levels.



SC PERFORMANCE VISION

By 2020 all students will graduate with the knowledge and skills necessary to compete successfully in the global economy, participate in a democratic society and contribute positively as members of families and communities.

Abbreviations Key

N/A Not Applicable N/AV Not Available N/C Not Collected N/R Not Reported I/S Insufficient Sample TBD To be determined

NI Newly Identified CSI Continuing School Improvement CA Corrective Action RP Plan to Restructure R Restructure DELAY School Improvement Status HOLD School Improvement Status

JEFFERSON ELEMENTARY [York 1]

SCHOOL PROFILE

	Our School	Change from Last Year	Elementary Schools with Students Like Ours	Median Elementary School
Students (n=550)				
Retention rate	2.2%	Down from 3.0%	1.2%	1.1%
Attendance rate	95.8%	Down from 96.1%	96.0%	96.2%
Served by gifted and talented program	11.6%	Up from 10.1%	13.9%	13.4%
With disabilities other than speech	5.5%	Down from 10.0%	5.2%	4.1%
Older than usual for grade	1.3%	Up from 1.2%	0.2%	0.3%
Out-of-school suspensions or expulsions for violent and/or criminal offenses	0.0%	No Change	0.0%	0.0%
Teachers (n=28)				
Teachers with advanced degrees	75.0%	Up from 68.3%	60.9%	62.5%
Continuing contract teachers	100.0%	Up from 92.7%	90.6%	88.2%
Teachers returning from previous year	91.7%	Down from 93.8%	88.4%	87.8%
Teacher attendance rate	94.4%	Down from 95.8%	95.1%	95.2%
Average teacher salary*	\$47,429	Down 3.1%	\$46,767	\$46,773
Classes not taught by highly qualified teachers	0.0%	No Change	0.0%	0.0%
Professional development days/teacher	6.2 days	Down from 10.9 days	10.4 days	10.5 days
School				
Principal's years at school	7.0	Up from 6.0	4.0	4.0
Student-teacher ratio in core subjects	19.6 to 1	Down from 20.4 to 1	20.0 to 1	19.9 to 1
Prime instructional time	89.2%	Down from 89.8%	90.3%	90.4%
Opportunities in the arts	Good	No Change	Good	Good
SACS accreditation	Yes	No Change	Yes	Yes
Parents attending conferences	100.0%	Up from 93.7%	100.0%	100.0%
Character development program	Excellent	No Change	Excellent	Excellent
Dollars spent per pupil**	\$7,425	Down 1.0%	\$7,213	\$7,447
Percent of expenditures for instruction**	74.0%	Up from 72.4%	68.1%	68.4%
Percent of expenditures for teacher salaries**	72.6%	Up from 70.7%	66.1%	65.8%
% of AYP objectives met	86.7%	Down from 95.2%	92.3%	90.5%

* Length of contract = 185+ days.

** Prior year audited financial data available.

EVALUATION RESULTS

	Teachers	Students*	Parents*
Number of surveys returned	33	85	53
Percent satisfied with learning environment	93.9%	81.0%	86.5%
Percent satisfied with social and physical environment	100.0%	80.5%	86.5%
Percent satisfied with school-home relations	87.9%	84.0%	73.1%

*Only students at the highest elementary school grade level at this school and their parents were included.

REPORT OF PRINCIPAL AND SCHOOL IMPROVEMENT COUNCIL

Jefferson Elementary School's guiding force for the 2010-2011 year was the system-wide mission of York School District One: Working with the community, we will provide a diverse, innovative education in a safe environment enabling students to become responsible citizen in a global society.

In order to carry out a fundamental part of our mission, "working with our community", Jefferson involved community members through the Lunch Buddies program. Area businesses allowed release time for employees to mentor children throughout the school year. In addition, organizations such as the YMCA, a local dance studio, and York County Emergency Management, along with private individuals sponsored monthly clubs for students on Fantastic Friday. Clubs exposed students to various trades, skills, and crafts to widen their background of experience. Finally, Jefferson's annual Culture Fest utilized the arts community in a day long experience involving music, dance, drama, storytelling, etc. from area artisans with diverse backgrounds.

Jefferson believes that learning is a life-long and ever-changing process for teachers as well as students. One goal was to study various data and design lessons to meet the diverse needs of our students. Our Literacy Coach helped teachers perfect small group, data-driven instruction in reading. Individualized instruction derived from DRA, MAP, and other data sources, afforded students a greater opportunity to reach their full potential. Struggling readers received an additional half hour session with an interventionist, meeting the goal of providing extra time and help to our students.

A final goal was to expand the use of current technology to enhance teaching and learning in classrooms. The school district was able to provide a Technology Coach to assist teachers in using available technology to its full potential as well as interactive white boards for our special education teachers. Jefferson added interactive white boards to both the art and music classrooms while maintaining existing technology.

Our mission also requires us to enable students to become responsible citizens. To that end, Jefferson stresses the qualities of good citizenship through our character education program. Examples include participation in service activities such as recycling paper and plastics, Pennies for PATH, Jump Rope for Heart, and Relay for Life. Students also receive monthly instruction on character traits such as honesty, perseverance, respect and wisdom.

During the 2011-2012 school year, we will provide a diverse and innovative education. Our plan of action includes increasing the percentage of students meeting target growth on MAP, continued refinement of reading instruction, providing extra time and help for students, expansion of character education to include bullying, and adding interactive white boards to classrooms. These strategies will serve to realize our vision of building the foundation for tomorrow by sparking potential and inspiring success in all we serve.

Jane Wallace, Principal
Crystal Small, School Improvement Council Chair

Comprehensive detail, including definitions of ratings, performance criteria, and explanations of status, is available on www.ed.sc.gov and www.eoc.sc.gov as well as school and school district websites.

Printed versions are available from school districts upon request.

Abbreviations Key

N/A Not Applicable N/AV Not Available N/C Not Collected N/R Not Reported I/S Insufficient Sample TBD To be determined

NI Newly Identified CSI Continuing School Improvement CA Corrective Action RP Plan to Restructure R Restructure DELAY School Improvement Status HOLD School Improvement Status