



SC Annual School Report Card Summary

GREELEYVILLE ELEMENTARY
 Williamsburg
 Grades: PK-6 Enrollment: 312
 Principal: Sam Giles
 Superintendent: Dr. Yvonne Jefferson-Barnes
 Board Chair: Mr. Kent Evans

PERFORMANCE

Comprehensive detail, including definitions of ratings, performance criteria, and explanations of status, is available on www.ed.sc.gov and www.eoc.sc.gov as well as school and school district websites. Printed versions are available from school districts upon request.

YEAR	ABSOLUTE RATING	GROWTH RATING	PALMETTO GOLD AND SILVER AWARD		AYP STATUS	NCLB IMPROVEMENT STATUS
			General Performance	Closing the Gap		
2011	Below Average	At-Risk	TBD	TBD	Not Met	N/A
2010	Below Average	Below Average	N/A	N/A	Met	N/A
2009	Below Average	Average	N/A	N/A	Met	N/A

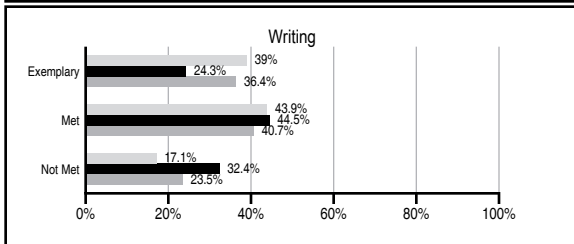
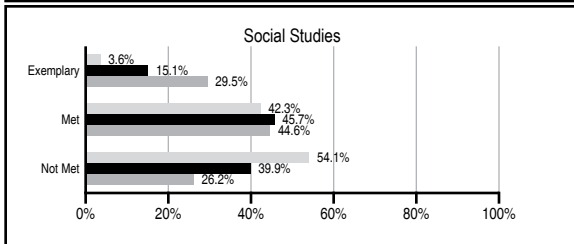
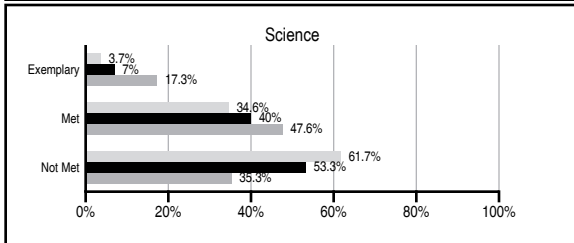
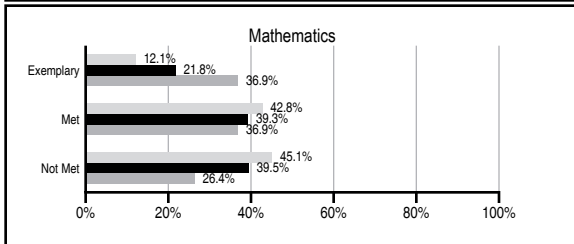
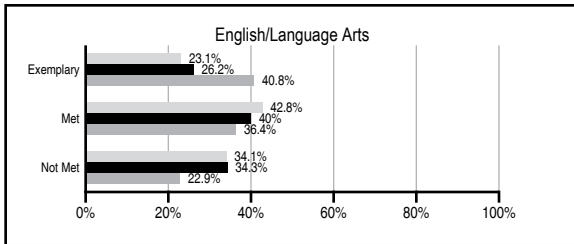
ABSOLUTE RATINGS OF ELEMENTARY SCHOOLS WITH STUDENTS LIKE OURS*

EXCELLENT	GOOD	AVERAGE	BELOW AVERAGE	AT-RISK
1	7	83	51	23

* Ratings are calculated with data available by 11/09/2011. Schools with Students Like Ours are Elementary Schools with Poverty Indices of no more than 5% above or below the index for this school.

PASS PERFORMANCE

Our School
 Elementary Schools with Students Like Ours
 Elementary schools statewide



NAEP PERFORMANCE*

* Performance reported for SC and nation, data not available at school level. Percentages at NAEP Achievement Levels.



SC PERFORMANCE VISION

By 2020 all students will graduate with the knowledge and skills necessary to compete successfully in the global economy, participate in a democratic society and contribute positively as members of families and communities.

Abbreviations Key

N/A Not Applicable N/AV Not Available N/C Not Collected N/R Not Reported I/S Insufficient Sample TBD To be determined

NI Newly Identified CSI Continuing School Improvement CA Corrective Action RP Plan to Restructure R Restructure DELAY School Improvement Status HOLD School Improvement Status

GREELEYVILLE ELEMENTARY [Williamsburg]

SCHOOL PROFILE

	Our School	Change from Last Year	Elementary Schools with Students Like Ours	Median Elementary School
Students (n=312)				
Retention rate	4.4%	Up from 1.7%	1.5%	1.1%
Attendance rate	96.5%	Down from 96.6%	96.1%	96.2%
Served by gifted and talented program	5.9%	Up from 4.9%	5.3%	13.4%
With disabilities other than speech	3.9%	Down from 8.2%	4.2%	4.1%
Older than usual for grade	1.6%	Up from 1.5%	0.6%	0.3%
Out-of-school suspensions or expulsions for violent and/or criminal offenses	0.0%	No Change	0.0%	0.0%
Teachers (n=20)				
Teachers with advanced degrees	70.0%	Up from 68.4%	61.9%	62.5%
Continuing contract teachers	75.0%	Up from 52.6%	82.3%	88.2%
Teachers returning from previous year	74.8%	Down from 75.6%	84.7%	87.8%
Teacher attendance rate	97.1%	Up from 96.1%	95.2%	95.2%
Average teacher salary*	\$41,972	Up 1.4%	\$45,155	\$46,773
Classes not taught by highly qualified teachers	0.0%	Down from 3.7%	0.0%	0.0%
Professional development days/teacher	12.6 days	Up from 11.7 days	10.6 days	10.5 days
School				
Principal's years at school	4.0	Up from 3.0	4.0	4.0
Student-teacher ratio in core subjects	20.1 to 1	Up from 18.1 to 1	17.6 to 1	19.9 to 1
Prime instructional time	93.2%	Up from 92.1%	90.4%	90.4%
Opportunities in the arts	Good	No Change	Good	Good
SACS accreditation	Yes	No Change	Yes	Yes
Parents attending conferences	100.0%	No Change	100.0%	100.0%
Character development program	Excellent	No Change	Excellent	Excellent
Dollars spent per pupil**	\$6,894	Down 1.6%	\$8,463	\$7,447
Percent of expenditures for instruction**	66.8%	Up from 66.6%	67.7%	68.4%
Percent of expenditures for teacher salaries**	61.2%	Down from 62.8%	64.2%	65.8%
% of AYP objectives met	53.8%	Down from 100.0%	76.9%	90.5%

* Length of contract = 185+ days.

** Prior year audited financial data available.

REPORT OF PRINCIPAL AND SCHOOL IMPROVEMENT COUNCIL

Greeleyville Elementary School has an active School Improvement Council. During the school year of 2010-2011, the council met monthly to plan and discuss issues surrounding the school. Greeleyville Elementary is a community that involves and values the support of parents, business partners, volunteers and community persons. With the responsibility of preparing our children to be successful citizens, true dedication is employed. Realizing that all students can learn, Greeleyville Elementary continues to implement a standard-driven curriculum with research-based initiatives. As we prepare our students for the world of technology, all of our classrooms are equipped with promethean boards which allows students to experience technology at an extensive level. We also continue to implement the following initiatives: Title I Tutoring, Standards in Practice, Accelerated Reader, Classworks, SuccessMaker Lab, Character Development, Positive Behavior program and a very strong Parenting program.

Greeleyville Elementary has a staff that is competent and devoted to the assurance of the success of our children. The following staff development workshops and activities were held this school term: Team Building, Positive Behavior Support (PBIS), Grade Level Presentations, Data Analysis, Integrating Technology for Effective Lessons, Teachers Coaching Teachers, Title I Overview, PASS Parenting Workshops, and Measures of Academic Progress (MAP) Training.

All the hard work contributed by our staff, parents, business partners, community members and students are the main ingredients that made 2010-2011 a successful school year at GES. "Many Minds, Many Hands, One Goal, High Quality Education is our motto. This is a collaborative effort to which everyone contributed.

Sam Giles, Principal
Jerry Edwards, SIC Chairperson

EVALUATION RESULTS

	Teachers	Students*	Parents*
Number of surveys returned	24	36	36
Percent satisfied with learning environment	95.8%	94.4%	86.1%
Percent satisfied with social and physical environment	87.5%	94.3%	86.1%
Percent satisfied with school-home relations	82.6%	91.7%	91.7%

*Only students at the highest elementary school grade level at this school and their parents were included.

Comprehensive detail, including definitions of ratings, performance criteria, and explanations of status, is available on www.ed.sc.gov and www.eoc.sc.gov as well as school and school district websites.

Printed versions are available from school districts upon request.

Abbreviations Key

N/A Not Applicable N/AV Not Available N/C Not Collected N/R Not Reported I/S Insufficient Sample TBD To be determined
NI Newly Identified CSI Continuing School Improvement CA Corrective Action RP Plan to Restructure R Restructure DELAY School Improvement Status HOLD School Improvement Status