



SC Annual School Report Card Summary

MONARCH ELEMENTARY Union

Grades: PK-5

Enrollment: 447

Principal: Anita Maness

Superintendent: Dr. Kristi V. Woodall

Board Chair: Ms. Jane H. Hammett

PERFORMANCE

Comprehensive detail, including definitions of ratings, performance criteria, and explanations of status, is available on www.ed.sc.gov and www.eoc.sc.gov as well as school and school district websites. Printed versions are available from school districts upon request.

YEAR	ABSOLUTE RATING	GROWTH RATING	PALMETTO GOLD AND SILVER AWARD		AYP STATUS	NCLB IMPROVEMENT STATUS
			General Performance	Closing the Gap		
2011	Average	Average	TBD	TBD	Met	N/A
2010	Average	Average	N/A	N/A	Met	N/A
2009	Average	Average	N/A	N/A	Met	CSI-DELAY

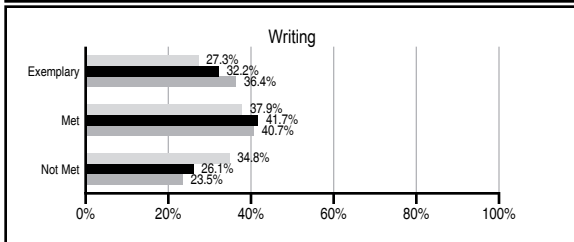
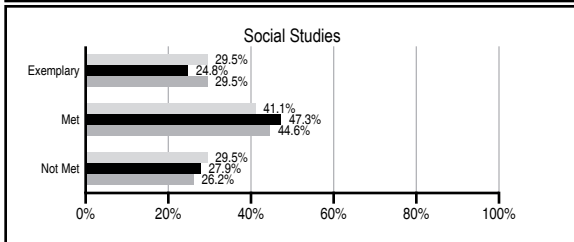
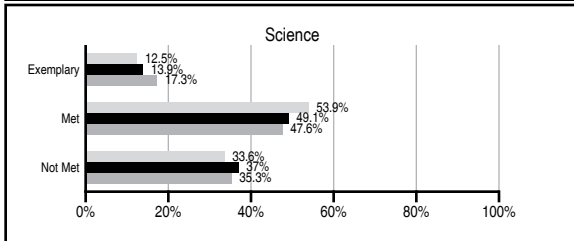
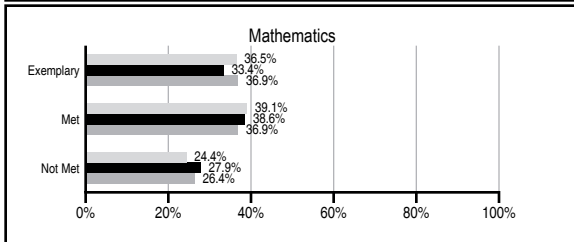
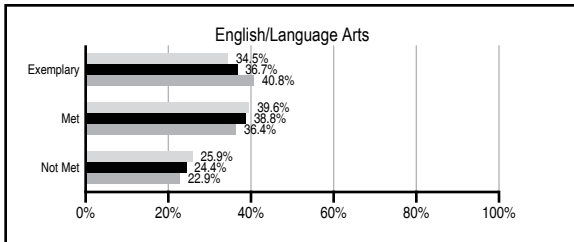
ABSOLUTE RATINGS OF ELEMENTARY SCHOOLS WITH STUDENTS LIKE OURS*

EXCELLENT	GOOD	AVERAGE	BELOW AVERAGE	AT-RISK
7	24	85	9	0

* Ratings are calculated with data available by 11/09/2011. Schools with Students Like Ours are Elementary Schools with Poverty Indices of no more than 5% above or below the index for this school.

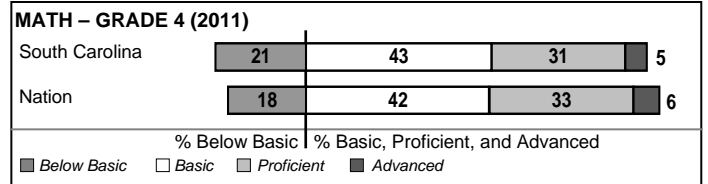
PASS PERFORMANCE

Our School
 Elementary Schools with Students Like Ours
 Elementary schools statewide



NAEP PERFORMANCE*

* Performance reported for SC and nation, data not available at school level. Percentages at NAEP Achievement Levels.



SC PERFORMANCE VISION

By 2020 all students will graduate with the knowledge and skills necessary to compete successfully in the global economy, participate in a democratic society and contribute positively as members of families and communities.

Abbreviations Key

N/A Not Applicable N/AV Not Available N/C Not Collected N/R Not Reported I/S Insufficient Sample TBD To be determined

NI Newly Identified CSI Continuing School Improvement CA Corrective Action RP Plan to Restructure R Restructure DELAY School Improvement Status HOLD School Improvement Status

MONARCH ELEMENTARY [Union]

SCHOOL PROFILE

	Our School	Change from Last Year	Elementary Schools with Students Like Ours	Median Elementary School
Students (n=447)				
Retention rate	2.7%	Up from 1.4%	1.3%	1.1%
Attendance rate	96.2%	No Change	96.0%	96.2%
Served by gifted and talented program	7.8%	Up from 4.7%	11.6%	13.4%
With disabilities other than speech	5.9%	Down from 8.0%	5.1%	4.1%
Older than usual for grade	0.7%	Up from 0.3%	0.4%	0.3%
Out-of-school suspensions or expulsions for violent and/or criminal offenses	0.0%	No Change	0.0%	0.0%
Teachers (n=29)				
Teachers with advanced degrees	72.4%	Up from 57.1%	60.5%	62.5%
Continuing contract teachers	93.1%	Up from 78.6%	90.0%	88.2%
Teachers returning from previous year	90.5%	Down from 96.5%	88.1%	87.8%
Teacher attendance rate	95.5%	Up from 94.1%	95.1%	95.2%
Average teacher salary*	\$46,580	Up 2.5%	\$46,617	\$46,773
Classes not taught by highly qualified teachers	0.0%	No Change	0.0%	0.0%
Professional development days/teacher	26.7 days	Up from 16.6 days	11.3 days	10.5 days
School				
Principal's years at school	55.0	Up from 4.0	4.0	4.0
Student-teacher ratio in core subjects	19.6 to 1	Down from 27.3 to 1	19.5 to 1	19.9 to 1
Prime instructional time	91.3%	Up from 89.9%	90.1%	90.4%
Opportunities in the arts	Good	No Change	Good	Good
SACS accreditation	Yes	No Change	Yes	Yes
Parents attending conferences	100.0%	No Change	100.0%	100.0%
Character development program	Excellent	Up from Good	Excellent	Excellent
Dollars spent per pupil**	\$6,756	Up 6.4%	\$7,482	\$7,447
Percent of expenditures for instruction**	71.0%	Up from 70.9%	67.3%	68.4%
Percent of expenditures for teacher salaries**	69.0%	Up from 65.9%	64.7%	65.8%
% of AYP objectives met	100.0%	No Change	89.7%	90.5%

* Length of contract = 185+ days.

** Prior year audited financial data available.

EVALUATION RESULTS

	Teachers	Students*	Parents*
Number of surveys returned	31	64	65
Percent satisfied with learning environment	100.0%	96.8%	85.7%
Percent satisfied with social and physical environment	100.0%	95.3%	87.3%
Percent satisfied with school-home relations	93.5%	93.7%	87.3%

*Only students at the highest elementary school grade level at this school and their parents were included.

REPORT OF PRINCIPAL AND SCHOOL IMPROVEMENT COUNCIL

"Making Everyone Stars" is the motto that we at Monarch Elementary School have adopted and aspired to create. We work diligently to create a safe, challenging, and nurturing environment in order to ensure the success of our students.

We are proud of our school and our accomplishments. Accreditation by the Southern Association of Colleges Schools and being the recipient of the Exemplary Writing Program Award by the South Carolina Department of Education's Department of Literacy and Early Learning are among our top honors. We are also in our third year of our Save the Children Grant which provides in-school and after-school tutoring, physical fitness, and nutritional snacks for our students. Our Dollar General grant funds Reading is Fundamental so our students can receive three free books throughout the year.

Monarch Elementary School has a very active School Improvement Council. The South Carolina School Improvement Council recognized it as an Honor Roll council.

Monarch Elementary met AYP for the second consecutive year. We utilized MAP testing and test analysis data to continue to raise our improvement rating.

With the positive attitude and the spirit of the Monarch community, we will continue to provide a quality education for all of the students.

Anita Hart Maness, Principal
Courtney Dean, School Improvement Chair 2010-2011

Comprehensive detail, including definitions of ratings, performance criteria, and explanations of status, is available on www.ed.sc.gov and www.eoc.sc.gov as well as school and school district websites.

Printed versions are available from school districts upon request.

Abbreviations Key

N/A Not Applicable N/AV Not Available N/C Not Collected N/R Not Reported I/S Insufficient Sample TBD To be determined

NI Newly Identified CSI Continuing School Improvement CA Corrective Action RP Plan to Restructure R Restructure DELAY School Improvement Status HOLD School Improvement Status