



SC Annual School Report Card Summary

FOSTER PARK ELEMENTARY Union

Grades: PK-5

Enrollment: 555

Principal: Barbara Palmer

Superintendent: Dr. Kristi V. Woodall

Board Chair: Ms. Jane H. Hammett

PERFORMANCE

Comprehensive detail, including definitions of ratings, performance criteria, and explanations of status, is available on www.ed.sc.gov and www.eoc.sc.gov as well as school and school district websites. Printed versions are available from school districts upon request.

| YEAR | ABSOLUTE RATING | GROWTH RATING | PALMETTO GOLD AND SILVER AWARD | | AYP STATUS | NCLB IMPROVEMENT STATUS |
|------|-----------------|---------------|--------------------------------|-----------------|------------|-------------------------|
| | | | General Performance | Closing the Gap | | |
| 2011 | Good | Average | TBD | TBD | Met | N/A |
| 2010 | Average | Good | Silver | N/A | Met | NI-DELAY |
| 2009 | Average | Average | N/A | N/A | Not Met | NI |

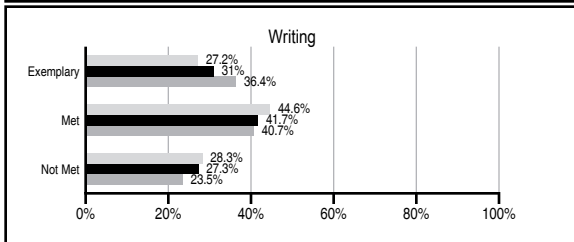
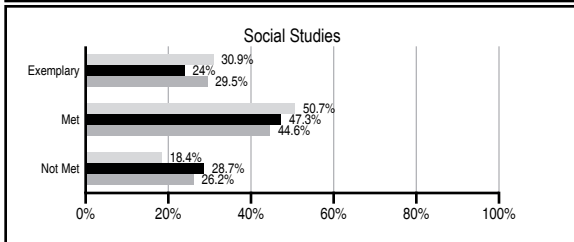
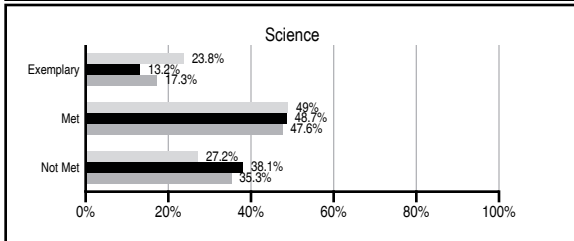
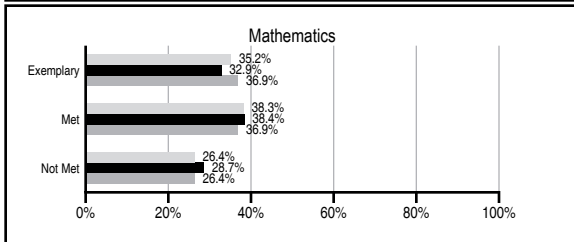
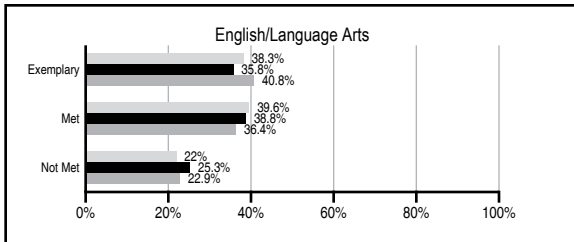
ABSOLUTE RATINGS OF ELEMENTARY SCHOOLS WITH STUDENTS LIKE OURS*

| EXCELLENT | GOOD | AVERAGE | BELOW AVERAGE | AT-RISK |
|-----------|------|---------|---------------|---------|
| 6 | 19 | 87 | 9 | 0 |

* Ratings are calculated with data available by 11/09/2011. Schools with Students Like Ours are Elementary Schools with Poverty Indices of no more than 5% above or below the index for this school.

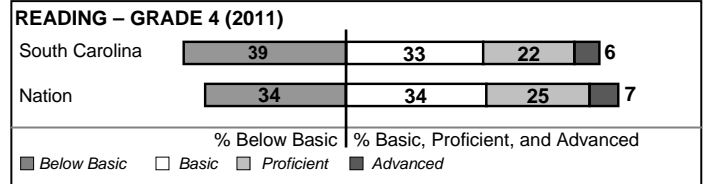
PASS PERFORMANCE

Our School
 Elementary Schools with Students Like Ours
 Elementary schools statewide



NAEP PERFORMANCE*

* Performance reported for SC and nation, data not available at school level. Percentages at NAEP Achievement Levels.



SC PERFORMANCE VISION

By 2020 all students will graduate with the knowledge and skills necessary to compete successfully in the global economy, participate in a democratic society and contribute positively as members of families and communities.

Abbreviations Key

N/A Not Applicable N/AV Not Available N/C Not Collected N/R Not Reported I/S Insufficient Sample TBD To be determined

NI Newly Identified CSI Continuing School Improvement CA Corrective Action RP Plan to Restructure R Restructure DELAY School Improvement Status HOLD School Improvement Status

FOSTER PARK ELEMENTARY [Union]

SCHOOL PROFILE

| | Our School | Change from Last Year | Elementary Schools with Students Like Ours | Median Elementary School |
|--|------------|-----------------------|--|--------------------------|
| Students (n=555) | | | | |
| Retention rate | 2.4% | Down from 2.7% | 1.2% | 1.1% |
| Attendance rate | 95.8% | Up from 95.7% | 95.9% | 96.2% |
| Served by gifted and talented program | 13.0% | Up from 9.1% | 11.9% | 13.4% |
| With disabilities other than speech | 5.1% | Down from 8.2% | 5.1% | 4.1% |
| Older than usual for grade | 0.4% | Down from 0.5% | 0.3% | 0.3% |
| Out-of-school suspensions or expulsions for violent and/or criminal offenses | 0.0% | No Change | 0.0% | 0.0% |
| Teachers (n=33) | | | | |
| Teachers with advanced degrees | 51.5% | Up from 48.6% | 60.0% | 62.5% |
| Continuing contract teachers | 97.0% | Up from 91.9% | 89.7% | 88.2% |
| Teachers returning from previous year | 88.2% | Down from 89.5% | 87.5% | 87.8% |
| Teacher attendance rate | 95.5% | Down from 95.6% | 95.2% | 95.2% |
| Average teacher salary* | \$46,127 | Up 2.7% | \$46,609 | \$46,773 |
| Classes not taught by highly qualified teachers | 1.3% | Up from 0.0% | 0.0% | 0.0% |
| Professional development days/teacher | 17.2 days | Up from 12.9 days | 11.3 days | 10.5 days |
| School | | | | |
| Principal's years at school | 6.0 | Up from 5.0 | 4.0 | 4.0 |
| Student-teacher ratio in core subjects | 17.9 to 1 | Down from 19.3 to 1 | 19.6 to 1 | 19.9 to 1 |
| Prime instructional time | 91.0% | Up from 90.7% | 90.1% | 90.4% |
| Opportunities in the arts | Good | No Change | Good | Good |
| SACS accreditation | Yes | No Change | Yes | Yes |
| Parents attending conferences | 100.0% | Up from 99.6% | 100.0% | 100.0% |
| Character development program | Excellent | Up from Average | Excellent | Excellent |
| Dollars spent per pupil** | \$6,351 | Up 9.5% | \$7,420 | \$7,447 |
| Percent of expenditures for instruction** | 70.1% | Down from 74.2% | 66.9% | 68.4% |
| Percent of expenditures for teacher salaries** | 66.5% | Down from 70.7% | 64.6% | 65.8% |
| % of AYP objectives met | 100.0% | No Change | 88.2% | 90.5% |

* Length of contract = 185+ days.

** Prior year audited financial data available.

EVALUATION RESULTS

| | Teachers | Students* | Parents* |
|--|----------|-----------|----------|
| Number of surveys returned | 31 | 90 | 63 |
| Percent satisfied with learning environment | 96.8% | 90.0% | 91.8% |
| Percent satisfied with social and physical environment | 96.8% | 88.8% | 85.5% |
| Percent satisfied with school-home relations | 96.8% | 87.8% | 82.3% |

*Only students at the highest elementary school grade level at this school and their parents were included.

Comprehensive detail, including definitions of ratings, performance criteria, and explanations of status, is available on www.ed.sc.gov and www.eoc.sc.gov as well as school and school district websites.

Printed versions are available from school districts upon request.

REPORT OF PRINCIPAL AND SCHOOL IMPROVEMENT COUNCIL

Foster Park Elementary School celebrated many successes this year. Our school continues to be recognized as a "Red Carpet School". We take pride in our customer friendly atmosphere and value input from our stakeholders. With our stakeholders as partners, our goal is to continue to uphold our district vision, "Building a Tradition of Excellence".

Our school continues to recognize great reading and writing. We participate in the Superintendent's Writing Contest and set individual and school-wide goals for reading and writing. Our school once again received a RIF (Reading is Fundamental) grant which provides books for each child and a Save the Children Grant which provides in-school and after-school assistance.

Congratulations go out to our entire school community! Foster Park Elementary received an absolute rating of average and an improvement rating of good on our state report card. We also met 100% of our AYP objectives. Likewise, our school exceeded scores in schools like ours in all subject areas. We are extremely proud of our students, teachers, parents, and community for their hard work!

We continue to recognize students and staff for positive actions and achievements through our Positive Behavior Plan. Students earn Eagle Bucks and Classroom Bucks for positive behaviors and spend the bucks throughout the year.

Our instructional staff members analyze PASS scores by grade, class, and student to identify academic strengths and weaknesses. PASS analysis serves as just one piece of information for planning instruction and providing individual student assistance. MAP testing is also used in determining the academic plans for our students. Forty minute Academy Classes were formed last year to remediate and accelerate students.

In our changing world, our teachers realize the need for professional growth and are always seeking new and innovative teaching ideas. Our teachers participate in study groups each year for professional growth and development.

Our school provides many ways of notification to parents and the community. We utilize the front marquis, monthly newsletters, agendas and our Alert Now System to advertise upcoming events. We maintain a very close relationship with our local news providers to showcase our achievements and activities. We invite all parents to attend our School Improvement Council meetings and Title I planning sessions. The State Report Card is sent out each year to highlight our achievements and challenges. Our school maintains an absolute rating and improvement rating of average.

With the continued support of our Student Council, we give back to the community through numerous community projects such as Relay for Life, Jump Rope for the Heart, and March of Dimes. Our school continues to enforce our motto, "Building a Family Where Children Soar as Eagles".

Barbara Palmer-Principal
Margie Ruff- SIC Chairperson

Abbreviations Key

N/A Not Applicable N/AV Not Available N/C Not Collected N/R Not Reported I/S Insufficient Sample TBD To be determined

NI Newly Identified CSI Continuing School Improvement CA Corrective Action RP Plan to Restructure R Restructure DELAY School Improvement Status HOLD School Improvement Status