



SC Annual School Report Card Summary

BUFFALO ELEMENTARY Union
Grades: PK-5 Enrollment: 621
Principal: Melissa Inman
Superintendent: Dr. Kristi V. Woodall
Board Chair: Ms. Jane H. Hammett

PERFORMANCE

Comprehensive detail, including definitions of ratings, performance criteria, and explanations of status, is available on www.ed.sc.gov and www.eoc.sc.gov as well as school and school district websites. Printed versions are available from school districts upon request.

YEAR	ABSOLUTE RATING	GROWTH RATING	PALMETTO GOLD AND SILVER AWARD		AYP STATUS	NCLB IMPROVEMENT STATUS
			General Performance	Closing the Gap		
2011	Average	Average	TBD	TBD	Met	CSI-DELAY
2010	Average	Average	N/A	N/A	Not Met	CSI
2009	Average	Below Average	N/A	N/A	Not Met	NI

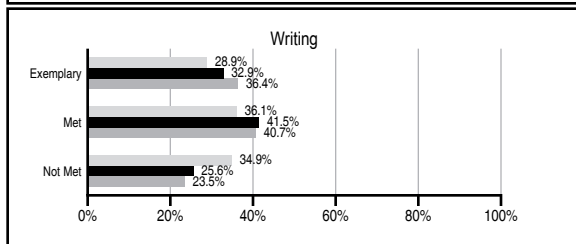
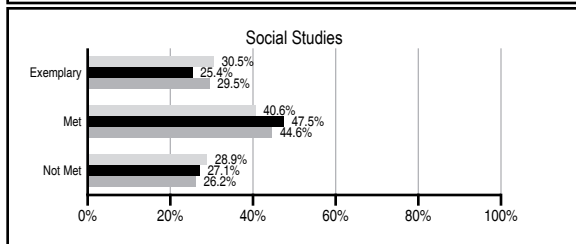
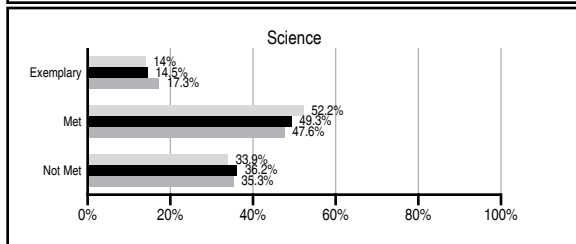
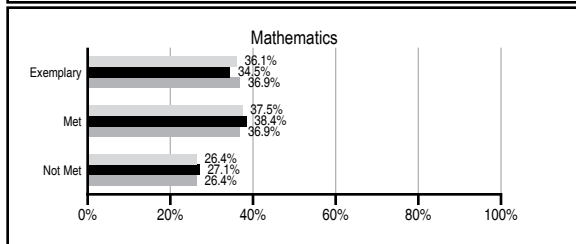
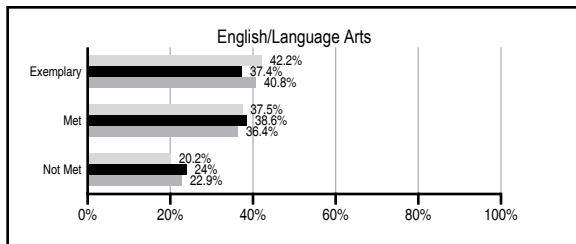
ABSOLUTE RATINGS OF ELEMENTARY SCHOOLS WITH STUDENTS LIKE OURS*

EXCELLENT	GOOD	AVERAGE	BELOW AVERAGE	AT-RISK
9	27	82	7	0

* Ratings are calculated with data available by 11/09/2011. Schools with Students Like Ours are Elementary Schools with Poverty Indices of no more than 5% above or below the index for this school.

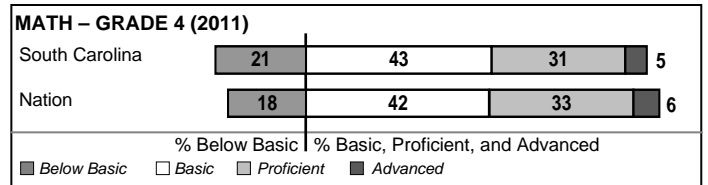
PASS PERFORMANCE

Our School
 Elementary Schools with Students Like Ours
 Elementary schools statewide



NAEP PERFORMANCE*

* Performance reported for SC and nation, data not available at school level. Percentages at NAEP Achievement Levels.



SC PERFORMANCE VISION

By 2020 all students will graduate with the knowledge and skills necessary to compete successfully in the global economy, participate in a democratic society and contribute positively as members of families and communities.

Abbreviations Key

N/A Not Applicable N/AV Not Available N/C Not Collected N/R Not Reported I/S Insufficient Sample TBD To be determined

NI Newly Identified CSI Continuing School Improvement CA Corrective Action RP Plan to Restructure R Restructure DELAY School Improvement Status HOLD School Improvement Status

BUFFALO ELEMENTARY [Union]

SCHOOL PROFILE

	Our School	Change from Last Year	Elementary Schools with Students Like Ours	Median Elementary School
Students (n=621)				
Retention rate	3.5%	Up from 1.0%	1.2%	1.1%
Attendance rate	95.0%	Up from 94.9%	96.0%	96.2%
Served by gifted and talented program	14.4%	Up from 13.1%	11.9%	13.4%
With disabilities other than speech	5.4%	Down from 12.5%	4.9%	4.1%
Older than usual for grade	0.2%	Down from 0.4%	0.3%	0.3%
Out-of-school suspensions or expulsions for violent and/or criminal offenses	0.2%	Up from 0.0%	0.0%	0.0%
Teachers (n=43)				
Teachers with advanced degrees	76.7%	Up from 71.1%	60.5%	62.5%
Continuing contract teachers	95.3%	Up from 84.4%	90.0%	88.2%
Teachers returning from previous year	92.6%	Up from 91.4%	88.2%	87.8%
Teacher attendance rate	94.9%	Up from 94.6%	95.0%	95.2%
Average teacher salary*	\$48,749	Up 1.0%	\$46,625	\$46,773
Classes not taught by highly qualified teachers	1.6%	Up from 0.0%	0.0%	0.0%
Professional development days/teacher	17.2 days	Up from 12.0 days	11.3 days	10.5 days
School				
Principal's years at school	11.0	Up from 10.0	4.0	4.0
Student-teacher ratio in core subjects	19.5 to 1	No Change	19.5 to 1	19.9 to 1
Prime instructional time	89.3%	Up from 89.1%	90.2%	90.4%
Opportunities in the arts	Good	No Change	Good	Good
SACS accreditation	Yes	No Change	Yes	Yes
Parents attending conferences	98.4%	Down from 99.8%	100.0%	100.0%
Character development program	Good	No Change	Excellent	Excellent
Dollars spent per pupil**	\$6,577	Up 0.3%	\$7,420	\$7,447
Percent of expenditures for instruction**	76.5%	Up from 73.4%	67.8%	68.4%
Percent of expenditures for teacher salaries**	75.5%	Up from 71.9%	65.2%	65.8%
% of AYP objectives met	100.0%	Up from 90.5%	90.5%	90.5%

* Length of contract = 185+ days.

** Prior year audited financial data available.

EVALUATION RESULTS

	Teachers	Students*	Parents*
Number of surveys returned	40	80	41
Percent satisfied with learning environment	92.5%	93.7%	86.8%
Percent satisfied with social and physical environment	97.5%	87.5%	85.4%
Percent satisfied with school-home relations	92.5%	92.5%	80.5%

*Only students at the highest elementary school grade level at this school and their parents were included.

REPORT OF PRINCIPAL AND SCHOOL IMPROVEMENT COUNCIL

Our mission at Buffalo Elementary School is to "Build A Tradition of Excellence". Union County Schools and its stakeholders commit to students first in building community, excellence, and life-long learning.

We continued our discipline procedures where the emphasis is on positive behavior. We were awarded Ribbon Status for our Positive Intervention and Support model (PBIS). The 3 B's served as our motto - Be Respectful, Be responsible, Be Ready to Learn.

Union County Schools, along with Buffalo Elementary received accreditation by AdvancEd. It took an entire team effort on the part of our students, parents, teachers, support staff, custodians, cafeteria staff, and maintenance crew to achieve this honor. Other successes at Buffalo Elementary School include the attainment of multiple Donors Choose grants. Through different sources, we were able to install Smart Boards and provide Elmos in all classrooms. Our partnership with Winthrop University as a Professional Development School for NetScope provided us many professional development opportunities.

Together the parents, teachers, administrators, and community are working toward the common goal of meeting the needs of all children. Our School Improvement Council and the PTA continued to be an active part of the decision making process at Buffalo. We are proud to have such a dedicated team.

Melissa Inman, Principal
Robbie Hines, SIC Chairman

Comprehensive detail, including definitions of ratings, performance criteria, and explanations of status, is available on www.ed.sc.gov and www.eoc.sc.gov as well as school and school district websites.

Printed versions are available from school districts upon request.

Abbreviations Key

N/A Not Applicable N/AV Not Available N/C Not Collected N/R Not Reported I/S Insufficient Sample TBD To be determined
NI Newly Identified CSI Continuing School Improvement CA Corrective Action RP Plan to Restructure R Restructure DELAY School Improvement Status HOLD School Improvement Status